

Notes:	
√	Functions is fully supported and already existed in former software version.
※	Functions is fully supported and newly added in current software version.
Number	Index number of the special function , you can find the name from the special function table.
	Functions is not supported.

Model	Type	Year	System	Ecu Info.	Read Code	Erase Code	Data List	Active Test	Special Func.
1Series_E81/E82/E87/E88	116d,116i,118d,118i,120d,120i,123d,125i,128i,130i,135i,135is	2004-2016	ABS/ASC/DSC (Dynamic Stability Control)	√	√	√	√	√	√
1Series_E81/E82/E87/E88	116d,116i,118d,118i,120d,120i,123d,125i,128i,130i,135i,135is	2004-2016	ACC Active cruise control	√	√	√	√	√	√
1Series_E81/E82/E87/E88	116d,116i,118d,118i,120d,120i,123d,125i,128i,130i,135i,135is	2004-2016	ACC/ACC2 Active Cruise Control	√	√	√			
1Series_E81/E82/E87/E88	116d,116i,118d,118i,120d,120i,123d,125i,128i,130i,135i,135is	2004-2016	ACSM Crash Safety Module	√	√	√	√	√	√
1Series_E81/E82/E87/E88	116d,116i,118d,118i,120d,120i,123d,125i,128i,130i,135i,135is	2004-2016	ACSM/MRS Crash Safety Module	√	√	√	√		
1Series_E81/E82/E87/E88	116d,116i,118d,118i,120d,120i,123d,125i,128i,130i,135i,135is	2004-2016	AHL Adaptive directional headlights	√	√	√	√	√	√
1Series_E81/E82/E87/E88	116d,116i,118d,118i,120d,120i,123d,125i,128i,130i,135i,135is	2004-2016	AHM Trailer module	√	√	√	√	√	√
1Series_E81/E82/E87/E88	116d,116i,118d,118i,120d,120i,123d,125i,128i,130i,135i,135is	2004-2016	AL active front steering (AFS70)	√	√	√	√		
1Series_E81/E82/E87/E88	116d,116i,118d,118i,120d,120i,123d,125i,128i,130i,135i,135is	2004-2016	AL active steering	√	√	√	√	√	√
1Series_E81/E82/E87/E88	116d,116i,118d,118i,120d,120i,123d,125i,128i,130i,135i,135is	2004-2016	ALBBF Active backrest width,front passenger	√	√	√	√		
1Series_E81/E82/E87/E88	116d,116i,118d,118i,120d,120i,123d,125i,128i,130i,135i,135is	2004-2016	ALBFA Active backrest width,driver	√	√	√	√		
1Series_E81/E82/E87/E88	116d,116i,118d,118i,120d,120i,123d,125i,128i,130i,135i,135is	2004-2016	AMP Amplifier	√	√	√	√	√	√
1Series_E81/E82/E87/E88	116d,116i,118d,118i,120d,120i,123d,125i,128i,130i,135i,135is	2004-2016	AMPH Hi-Fi amplifier	√	√	√	√	√	√
1Series_E81/E82/E87/E88	116d,116i,118d,118i,120d,120i,123d,125i,128i,130i,135i,135is	2004-2016	AMPT Top Hi-Fi amplifier	√	√	√	√	√	√
1Series_E81/E82/E87/E88	116d,116i,118d,118i,120d,120i,123d,125i,128i,130i,135i,135is	2004-2016	ANT Antenna/antenna tuner	√	√	√	√	√	√
1Series_E81/E82/E87/E88	116d,116i,118d,118i,120d,120i,123d,125i,128i,130i,135i,135is	2004-2016	ARS Dynamic Drive	√	√	√	√	√	√
1Series_E81/E82/E87/E88	116d,116i,118d,118i,120d,120i,123d,125i,128i,130i,135i,135is	2004-2016	ARS Dynamic Drive 2	√	√	√	√	√	√

1Series_E81/E82/E87/E88	116d,116i,118d,118i,120d,120i,123d,125i,128i,130i,135i,135is	2004-2016	ASK Audio system controller	√	√	√	√	√	√
1Series_E81/E82/E87/E88	116d,116i,118d,118i,120d,120i,123d,125i,128i,130i,135i,135is	2004-2016	BM On-board monitor						
1Series_E81/E82/E87/E88	116d,116i,118d,118i,120d,120i,123d,125i,128i,130i,135i,135is	2004-2016	BM/MIR (On-board monitor/Multi-Information Radio)	√	√	√	√	√	√
1Series_E81/E82/E87/E88	116d,116i,118d,118i,120d,120i,123d,125i,128i,130i,135i,135is	2004-2016	BZM Control center, center console	√	√	√	√	√	√
1Series_E81/E82/E87/E88	116d,116i,118d,118i,120d,120i,123d,125i,128i,130i,135i,135is	2004-2016	CA Comfort Access	√	√	√	√	√	√
1Series_E81/E82/E87/E88	116d,116i,118d,118i,120d,120i,123d,125i,128i,130i,135i,135is	2004-2016	CAN / byteflight	√	√	√			
1Series_E81/E82/E87/E88	116d,116i,118d,118i,120d,120i,123d,125i,128i,130i,135i,135is	2004-2016	CAN communication analysis	√	√	√			
1Series_E81/E82/E87/E88	116d,116i,118d,118i,120d,120i,123d,125i,128i,130i,135i,135is	2004-2016	CAS Car Access System	√	√	√	√	√	√
1Series_E81/E82/E87/E88	116d,116i,118d,118i,120d,120i,123d,125i,128i,130i,135i,135is	2004-2016	CCC-A Applications	√	√	√	√	√	√
1Series_E81/E82/E87/E88	116d,116i,118d,118i,120d,120i,123d,125i,128i,130i,135i,135is	2004-2016	CCC-ANT Aerial tuner	√	√	√	√	√	√
1Series_E81/E82/E87/E88	116d,116i,118d,118i,120d,120i,123d,125i,128i,130i,135i,135is	2004-2016	CCC-ASK Audio system controller	√	√	√	√	√	√
1Series_E81/E82/E87/E88	116d,116i,118d,118i,120d,120i,123d,125i,128i,130i,135i,135is	2004-2016	CCC-GW Gateway	√	√	√	√	√	√
1Series_E81/E82/E87/E88	116d,116i,118d,118i,120d,120i,123d,125i,128i,130i,135i,135is	2004-2016	CD Control Display	√	√	√	√		
1Series_E81/E82/E87/E88	116d,116i,118d,118i,120d,120i,123d,125i,128i,130i,135i,135is	2004-2016	CD-GW Control Display(Gateway)	√	√	√	√	√	√
1Series_E81/E82/E87/E88	116d,116i,118d,118i,120d,120i,123d,125i,128i,130i,135i,135is	2004-2016	CDC CD Changer	√	√	√	√	√	√
1Series_E81/E82/E87/E88	116d,116i,118d,118i,120d,120i,123d,125i,128i,130i,135i,135is	2004-2016	CEM Clean Energy Module	√	√	√	√		
1Series_E81/E82/E87/E88	116d,116i,118d,118i,120d,120i,123d,125i,128i,130i,135i,135is	2004-2016	CHAMP-BO User interface X	√	√	√	√		
1Series_E81/E82/E87/E88	116d,116i,118d,118i,120d,120i,123d,125i,128i,130i,135i,135is	2004-2016	CHAMP-GW Gateway X	√	√	√	√		
1Series_E81/E82/E87/E88	116d,116i,118d,118i,120d,120i,123d,125i,128i,130i,135i,135is	2004-2016	CIC User interface	√	√	√	√	√	√
1Series_E81/E82/E87/E88	116d,116i,118d,118i,120d,120i,123d,125i,128i,130i,135i,135is	2004-2016	CIC-GW Gateway	√	√	√	√	√	√
1Series_E81/E82/E87/E88	116d,116i,118d,118i,120d,120i,123d,125i,128i,130i,135i,135is	2004-2016	CIC/CHAMP Car headunit column	√	√	√	√	√	√
1Series_E81/E82/E87/E88	116d,116i,118d,118i,120d,120i,123d,125i,128i,130i,135i,135is	2004-2016	CID Central Information Display	√	√	√	√	√	√
1Series_E81/E82/E87/E88	116d,116i,118d,118i,120d,120i,123d,125i,128i,130i,135i,135is	2004-2016	CIM Chassis integration Module	√	√	√	√	√	√

1Series_E81/E82/E87/E88	116d,116i,118d,118i,120d,120i,123d,125i,128i,130i,135i,135is	2004-2016	CON Controller	√	√	√	√	√	√
1Series_E81/E82/E87/E88	116d,116i,118d,118i,120d,120i,123d,125i,128i,130i,135i,135is	2004-2016	CVM Convertible top module	√	√	√	√	√	√
1Series_E81/E82/E87/E88	116d,116i,118d,118i,120d,120i,123d,125i,128i,130i,135i,135is	2004-2016	DAB Digital tuner	√	√	√	√	√	√
1Series_E81/E82/E87/E88	116d,116i,118d,118i,120d,120i,123d,125i,128i,130i,135i,135is	2004-2016	DDE Diesel Electronics	√	√	√	√	√	√
1Series_E81/E82/E87/E88	116d,116i,118d,118i,120d,120i,123d,125i,128i,130i,135i,135is	2004-2016	DME Digital Engine/Gearbox Electronics 2	√	√	√	√	√	√
1Series_E81/E82/E87/E88	116d,116i,118d,118i,120d,120i,123d,125i,128i,130i,135i,135is	2004-2016	DME Digital Motor Electronics	√	√	√	√	√	√
1Series_E81/E82/E87/E88	116d,116i,118d,118i,120d,120i,123d,125i,128i,130i,135i,135is	2004-2016	DME Motor Electronics	√	√	√	√	√	√
1Series_E81/E82/E87/E88	116d,116i,118d,118i,120d,120i,123d,125i,128i,130i,135i,135is	2004-2016	DME/DDE (Motor/Diesel Electronics)	√	√	√	√	√	√
1Series_E81/E82/E87/E88	116d,116i,118d,118i,120d,120i,123d,125i,128i,130i,135i,135is	2004-2016	DME/DDE Motor Electronics	√	√	√	√	√	√
1Series_E81/E82/E87/E88	116d,116i,118d,118i,120d,120i,123d,125i,128i,130i,135i,135is	2004-2016	DME2/DME2 Digital motor electronics 2	√	√	√	√	√	√
1Series_E81/E82/E87/E88	116d,116i,118d,118i,120d,120i,123d,125i,128i,130i,135i,135is	2004-2016	DSC Dynamic Stability Control	√	√	√	√	√	√
1Series_E81/E82/E87/E88	116d,116i,118d,118i,120d,120i,123d,125i,128i,130i,135i,135is	2004-2016	DSC(Bosch)Dynamic Stability Control	√	√	√	√	√	√
1Series_E81/E82/E87/E88	116d,116i,118d,118i,120d,120i,123d,125i,128i,130i,135i,135is	2004-2016	DSP Digital Sound Processor						
1Series_E81/E82/E87/E88	116d,116i,118d,118i,120d,120i,123d,125i,128i,130i,135i,135is	2004-2016	DVD CD Changer	√	√	√	√		
1Series_E81/E82/E87/E88	116d,116i,118d,118i,120d,120i,123d,125i,128i,130i,135i,135is	2004-2016	DVD-C DVD changer	√	√	√	√	√	√
1Series_E81/E82/E87/E88	116d,116i,118d,118i,120d,120i,123d,125i,128i,130i,135i,135is	2004-2016	DVDC DVD Changer	√	√	√	√	√	√
1Series_E81/E82/E87/E88	116d,116i,118d,118i,120d,120i,123d,125i,128i,130i,135i,135is	2004-2016	DWA antitheft alarm system	√	√	√	√	√	√
1Series_E81/E82/E87/E88	116d,116i,118d,118i,120d,120i,123d,125i,128i,130i,135i,135is	2004-2016	EDC Damper Control	√	√	√	√	√	√
1Series_E81/E82/E87/E88	116d,116i,118d,118i,120d,120i,123d,125i,128i,130i,135i,135is	2004-2016	EDC Electronic Damper Control	√	√	√	√	√	√
1Series_E81/E82/E87/E88	116d,116i,118d,118i,120d,120i,123d,125i,128i,130i,135i,135is	2004-2016	EDCSHL Damper satellite, rear left	√	√	√	√	√	√
1Series_E81/E82/E87/E88	116d,116i,118d,118i,120d,120i,123d,125i,128i,130i,135i,135is	2004-2016	EDCSHR Damper satellite, rear right	√	√	√	√	√	√
1Series_E81/E82/E87/E88	116d,116i,118d,118i,120d,120i,123d,125i,128i,130i,135i,135is	2004-2016	EDCSVL Damper satellite, front left	√	√	√	√	√	√
1Series_E81/E82/E87/E88	116d,116i,118d,118i,120d,120i,123d,125i,128i,130i,135i,135is	2004-2016	EDCSVR Damper satellite, front right	√	√	√	√	√	√

1Series_E81/E82/E87/E88	116d,116i,118d,118i,120d,120i,123d,125i,128i,130i,135i,135is	2004-2016	EGS 6HPTU transmission control	√	√	√	√	√	√
1Series_E81/E82/E87/E88	116d,116i,118d,118i,120d,120i,123d,125i,128i,130i,135i,135is	2004-2016	EGS transmission management	√	√	√	√	√	√
1Series_E81/E82/E87/E88	116d,116i,118d,118i,120d,120i,123d,125i,128i,130i,135i,135is	2004-2016	EHC Electronic Height Control	√	√	√	√	√	√
1Series_E81/E82/E87/E88	116d,116i,118d,118i,120d,120i,123d,125i,128i,130i,135i,135is	2004-2016	EHC Electronic Ride-Height Control	√	√	√	√	√	√
1Series_E81/E82/E87/E88	116d,116i,118d,118i,120d,120i,123d,125i,128i,130i,135i,135is	2004-2016	EHC Ride level(Height) Control	√	√	√	√	√	√
1Series_E81/E82/E87/E88	116d,116i,118d,118i,120d,120i,123d,125i,128i,130i,135i,135is	2004-2016	EHC/EHC2 (Electronic ride-level control)	√	√	√	√	√	√
1Series_E81/E82/E87/E88	116d,116i,118d,118i,120d,120i,123d,125i,128i,130i,135i,135is	2004-2016	EHPS Electro-hydraulic steering assistance	√	√	√	√	√	√
1Series_E81/E82/E87/E88	116d,116i,118d,118i,120d,120i,123d,125i,128i,130i,135i,135is	2004-2016	EKP Fuel pump	√	√	√	√	√	√
1Series_E81/E82/E87/E88	116d,116i,118d,118i,120d,120i,123d,125i,128i,130i,135i,135is	2004-2016	EKPS Fuel pump	√	√	√	√	√	√
1Series_E81/E82/E87/E88	116d,116i,118d,118i,120d,120i,123d,125i,128i,130i,135i,135is	2004-2016	EKPS Fuel-pump control	√	√	√	√	√	√
1Series_E81/E82/E87/E88	116d,116i,118d,118i,120d,120i,123d,125i,128i,130i,135i,135is	2004-2016	EMF Parking brake	√	√	√	√	√	√
1Series_E81/E82/E87/E88	116d,116i,118d,118i,120d,120i,123d,125i,128i,130i,135i,135is	2004-2016	EML Electronic engine-power control	√	√	√			
1Series_E81/E82/E87/E88	116d,116i,118d,118i,120d,120i,123d,125i,128i,130i,135i,135is	2004-2016	EPS Electronic Power Steering	√	√	√	√	√	√
1Series_E81/E82/E87/E88	116d,116i,118d,118i,120d,120i,123d,125i,128i,130i,135i,135is	2004-2016	EWS Electronic immobilizer	√	√	√	√		
1Series_E81/E82/E87/E88	116d,116i,118d,118i,120d,120i,123d,125i,128i,130i,135i,135is	2004-2016	EWS Vehicle immobilizer	√	√	√	√		
1Series_E81/E82/E87/E88	116d,116i,118d,118i,120d,120i,123d,125i,128i,130i,135i,135is	2004-2016	FBI Flexible Bus Interface	√	√	√	√		
1Series_E81/E82/E87/E88	116d,116i,118d,118i,120d,120i,123d,125i,128i,130i,135i,135is	2004-2016	FBZM Rear compartment,controlcenter,center console	√	√	√	√	√	√
1Series_E81/E82/E87/E88	116d,116i,118d,118i,120d,120i,123d,125i,128i,130i,135i,135is	2004-2016	FCON Rear compartment controller	√	√	√	√	√	√
1Series_E81/E82/E87/E88	116d,116i,118d,118i,120d,120i,123d,125i,128i,130i,135i,135is	2004-2016	FD Rear-cabin display	√	√	√	√		
1Series_E81/E82/E87/E88	116d,116i,118d,118i,120d,120i,123d,125i,128i,130i,135i,135is	2004-2016	FD Rear-compartment display	√	√	√	√	√	√
1Series_E81/E82/E87/E88	116d,116i,118d,118i,120d,120i,123d,125i,128i,130i,135i,135is	2004-2016	FD2 Rear-compartment display2	√	√	√	√	√	√
1Series_E81/E82/E87/E88	116d,116i,118d,118i,120d,120i,123d,125i,128i,130i,135i,135is	2004-2016	FID Rear-compartment information display	√	√	√			
1Series_E81/E82/E87/E88	116d,116i,118d,118i,120d,120i,123d,125i,128i,130i,135i,135is	2004-2016	FKE Rear heater/air conditioning	√	√	√	√	√	√

1Series_E81/E82/E87/E88	116d,116i,118d,118i,120d,120i,123d,125i,128i,130i,135i,135is	2004-2016	FKA Rear-cabin automatic A/C	√	√	√	√	√	√
1Series_E81/E82/E87/E88	116d,116i,118d,118i,120d,120i,123d,125i,128i,130i,135i,135is	2004-2016	FKA Rear-compartment air conditioning	√	√	√	√	√	√
1Series_E81/E82/E87/E88	116d,116i,118d,118i,120d,120i,123d,125i,128i,130i,135i,135is	2004-2016	FLA High Beam Assist	√	√	√	√	√	√
1Series_E81/E82/E87/E88	116d,116i,118d,118i,120d,120i,123d,125i,128i,130i,135i,135is	2004-2016	FRM Footwell module	√	√	√	√	√	√
1Series_E81/E82/E87/E88	116d,116i,118d,118i,120d,120i,123d,125i,128i,130i,135i,135is	2004-2016	FRM/FRM2 Footwell module	√	√	√	√	√	√
1Series_E81/E82/E87/E88	116d,116i,118d,118i,120d,120i,123d,125i,128i,130i,135i,135is	2004-2016	FRM2 Footwell module 2	√	√	√	√	√	√
1Series_E81/E82/E87/E88	116d,116i,118d,118i,120d,120i,123d,125i,128i,130i,135i,135is	2004-2016	FZD Function centre,roof	√	√	√	√	√	√
1Series_E81/E82/E87/E88	116d,116i,118d,118i,120d,120i,123d,125i,128i,130i,135i,135is	2004-2016	GR Cruise control	√	√	√			
1Series_E81/E82/E87/E88	116d,116i,118d,118i,120d,120i,123d,125i,128i,130i,135i,135is	2004-2016	GWS Gear selector switch	√	√	√	√	√	√
1Series_E81/E82/E87/E88	116d,116i,118d,118i,120d,120i,123d,125i,128i,130i,135i,135is	2004-2016	HKL Rear-lid lift	√	√	√	√	√	√
1Series_E81/E82/E87/E88	116d,116i,118d,118i,120d,120i,123d,125i,128i,130i,135i,135is	2004-2016	HKL Rear-lid module X	√	√	√	√		
1Series_E81/E82/E87/E88	116d,116i,118d,118i,120d,120i,123d,125i,128i,130i,135i,135is	2004-2016	ICM Integrated Chassis Management	√	√	√	√	√	√
1Series_E81/E82/E87/E88	116d,116i,118d,118i,120d,120i,123d,125i,128i,130i,135i,135is	2004-2016	ICM Integronic Power Steering	√	√	√	√	√	√
1Series_E81/E82/E87/E88	116d,116i,118d,118i,120d,120i,123d,125i,128i,130i,135i,135is	2004-2016	IHKA Heater/automatic A/C control	√	√	√	√	√	√
1Series_E81/E82/E87/E88	116d,116i,118d,118i,120d,120i,123d,125i,128i,130i,135i,135is	2004-2016	IHKA Integrated automatic heating/air conditioning	√	√	√	√	√	√
1Series_E81/E82/E87/E88	116d,116i,118d,118i,120d,120i,123d,125i,128i,130i,135i,135is	2004-2016	IHKA Integrated heating /air conditioning	√	√	√	√	√	√
1Series_E81/E82/E87/E88	116d,116i,118d,118i,120d,120i,123d,125i,128i,130i,135i,135is	2004-2016	IHKA/IHKR Integrated heating/air conditioning	√	√	√	√	√	√
1Series_E81/E82/E87/E88	116d,116i,118d,118i,120d,120i,123d,125i,128i,130i,135i,135is	2004-2016	IHKS Integrated heating/air-conditioning control	√	√	√	√	√	√
1Series_E81/E82/E87/E88	116d,116i,118d,118i,120d,120i,123d,125i,128i,130i,135i,135is	2004-2016	IHS Heater control	√	√	√	√	√	√
1Series_E81/E82/E87/E88	116d,116i,118d,118i,120d,120i,123d,125i,128i,130i,135i,135is	2004-2016	INSTR Instrumint cluster	√	√	√	√	√	√
1Series_E81/E82/E87/E88	116d,116i,118d,118i,120d,120i,123d,125i,128i,130i,135i,135is	2004-2016	JBE Junction-box electronics	√	√	√	√	√	√
1Series_E81/E82/E87/E88	116d,116i,118d,118i,120d,120i,123d,125i,128i,130i,135i,135is	2004-2016	JBE2 Junction Box electronics 2	√	√	√	√	√	√
1Series_E81/E82/E87/E88	116d,116i,118d,118i,120d,120i,123d,125i,128i,130i,135i,135is	2004-2016	JNAV Navigation system,Japan	√	√	√	√	√	√

1Series_E81/E82/E87/E88	116d,116i,118d,118i,120d,120i,123d,125i,128i,130i,135i,135is	2004-2016	KBM Body basic module	√	√	√	√	√	√
1Series_E81/E82/E87/E88	116d,116i,118d,118i,120d,120i,123d,125i,128i,130i,135i,135is	2004-2016	KGM Body Gateway Module	√	√	√	√	√	√
1Series_E81/E82/E87/E88	116d,116i,118d,118i,120d,120i,123d,125i,128i,130i,135i,135is	2004-2016	KHI Headphones interface	√	√	√	√	√	√
1Series_E81/E82/E87/E88	116d,116i,118d,118i,120d,120i,123d,125i,128i,130i,135i,135is	2004-2016	KNAV Navigation system,Korea	√	√	√	√	√	√
1Series_E81/E82/E87/E88	116d,116i,118d,118i,120d,120i,123d,125i,128i,130i,135i,135is	2004-2016	KOM Instrument cluster	√	√	√	√	√	√
1Series_E81/E82/E87/E88	116d,116i,118d,118i,120d,120i,123d,125i,128i,130i,135i,135is	2004-2016	KOM/IKE/IKI/INSTR(Instrument cluster)	√	√	√	√	√	√
1Series_E81/E82/E87/E88	116d,116i,118d,118i,120d,120i,123d,125i,128i,130i,135i,135is	2004-2016	KOMBI2 additional Instruments						
1Series_E81/E82/E87/E88	116d,116i,118d,118i,120d,120i,123d,125i,128i,130i,135i,135is	2004-2016	LEW Steering-angle sensor	√	√	√	√		
1Series_E81/E82/E87/E88	116d,116i,118d,118i,120d,120i,123d,125i,128i,130i,135i,135is	2004-2016	LEW/LWS (Steering angle sensor)	√	√	√	√		
1Series_E81/E82/E87/E88	116d,116i,118d,118i,120d,120i,123d,125i,128i,130i,135i,135is	2004-2016	LM Lights Module	√	√	√	√	√	√
1Series_E81/E82/E87/E88	116d,116i,118d,118i,120d,120i,123d,125i,128i,130i,135i,135is	2004-2016	LM Lights module 2	√	√	√	√	√	√
1Series_E81/E82/E87/E88	116d,116i,118d,118i,120d,120i,123d,125i,128i,130i,135i,135is	2004-2016	LM2 Lights module 2	√	√	√	√	√	√
1Series_E81/E82/E87/E88	116d,116i,118d,118i,120d,120i,123d,125i,128i,130i,135i,135is	2004-2016	LRA Automatic headlight vertical aim control	√	√	√			
1Series_E81/E82/E87/E88	116d,116i,118d,118i,120d,120i,123d,125i,128i,130i,135i,135is	2004-2016	LRA Headlight vertical aim control	√	√	√	√	√	√
1Series_E81/E82/E87/E88	116d,116i,118d,118i,120d,120i,123d,125i,128i,130i,135i,135is	2004-2016	LRR Long Range Radar	√	√	√			
1Series_E81/E82/E87/E88	116d,116i,118d,118i,120d,120i,123d,125i,128i,130i,135i,135is	2004-2016	LSZ/LCM (Lights switching center)	√	√	√	√	√	√
1Series_E81/E82/E87/E88	116d,116i,118d,118i,120d,120i,123d,125i,128i,130i,135i,135is	2004-2016	M-ASK-BO User interface	√	√	√	√	√	√
1Series_E81/E82/E87/E88	116d,116i,118d,118i,120d,120i,123d,125i,128i,130i,135i,135is	2004-2016	M-ASK-GW Gateway	√	√	√	√	√	√
1Series_E81/E82/E87/E88	116d,116i,118d,118i,120d,120i,123d,125i,128i,130i,135i,135is	2004-2016	M-ASK-NAV Navigation system	√	√	√	√	√	√
1Series_E81/E82/E87/E88	116d,116i,118d,118i,120d,120i,123d,125i,128i,130i,135i,135is	2004-2016	MFL Multifunction steering wheel I	√	√	√	√		
1Series_E81/E82/E87/E88	116d,116i,118d,118i,120d,120i,123d,125i,128i,130i,135i,135is	2004-2016	MID Multi Information Display	√	√	√			
1Series_E81/E82/E87/E88	116d,116i,118d,118i,120d,120i,123d,125i,128i,130i,135i,135is	2004-2016	MPM Micro-power module	√	√	√	√	√	√
1Series_E81/E82/E87/E88	116d,116i,118d,118i,120d,120i,123d,125i,128i,130i,135i,135is	2004-2016	MRS Multiple Restraint System	√	√	√	√		

1Series_E81/E82/E87/E88	116d,116i,118d,118i,120d,120i,123d,125i,128i,130i,135i,135is	2004-2016	MRS/AirBag (Multiple Restraint System)	√	√	√			
1Series_E81/E82/E87/E88	116d,116i,118d,118i,120d,120i,123d,125i,128i,130i,135i,135is	2004-2016	MRS/AirBag(Multiple Restraint System)	√	√	√			
1Series_E81/E82/E87/E88	116d,116i,118d,118i,120d,120i,123d,125i,128i,130i,135i,135is	2004-2016	MRS/AirBag/SIM (Multiple Restraint System)	√	√	√	√	√	√
1Series_E81/E82/E87/E88	116d,116i,118d,118i,120d,120i,123d,125i,128i,130i,135i,135is	2004-2016	NAV Navigation computer	√	√	√	√		
1Series_E81/E82/E87/E88	116d,116i,118d,118i,120d,120i,123d,125i,128i,130i,135i,135is	2004-2016	NAV Navigation computer, Europe	√	√	√	√		
1Series_E81/E82/E87/E88	116d,116i,118d,118i,120d,120i,123d,125i,128i,130i,135i,135is	2004-2016	NAV Navigation system	√	√	√	√	√	√
1Series_E81/E82/E87/E88	116d,116i,118d,118i,120d,120i,123d,125i,128i,130i,135i,135is	2004-2016	NVE Night Vision Electronics	√	√	√	√	√	√
1Series_E81/E82/E87/E88	116d,116i,118d,118i,120d,120i,123d,125i,128i,130i,135i,135is	2004-2016	NVK Night vision camera	√	√	√	√	√	√
1Series_E81/E82/E87/E88	116d,116i,118d,118i,120d,120i,123d,125i,128i,130i,135i,135is	2004-2016	PDC Park Distance Control	√	√	√	√	√	√
1Series_E81/E82/E87/E88	116d,116i,118d,118i,120d,120i,123d,125i,128i,130i,135i,135is	2004-2016	PM Power module	√	√	√	√	√	√
1Series_E81/E82/E87/E88	116d,116i,118d,118i,120d,120i,123d,125i,128i,130i,135i,135is	2004-2016	QMVHL Lateral-moment distribution,rear axle	√	√	√	√	√	√
1Series_E81/E82/E87/E88	116d,116i,118d,118i,120d,120i,123d,125i,128i,130i,135i,135is	2004-2016	RAD Radio	√	√	√	√	√	√
1Series_E81/E82/E87/E88	116d,116i,118d,118i,120d,120i,123d,125i,128i,130i,135i,135is	2004-2016	RAD2-BO User interface	√	√	√	√	√	√
1Series_E81/E82/E87/E88	116d,116i,118d,118i,120d,120i,123d,125i,128i,130i,135i,135is	2004-2016	RAD2-GW Gateway	√	√	√	√		
1Series_E81/E82/E87/E88	116d,116i,118d,118i,120d,120i,123d,125i,128i,130i,135i,135is	2004-2016	RAD2-GW Gateway	√	√	√	√	√	√
1Series_E81/E82/E87/E88	116d,116i,118d,118i,120d,120i,123d,125i,128i,130i,135i,135is	2004-2016	RDC Tire pressure control	√	√	√	√		
1Series_E81/E82/E87/E88	116d,116i,118d,118i,120d,120i,123d,125i,128i,130i,135i,135is	2004-2016	RDC/RDW Tyre pressure check	√	√	√	√		
1Series_E81/E82/E87/E88	116d,116i,118d,118i,120d,120i,123d,125i,128i,130i,135i,135is	2004-2016	RFK Reversing camera	√	√	√	√	√	√
1Series_E81/E82/E87/E88	116d,116i,118d,118i,120d,120i,123d,125i,128i,130i,135i,135is	2004-2016	RLS Rain/Light Sensor	√	√	√	√		
1Series_E81/E82/E87/E88	116d,116i,118d,118i,120d,120i,123d,125i,128i,130i,135i,135is	2004-2016	RLS/AIC (Rain/Light Sensor/Automatic interval Control)	√	√	√	√		
1Series_E81/E82/E87/E88	116d,116i,118d,118i,120d,120i,123d,125i,128i,130i,135i,135is	2004-2016	RLSS Rain/light solar sensor	√	√	√	√	√	√
1Series_E81/E82/E87/E88	116d,116i,118d,118i,120d,120i,123d,125i,128i,130i,135i,135is	2004-2016	RLSS Solar Rain/Light Sensor	√	√	√	√	√	√
1Series_E81/E82/E87/E88	116d,116i,118d,118i,120d,120i,123d,125i,128i,130i,135i,135is	2004-2016	RSE Rear Seat Entertainment	√	√	√	√	√	√

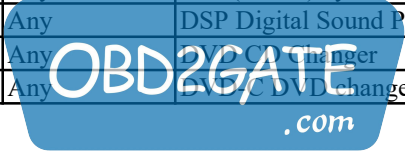
1Series_E81/E82/E87/E88	116d,116i,118d,118i,120d,120i,123d,125i,128i,130i,135i,135is	2004-2016	RSE Rear seat entertainment	√	√	√	√	√	√
1Series_E81/E82/E87/E88	116d,116i,118d,118i,120d,120i,123d,125i,128i,130i,135i,135is	2004-2016	SASL Satellite,A-pillar,left	√	√	√	√		
1Series_E81/E82/E87/E88	116d,116i,118d,118i,120d,120i,123d,125i,128i,130i,135i,135is	2004-2016	SASR Satellite,A-pillar,right	√	√	√	√		
1Series_E81/E82/E87/E88	116d,116i,118d,118i,120d,120i,123d,125i,128i,130i,135i,135is	2004-2016	SBSL Satellite,B-pillar,left	√	√	√	√		
1Series_E81/E82/E87/E88	116d,116i,118d,118i,120d,120i,123d,125i,128i,130i,135i,135is	2004-2016	SBSR Satellite,B-pillar,right	√	√	√	√		
1Series_E81/E82/E87/E88	116d,116i,118d,118i,120d,120i,123d,125i,128i,130i,135i,135is	2004-2016	SBSR Satellite,B-pillar,right	√	√	√	√	√	√
1Series_E81/E82/E87/E88	116d,116i,118d,118i,120d,120i,123d,125i,128i,130i,135i,135is	2004-2016	SDARS Satellite tuner (US)	√	√	√	√	√	√
1Series_E81/E82/E87/E88	116d,116i,118d,118i,120d,120i,123d,125i,128i,130i,135i,135is	2004-2016	SEC1 Supplementary control unit 1	√	√	√			
1Series_E81/E82/E87/E88	116d,116i,118d,118i,120d,120i,123d,125i,128i,130i,135i,135is	2004-2016	SEC2 Supplementary control unit 2	√	√	√			
1Series_E81/E82/E87/E88	116d,116i,118d,118i,120d,120i,123d,125i,128i,130i,135i,135is	2004-2016	SFZ Satellite vehicle center	√	√	√	√		
1Series_E81/E82/E87/E88	116d,116i,118d,118i,120d,120i,123d,125i,128i,130i,135i,135is	2004-2016	SG-FD Control unit,rear-compartment display	√	√	√	√		
1Series_E81/E82/E87/E88	116d,116i,118d,118i,120d,120i,123d,125i,128i,130i,135i,135is	2004-2016	SG-FD-GW Control unit,rear-compartment display(gateway)	√	√	√	√	√	√
1Series_E81/E82/E87/E88	116d,116i,118d,118i,120d,120i,123d,125i,128i,130i,135i,135is	2004-2016	SGM-SIM Safety and Gateway Module(SIM)	√	√	√	√	√	√
1Series_E81/E82/E87/E88	116d,116i,118d,118i,120d,120i,123d,125i,128i,130i,135i,135is	2004-2016	SGM-ZGM Safety and Gateway Module(ZGM)	√	√	√			
1Series_E81/E82/E87/E88	116d,116i,118d,118i,120d,120i,123d,125i,128i,130i,135i,135is	2004-2016	SHD Slide/tilt sunroof 2	√	√	√	√	√	√
1Series_E81/E82/E87/E88	116d,116i,118d,118i,120d,120i,123d,125i,128i,130i,135i,135is	2004-2016	SHD Sliding/tilting sunroof	√	√	√	√	√	√
1Series_E81/E82/E87/E88	116d,116i,118d,118i,120d,120i,123d,125i,128i,130i,135i,135is	2004-2016	SHD Sliding/tilting sunroof module	√	√	√	√	√	√
1Series_E81/E82/E87/E88	116d,116i,118d,118i,120d,120i,123d,125i,128i,130i,135i,135is	2004-2016	SHD Sliding/tilting sunroof	√	√	√			
1Series_E81/E82/E87/E88	116d,116i,118d,118i,120d,120i,123d,125i,128i,130i,135i,135is	2004-2016	SHZH Independent/auxiliary heater	√	√	√	√	√	√
1Series_E81/E82/E87/E88	116d,116i,118d,118i,120d,120i,123d,125i,128i,130i,135i,135is	2004-2016	SIM Safety and information module	√	√	√	√	√	√
1Series_E81/E82/E87/E88	116d,116i,118d,118i,120d,120i,123d,125i,128i,130i,135i,135is	2004-2016	SINE Siren and tilt sensor	√	√	√	√		
1Series_E81/E82/E87/E88	116d,116i,118d,118i,120d,120i,123d,125i,128i,130i,135i,135is	2004-2016	SINE Siren with tilt sensor	√	√	√	√	√	√
1Series_E81/E82/E87/E88	116d,116i,118d,118i,120d,120i,123d,125i,128i,130i,135i,135is	2004-2016	SMPE Seat module,passenger	√	√	√	√	√	√




1Series_E81/E82/E87/E88	116d,116i,118d,118i,120d,120i,123d,125i,128i,130i,135i,135is	2004-2016	SMBFH Seat module,passenger'sside,rear	√	√	√	√	√	√
1Series_E81/E82/E87/E88	116d,116i,118d,118i,120d,120i,123d,125i,128i,130i,135i,135is	2004-2016	SMF/SM/SLM (Seat memory,driver)	√	√	√	√	√	√
1Series_E81/E82/E87/E88	116d,116i,118d,118i,120d,120i,123d,125i,128i,130i,135i,135is	2004-2016	SMFA Seat module,driver	√	√	√	√	√	√
1Series_E81/E82/E87/E88	116d,116i,118d,118i,120d,120i,123d,125i,128i,130i,135i,135is	2004-2016	SMFAH Seat module,driver'sside,rear	√	√	√	√	√	√
1Series_E81/E82/E87/E88	116d,116i,118d,118i,120d,120i,123d,125i,128i,130i,135i,135is	2004-2016	SPMBT Mirror memory,passenger	√	√	√	√	√	√
1Series_E81/E82/E87/E88	116d,116i,118d,118i,120d,120i,123d,125i,128i,130i,135i,135is	2004-2016	SPMFT Mirror memory,driver	√	√	√	√	√	√
1Series_E81/E82/E87/E88	116d,116i,118d,118i,120d,120i,123d,125i,128i,130i,135i,135is	2004-2016	SSBF Satellite,seat,passenger	√	√	√	√		
1Series_E81/E82/E87/E88	116d,116i,118d,118i,120d,120i,123d,125i,128i,130i,135i,135is	2004-2016	SSFA Satellite,seat,driver	√	√	√	√		
1Series_E81/E82/E87/E88	116d,116i,118d,118i,120d,120i,123d,125i,128i,130i,135i,135is	2004-2016	SSH Satellite,seat,rear	√	√	√	√	√	√
1Series_E81/E82/E87/E88	116d,116i,118d,118i,120d,120i,123d,125i,128i,130i,135i,135is	2004-2016	STH park heating						
1Series_E81/E82/E87/E88	116d,116i,118d,118i,120d,120i,123d,125i,128i,130i,135i,135is	2004-2016	STVL Satellite,door,front left	√	√	√	√		
1Series_E81/E82/E87/E88	116d,116i,118d,118i,120d,120i,123d,125i,128i,130i,135i,135is	2004-2016	STVR Satellite,door,front right	√	√	√	√		
1Series_E81/E82/E87/E88	116d,116i,118d,118i,120d,120i,123d,125i,128i,130i,135i,135is	2004-2016	SVS Language processing system	√	√	√	√		
1Series_E81/E82/E87/E88	116d,116i,118d,118i,120d,120i,123d,125i,128i,130i,135i,135is	2004-2016	SVT Servotronic						
1Series_E81/E82/E87/E88	116d,116i,118d,118i,120d,120i,123d,125i,128i,130i,135i,135is	2004-2016	SZL Switch center,steering column	√	√	√	√	√	√
1Series_E81/E82/E87/E88	116d,116i,118d,118i,120d,120i,123d,125i,128i,130i,135i,135is	2004-2016	SZM Switching center,center console	√	√	√	√	√	√
1Series_E81/E82/E87/E88	116d,116i,118d,118i,120d,120i,123d,125i,128i,130i,135i,135is	2004-2016	Short test	√	√	√			
1Series_E81/E82/E87/E88	116d,116i,118d,118i,120d,120i,123d,125i,128i,130i,135i,135is	2004-2016	TCU Telematic Control Unit	√	√	√	√	√	√
1Series_E81/E82/E87/E88	116d,116i,118d,118i,120d,120i,123d,125i,128i,130i,135i,135is	2004-2016	TEL Telephone	√	√	√	√		
1Series_E81/E82/E87/E88	116d,116i,118d,118i,120d,120i,123d,125i,128i,130i,135i,135is	2004-2016	TMBF Door module,front passenger	√	√	√	√	√	√
1Series_E81/E82/E87/E88	116d,116i,118d,118i,120d,120i,123d,125i,128i,130i,135i,135is	2004-2016	TMBFH Door module,passenger'sside,rear	√	√	√	√		
1Series_E81/E82/E87/E88	116d,116i,118d,118i,120d,120i,123d,125i,128i,130i,135i,135is	2004-2016	TMBFT Door module,passenger door	√	√	√	√		
1Series_E81/E82/E87/E88	116d,116i,118d,118i,120d,120i,123d,125i,128i,130i,135i,135is	2004-2016	TMFA Door module,driver	√	√	√	√	√	√

1Series_E81/E82/E87/E88	116d,116i,118d,118i,120d,120i,123d,125i,128i,130i,135i,135is	2004-2016	TMFAH Door module,driver'sside,rear	√	√	√	√		
1Series_E81/E82/E87/E88	116d,116i,118d,118i,120d,120i,123d,125i,128i,130i,135i,135is	2004-2016	TMFAT Door module,driver's door	√	√	√	√		
1Series_E81/E82/E87/E88	116d,116i,118d,118i,120d,120i,123d,125i,128i,130i,135i,135is	2004-2016	TR SVC All round view camera	√	√	√	√	√	√
1Series_E81/E82/E87/E88	116d,116i,118d,118i,120d,120i,123d,125i,128i,130i,135i,135is	2004-2016	ULF Universal charging and hands-free facility	√	√	√	√	√	√
1Series_E81/E82/E87/E88	116d,116i,118d,118i,120d,120i,123d,125i,128i,130i,135i,135is	2004-2016	ULF-SBX-H Interface box High	√	√	√	√	√	√
1Series_E81/E82/E87/E88	116d,116i,118d,118i,120d,120i,123d,125i,128i,130i,135i,135is	2004-2016	VDM Vertical Dynamics Management	√	√	√	√	√	√
1Series_E81/E82/E87/E88	116d,116i,118d,118i,120d,120i,123d,125i,128i,130i,135i,135is	2004-2016	VID Video module	√	√	√			
1Series_E81/E82/E87/E88	116d,116i,118d,118i,120d,120i,123d,125i,128i,130i,135i,135is	2004-2016	VM Video Module	√	√	√	√	√	√
1Series_E81/E82/E87/E88	116d,116i,118d,118i,120d,120i,123d,125i,128i,130i,135i,135is	2004-2016	VSW Video switch	√	√	√	√	√	√
1Series_E81/E82/E87/E88	116d,116i,118d,118i,120d,120i,123d,125i,128i,130i,135i,135is	2004-2016	VTC Valvetronic	√	√	√			
1Series_E81/E82/E87/E88	116d,116i,118d,118i,120d,120i,123d,125i,128i,130i,135i,135is	2004-2016	VTC2 Valvetronic 2	√	√	√			
1Series_E81/E82/E87/E88	116d,116i,118d,118i,120d,120i,123d,125i,128i,130i,135i,135is	2004-2016	VTG Transfer case	√	√	√	√	√	√
1Series_E81/E82/E87/E88	116d,116i,118d,118i,120d,120i,123d,125i,128i,130i,135i,135is	2004-2016	WIM Wiper module	√	√	√	√	√	√
1Series_E81/E82/E87/E88	116d,116i,118d,118i,120d,120i,123d,125i,128i,130i,135i,135is	2004-2016	ZGM Central Gateway Module	√	√	√	√	√	√
1Series_E81/E82/E87/E88	116d,116i,118d,118i,120d,120i,123d,125i,128i,130i,135i,135is	2004-2016	ZKE Central body electronics BC 1	√	√	√	√	√	√
1Series_E81/E82/E87/E88	116d,116i,118d,118i,120d,120i,123d,125i,128i,130i,135i,135is	2004-2016	ZKE/GM (Central body electronics/GM base module)	√	√	√	√	√	√
1 Series_F20	Any	Any	ABS/ASC/DSC (Dynamic Stability Control)	√	√	√	√	√	√
1 Series_F20	Any	Any	ACC Active cruise control	√	√	√	√	√	√
1 Series_F20	Any	Any	ACC/ACC2 Active Cruise Control	√	√	√			
1 Series_F20	Any	Any	ACSM Crash Safety Module	√	√	√	√	√	√
1 Series_F20	Any	Any	ACSM/MRS Crash Safety Module	√	√	√	√		
1 Series_F20	Any	Any	AHL Adaptive directional headlights	√	√	√	√	√	√
1 Series_F20	Any	Any	AHM Trailer module	√	√	√	√	√	√
1 Series_F20	Any	Any	AL active front steering (AFS70)	√	√	√	√		
1 Series_F20	Any	Any	AL active steering	√	√	√	√	√	√
1 Series_F20	Any	Any	ALBBF Active backrest width,front passenger	√	√	√	√		
1 Series_F20	Any	Any	ALBFA Active backrest width,driver	√	√	√	√		
1 Series_F20	Any	Any	ALBPF Active power windows	√	√	√	√	√	√

1 Series F20	Any	Any	AMPH Hi-Fi amplifier	√	√	√	√	√	√
1 Series F20	Any	Any	AMPT Top Hi-Fi amplifier	√	√	√	√	√	√
1 Series F20	Any	Any	ANT Antenna/antenna tuner	√	√	√	√	√	√
1 Series F20	Any	Any	ARS Dynamic Drive	√	√	√	√	√	√
1 Series F20	Any	Any	ARS Dynamic Drive 2	√	√	√	√	√	√
1 Series F20	Any	Any	ASK Audio system controller	√	√	√	√	√	√
1 Series F20	Any	Any	BM On-board monitor						
1 Series_F20	Any	Any	BM/MIR (On-board monitor/Multi-Information Radio)	√	√	√	√	√	√
1 Series F20	Any	Any	BZM Control center, center console	√	√	√	√	√	√
1 Series F20	Any	Any	CA Comfort Access	√	√	√	√	√	√
1 Series_F20	Any	Any	CAN / byteflight	√	√	√			
1 Series F20	Any	Any	CAN communication analysis	√	√	√			
1 Series F20	Any	Any	CAS Car Access System	√	√	√	√	√	√
1 Series F20	Any	Any	CCC-A Applications	√	√	√	√	√	√
1 Series F20	Any	Any	CCC-ANT Aerial tuner	√	√	√	√	√	√
1 Series F20	Any	Any	CCC-ASK Audio system controller	√	√	√	√	√	√
1 Series F20	Any	Any	CCC-GW Gateway	√	√	√	√	√	√
1 Series F20	Any	Any	CD Control Display	√	√	√	√		
1 Series F20	Any	Any	CD-GW Control Display(Gateway)	√	√	√	√	√	√
1 Series F20	Any	Any	CDC CD Changer	√	√	√	√	√	√
1 Series_F20	Any	Any	CEM Clean Energy Module	√	√	√	√		
1 Series_F20	Any	Any	CHAMP-BO User interface X	√	√	√	√		
1 Series F20	Any	Any	CHAMP-GW Gateway X	√	√	√	√		
1 Series F20	Any	Any	CIC User interface	√	√	√	√	√	√
1 Series F20	Any	Any	CIC-GW Gateway	√	√	√	√	√	√
1 Series F20	Any	Any	CIC/CHAMP Car headunit column	√	√	√	√	√	√
1 Series F20	Any	Any	CID Central Information Display	√	√	√	√	√	√
1 Series F20	Any	Any	CIM Chassis integration Module	√	√	√	√	√	√
1 Series F20	Any	Any	CON Controller	√	√	√	√	√	√
1 Series F20	Any	Any	CVM Convertible top module	√	√	√	√	√	√
1 Series F20	Any	Any	DAB Digital tuner	√	√	√	√	√	√
1 Series_F20	Any	Any	DDE Diesel Electronics	√	√	√	√	√	√
1 Series_F20	Any	Any	DME Digital Engine/Gearbox Electronics 2	√	√	√	√	√	√
1 Series_F20	Any	Any	DME Digital Motor Electronics	√	√	√	√	√	√
1 Series F20	Any	Any	DME Motor Electronics	√	√	√	√	√	√
1 Series F20	Any	Any	DME/DDE (Motor/Diesel Electronics)	√	√	√	√	√	√
1 Series F20	Any	Any	DME/DDE Motor Electronics	√	√	√	√	√	√
1 Series F20	Any	Any	DME2/DME2 Digital motor electronics 2	√	√	√	√	√	√
1 Series F20	Any	Any	DSC Dynamic Stability Control	√	√	√	√	√	√
1 Series F20	Any	Any	DSC(Bosch)Dynamic Stability Control	√	√	√	√	√	√
1 Series F20	Any	Any	DSP Digital Sound Processor						
1 Series F20	Any	Any	DTC CD Changer	√	√	√	√		
1 Series_F20	Any	Any	DTC DVD Changer	√	√	√	√	√	√



1 Series_F20	Any	Any	DVDC DVD Changer	√	√	√	√	√	√
1 Series_F20	Any	Any	DWA antitheft alarm system	√	√	√	√	√	√
1 Series_F20	Any	Any	EDC Damper Control	√	√	√	√	√	√
1 Series_F20	Any	Any	EDC Electronic Damper Control	√	√	√	√	√	√
1 Series_F20	Any	Any	EDCSHL Damper satellite, rear left	√	√	√	√	√	√
1 Series_F20	Any	Any	EDCSHR Damper satellite, rear right	√	√	√	√	√	√
1 Series_F20	Any	Any	EDCSVL Damper satellite, front left	√	√	√	√	√	√
1 Series_F20	Any	Any	EDCSVR Damper satellite, front right	√	√	√	√	√	√
1 Series_F20	Any	Any	EGS 6HPTU transmission control	√	√	√	√	√	√
1 Series_F20	Any	Any	EGS transmission management	√	√	√	√	√	√
1 Series_F20	Any	Any	EHC Electronic Height Control	√	√	√	√	√	√
1 Series_F20	Any	Any	EHC Electronic Ride-Height Control	√	√	√	√	√	√
1 Series_F20	Any	Any	EHC Ride level(Height) Control	√	√	√	√	√	√
1 Series_F20	Any	Any	EHC/EHC2 (Electronic ride-level control)	√	√	√	√	√	√
1 Series_F20	Any	Any	EHPS Electro-hydraulic steering assistance	√	√	√	√	√	√
1 Series_F20	Any	Any	EKP Fuel pump	√	√	√	√	√	√
1 Series_F20	Any	Any	EKPS Fuel pump	√	√	√	√	√	√
1 Series_F20	Any	Any	EKPS Fuel-pump control	√	√	√	√	√	√
1 Series_F20	Any	Any	EMF Parking brake	√	√	√	√	√	√
1 Series_F20	Any	Any	EML Electronic engine-power control	√	√	√			
1 Series_F20	Any	Any	EPS Electronic Power Steering	√	√	√	√	√	√
1 Series_F20	Any	Any	EWS Electronic immobilizer	√	√	√	√		
1 Series_F20	Any	Any	EWS Vehicle immobilizer	√	√	√	√		
1 Series_F20	Any	Any	FBI Flexible Bus Interface	√	√	√	√		
1 Series_F20	Any	Any	FBZM Rear compartment,controlcenter,center console	√	√	√	√	√	√
1 Series_F20	Any	Any	FCON Rear compartment controller	√	√	√	√	√	√
1 Series_F20	Any	Any	FD Rear-cabin display	√	√	√	√		
1 Series_F20	Any	Any	FD Rear-compartment display	√	√	√	√	√	√
1 Series_F20	Any	Any	FD2 Rear-compartment display2	√	√	√	√	√	√
1 Series_F20	Any	Any	FID Read-compartment information display	√	√	√			
1 Series_F20	Any	Any	FKA Rear heater/air conditioning	√	√	√	√	√	√
1 Series_F20	Any	Any	FKA Rear-cabin automatic A/C	√	√	√	√	√	√
1 Series_F20	Any	Any	FKA Rear-compartment air conditioning	√	√	√	√	√	√
1 Series_F20	Any	Any	FLA High Beam Assist	√	√	√	√	√	√
1 Series_F20	Any	Any	FRM Footwell module	√	√	√	√	√	√
1 Series_F20	Any	Any	FRM/FRM2 Footwell module	√	√	√	√	√	√
1 Series_F20	Any	Any	FRM2 Footwell module 2	√	√	√	√	√	√
1 Series_F20	Any	Any	FZD Function centre,roof	√	√	√	√	√	√
1 Series_F20	Any	Any	GR Cruise control	√	√	√			
1 Series_F20	Any	Any	GWS Gear selector switch	√	√	√	√	√	√
1 Series_F20	Any	Any	HL Rear-Idiift	√	√	√	√	√	√



1 Series_F20	Any	Any	HKL Rear-lid module X	√	√	√	√		
1 Series_F20	Any	Any	ICM Integrated Chassis Management	√	√	√	√	√	√
1 Series_F20	Any	Any	ICM Integronic Power Steering	√	√	√	√	√	√
1 Series_F20	Any	Any	IHKA Heater/automatic A/C control	√	√	√	√	√	√
1 Series_F20	Any	Any	IHKA Integrated automatic heating/air conditioning	√	√	√	√	√	√
1 Series_F20	Any	Any	IHKA Integrated heating /air conditioning	√	√	√	√	√	√
1 Series_F20	Any	Any	IHKA/IHKA Integrated heating/air conditioning	√	√	√	√	√	√
1 Series_F20	Any	Any	IHKS Integrated heating/air-conditioning control	√	√	√	√	√	√
1 Series_F20	Any	Any	IHS Heater control	√	√	√	√	√	√
1 Series_F20	Any	Any	INSTR Instrumint cluster	√	√	√	√	√	√
1 Series_F20	Any	Any	JBE Junction-box electronics	√	√	√	√	√	√
1 Series_F20	Any	Any	JBE2 Junction Box electronics 2	√	√	√	√	√	√
1 Series_F20	Any	Any	JNAV Navigation system,Japan	√	√	√	√	√	√
1 Series_F20	Any	Any	KBM Body basic module	√	√	√	√	√	√
1 Series_F20	Any	Any	KGM Body Gateway Module	√	√	√	√	√	√
1 Series_F20	Any	Any	KHI Headphones interface	√	√	√	√	√	√
1 Series_F20	Any	Any	KNAV Navigation system,Korea	√	√	√	√	√	√
1 Series_F20	Any	Any	KOM Instrument cluster	√	√	√	√	√	√
1 Series_F20	Any	Any	KOM/IKI/IKI/INSTR(Instrument cluster)	√	√	√	√	√	√
1 Series_F20	Any	Any	KOMBI2 additional Instruments						
1 Series_F20	Any	Any	LEW Steering-angle sensor	√	√	√	√		
1 Series_F20	Any	Any	LEW/LWS (Steering angle sensor)	√	√	√	√		
1 Series_F20	Any	Any	LM Lights Module	√	√	√	√	√	√
1 Series_F20	Any	Any	LM Lights module 2	√	√	√	√	√	√
1 Series_F20	Any	Any	LM2 Lights module 2	√	√	√	√	√	√
1 Series_F20	Any	Any	LRA Automatic headlight vertical aim control	√	√	√			
1 Series_F20	Any	Any	LRA Headlight vertical aim control	√	√	√	√	√	√
1 Series_F20	Any	Any	LRR Long Range Radar	√	√	√			
1 Series_F20	Any	Any	LSZ/LCM (Lights switching center)	√	√	√	√	√	√
1 Series_F20	Any	Any	M-ASK-BO User interface	√	√	√	√	√	√
1 Series_F20	Any	Any	M-ASK-GW Gateway	√	√	√	√	√	√
1 Series_F20	Any	Any	M-ASK-NAV Navigation system	√	√	√	√	√	√
1 Series_F20	Any	Any	MFL Multifunction steering wheel I	√	√	√	√		
1 Series_F20	Any	Any	MID Multi Information Display	√	√	√			
1 Series_F20	Any	Any	MPM Micro-power module	√	√	√	√	√	√
1 Series_F20	Any	Any	MRS Multiple Restraint System	√	√	√	√		
1 Series_F20	Any	Any	MRS/AirBag (Multiple Restraint System)	√	√	√			
1 Series_F20	Any	Any	MRS/AirBag(Multiple Restraint System)	√	√	√			
1 Series_F20	Any	Any	MRS/AirBag/SIM (Multiple Restraint System)	√	√	√	√	√	√
1 Series_F20	Any	Any	Navigation computer	√	√	√	√		

1 Series_F20	Any	Any	NAV Navigation computer, Europe	√	√	√	√		
1 Series_F20	Any	Any	NAV Navigation system	√	√	√	√	√	√
1 Series_F20	Any	Any	NVE Night Vision Electronics	√	√	√	√	√	√
1 Series_F20	Any	Any	NVK Night vision camera	√	√	√	√	√	√
1 Series_F20	Any	Any	PDC Park Distance Control	√	√	√	√	√	√
1 Series_F20	Any	Any	PM Power module	√	√	√	√	√	√
1 Series_F20	Any	Any	QMVHL Lateral-moment distribution,rear axle	√	√	√	√	√	√
1 Series_F20	Any	Any	RAD Radio	√	√	√	√	√	√
1 Series_F20	Any	Any	RAD2-BO User interface	√	√	√	√	√	√
1 Series_F20	Any	Any	RAD2-GW Gateway	√	√	√	√		
1 Series_F20	Any	Any	RAD2-GW Gateway	√	√	√	√	√	√
1 Series_F20	Any	Any	RDC Tire pressure control	√	√	√	√		
1 Series_F20	Any	Any	RDC/RDW Tyre pressure check	√	√	√	√		
1 Series_F20	Any	Any	RFK Reversing camera	√	√	√	√	√	√
1 Series_F20	Any	Any	RLS Rain/Light Sensor	√	√	√	√		
1 Series_F20	Any	Any	RLS/AIC (Rain/Light Sensor/Automatic interval Control)	√	√	√	√		
1 Series_F20	Any	Any	RLSS Rain/light solar sensor	√	√	√	√	√	√
1 Series_F20	Any	Any	RLSS Solar Rain/Light Sensor	√	√	√	√	√	√
1 Series_F20	Any	Any	RSE Rear Seat Entertainment	√	√	√	√	√	√
1 Series_F20	Any	Any	RSE Rear seat entertainment	√	√	√	√	√	√
1 Series_F20	Any	Any	SASL Satellite,A-pillar,left	√	√	√	√		
1 Series_F20	Any	Any	SASR Satellite,A-pillar,right	√	√	√	√		
1 Series_F20	Any	Any	SBSL Satellite,B-pillar,left	√	√	√	√		
1 Series_F20	Any	Any	SBSR Satellite,B-pillar,right	√	√	√	√		
1 Series_F20	Any	Any	SBSR Satellite,B-pillar,right	√	√	√	√	√	√
1 Series_F20	Any	Any	SDARS Satellite tuner (US)	√	√	√	√	√	√
1 Series_F20	Any	Any	SEC1 Supplementary control unit 1	√	√	√			
1 Series_F20	Any	Any	SEC2 Supplementary control unit 2	√	√	√			
1 Series_F20	Any	Any	SFZ Satellite vehicle center	√	√	√	√		
1 Series_F20	Any	Any	SG-FD Control unit,rear-compartment display	√	√	√	√		
1 Series_F20	Any	Any	SG-FD-GW Control unit,rear-compartment display(gateway)	√	√	√	√	√	√
1 Series_F20	Any	Any	SGM-SIM Safety and Gateway Module(SIM)	√	√	√	√	√	√
1 Series_F20	Any	Any	SGM-ZGM Safety and Gateway Module(ZGM)	√	√	√			
1 Series_F20	Any	Any	SHD Slide/tilt sunroof 2	√	√	√	√	√	√
1 Series_F20	Any	Any	SHD Sliding/tilting sunroof	√	√	√	√	√	√
1 Series_F20	Any	Any	SHD Sliding/tilting sunroof module	√	√	√	√	√	√
1 Series_F20	Any	Any	SHD Sliding/tilting sunroof	√	√	√			
1 Series_F20	Any	Any	SHZH Independent/auxiliary heater	√	√	√	√	√	√
1 Series_F20	Any	Any	SMI Safety and information module	√	√	√	√	√	√

1 Series_F20	Any	Any	SINE Siren and tilt sensor	√	√	√	√		
1 Series_F20	Any	Any	SINE Siren with tilt sensor	√	√	√	√	√	√
1 Series_F20	Any	Any	SMBF Seat module,passenger	√	√	√	√	√	√
1 Series_F20	Any	Any	SMBFH Seat module,passenger'sside,rear	√	√	√	√	√	√
1 Series_F20	Any	Any	SMF/SM/SLM (Seat memory,driver)	√	√	√	√	√	√
1 Series_F20	Any	Any	SMFA Seat module,driver	√	√	√	√	√	√
1 Series_F20	Any	Any	SMFAH Seat module,driver'sside,rear	√	√	√	√	√	√
1 Series_F20	Any	Any	SPMBT Mirror memory,passenger	√	√	√	√	√	√
1 Series_F20	Any	Any	SPMFT Mirror memory,driver	√	√	√	√	√	√
1 Series_F20	Any	Any	SSBF Satellite,seat,passenger	√	√	√	√		
1 Series_F20	Any	Any	SSFA Satellite,seat,driver	√	√	√	√		
1 Series_F20	Any	Any	SSH Satellite,seat,rear	√	√	√	√	√	√
1 Series_F20	Any	Any	STH park heating						
1 Series_F20	Any	Any	STVL Satellite,door,front left	√	√	√	√		
1 Series_F20	Any	Any	STVR Satellite,door,front right	√	√	√	√		
1 Series_F20	Any	Any	SVS Language processing system	√	√	√	√		
1 Series_F20	Any	Any	SVT Servotronic						
1 Series_F20	Any	Any	SZL Switch center,steering column	√	√	√	√	√	√
1 Series_F20	Any	Any	SZM Switching center,center console	√	√	√	√	√	√
1 Series_F20	Any	Any	Short test	√	√	√			
1 Series_F20	Any	Any	TCU Telematic Control Unit	√	√	√	√	√	√
1 Series_F20	Any	Any	TEL Telephone	√	√	√	√		
1 Series_F20	Any	Any	TMBF Door module,front passenger	√	√	√	√	√	√
1 Series_F20	Any	Any	TMBFH Door module,passenger'sside,rear	√	√	√	√		
1 Series_F20	Any	Any	TMBFT Door module,passenger door	√	√	√	√		
1 Series_F20	Any	Any	TMFA Door module,driver	√	√	√	√	√	√
1 Series_F20	Any	Any	TMFAH Door module,driver'sside,rear	√	√	√	√		
1 Series_F20	Any	Any	TMFAT Door module,driver's door	√	√	√	√		
1 Series_F20	Any	Any	TR SVC All round view camera	√	√	√	√	√	√
1 Series_F20	Any	Any	ULF Universal charging and hands-free facility	√	√	√	√	√	√
1 Series_F20	Any	Any	ULF-SBX-H Interface box High	√	√	√	√	√	√
1 Series_F20	Any	Any	VDM Vertical Dynamics Management	√	√	√	√	√	√
1 Series_F20	Any	Any	VID Video module	√	√	√			
1 Series_F20	Any	Any	VM Video Module	√	√	√	√	√	√
1 Series_F20	Any	Any	VSW Video switch	√	√	√	√	√	√
1 Series_F20	Any	Any	VTC Valvetronic	√	√	√			
1 Series_F20	Any	Any	VTC2 Valvetronic 2	√	√	√			
1 Series_F20	Any	Any	VTG Transfer case	√	√	√	√	√	√
1 Series_F20	Any	Any	WIM Wiper module	√	√	√	√	√	√
1 Series_F20	Any	Any	ZGM Central Gateway Module	√	√	√	√	√	√
1 Series_F20	Any	Any	ZKE Central body electronics BC 1	√	√	√	√	√	√

1 Series_F20	Any	Any	ZKE/GM (Central body electronics/GM base module)	√	√	√	√	√	√
1 Series_F21	Any	Any	ABS/ASC/DSC (Dynamic Stability Control)	√	√	√	√	√	√
1 Series_F21	Any	Any	ACC Active cruise control	√	√	√	√	√	√
1 Series_F21	Any	Any	ACC/ACC2 Active Cruise Control	√	√	√			
1 Series_F21	Any	Any	ACSM Crash Safety Module	√	√	√	√	√	√
1 Series_F21	Any	Any	ACSM/MRS Crash Safety Module	√	√	√	√		
1 Series_F21	Any	Any	AHL Adaptive directional headlights	√	√	√	√	√	√
1 Series_F21	Any	Any	AHM Trailer module	√	√	√	√	√	√
1 Series_F21	Any	Any	AL active front steering (AFS70)	√	√	√	√		
1 Series_F21	Any	Any	AL active steering	√	√	√	√	√	√
1 Series_F21	Any	Any	ALBBF Active backrest width,front passenger	√	√	√	√		
1 Series_F21	Any	Any	ALBFA Active backrest width,driver	√	√	√	√		
1 Series_F21	Any	Any	AMP Amplifier	√	√	√	√	√	√
1 Series_F21	Any	Any	AMPH Hi-Fi amplifier	√	√	√	√	√	√
1 Series_F21	Any	Any	AMPT Top Hi-Fi amplifier	√	√	√	√	√	√
1 Series_F21	Any	Any	ANT Antenna/antenna tuner	√	√	√	√	√	√
1 Series_F21	Any	Any	ARS Dynamic Drive	√	√	√	√	√	√
1 Series_F21	Any	Any	ARS Dynamic Drive 2	√	√	√	√	√	√
1 Series_F21	Any	Any	ASK Audio system controller	√	√	√	√	√	√
1 Series_F21	Any	Any	BM On-board monitor						
1 Series_F21	Any	Any	BM/MIR (On-board monitor/Multi-Information Radio)	√	√	√	√	√	√
1 Series_F21	Any	Any	BZM Control center, center console	√	√	√	√	√	√
1 Series_F21	Any	Any	CA Comfort Access	√	√	√	√	√	√
1 Series_F21	Any	Any	CAN / byteflight	√	√	√			
1 Series_F21	Any	Any	CAN communication analysis	√	√	√			
1 Series_F21	Any	Any	CAS Car Access System	√	√	√	√	√	√
1 Series_F21	Any	Any	CCC-A Applications	√	√	√	√	√	√
1 Series_F21	Any	Any	CCC-ANT Aerial tuner	√	√	√	√	√	√
1 Series_F21	Any	Any	CCC-ASK Audio system controller	√	√	√	√	√	√
1 Series_F21	Any	Any	CCC-GW Gateway	√	√	√	√	√	√
1 Series_F21	Any	Any	CD Control Display	√	√	√	√		
1 Series_F21	Any	Any	CD-GW Control Display(Gateway)	√	√	√	√	√	√
1 Series_F21	Any	Any	CDC CD Changer	√	√	√	√	√	√
1 Series_F21	Any	Any	CEM Clean Energy Module	√	√	√	√		
1 Series_F21	Any	Any	CHAMP-BO User interface X	√	√	√	√		
1 Series_F21	Any	Any	CHAMP-GW Gateway X	√	√	√	√		
1 Series_F21	Any	Any	CIC User interface	√	√	√	√	√	√
1 Series_F21	Any	Any	CIC-GW Gateway	√	√	√	√	√	√
1 Series_F21	Any	Any	CIC/CHAMP Car headunit column	√	√	√	√	√	√
1 Series_F21	Any	Any	CID Central Information Display	√	√	√	√	√	√
1 Series_F21	Any	Any	CIV/Chassis Integration Module	√	√	√	√	√	√



1 Series_F21	Any	Any	CON Controller	√	√	√	√	√	√
1 Series_F21	Any	Any	CVM Convertible top module	√	√	√	√	√	√
1 Series_F21	Any	Any	DAB Digital tuner	√	√	√	√	√	√
1 Series_F21	Any	Any	DDE Diesel Electronics	√	√	√	√	√	√
1 Series_F21	Any	Any	DME Digital Engine/Gearbox Electronics 2	√	√	√	√	√	√
1 Series_F21	Any	Any	DME Digital Motor Electronics	√	√	√	√	√	√
1 Series_F21	Any	Any	DME Motor Electronics	√	√	√	√	√	√
1 Series_F21	Any	Any	DME/DDE (Motor/Diesel Electronics)	√	√	√	√	√	√
1 Series_F21	Any	Any	DME/DDE Motor Electronics	√	√	√	√	√	√
1 Series_F21	Any	Any	DME2/DME2 Digital motor electronics 2	√	√	√	√	√	√
1 Series_F21	Any	Any	DSC Dynamic Stability Control	√	√	√	√	√	√
1 Series_F21	Any	Any	DSC(Bosch)Dynamic Stability Control	√	√	√	√	√	√
1 Series_F21	Any	Any	DSP Digital Sound Processor						
1 Series_F21	Any	Any	DVD CD Changer	√	√	√	√		
1 Series_F21	Any	Any	DVD-C DVD changer	√	√	√	√	√	√
1 Series_F21	Any	Any	DVDC DVD Changer	√	√	√	√	√	√
1 Series_F21	Any	Any	DWA antitheft alarm system	√	√	√	√	√	√
1 Series_F21	Any	Any	EDC Damper Control	√	√	√	√	√	√
1 Series_F21	Any	Any	EDC Electronic Damper Control	√	√	√	√	√	√
1 Series_F21	Any	Any	EDCSHL Damper satellite, rear left	√	√	√	√	√	√
1 Series_F21	Any	Any	EDCSHR Damper satellite, rear right	√	√	√	√	√	√
1 Series_F21	Any	Any	EDCSVL Damper satellite, front left	√	√	√	√	√	√
1 Series_F21	Any	Any	EDCSVR Damper satellite, front right	√	√	√	√	√	√
1 Series_F21	Any	Any	EGS 6HPTU transmission control	√	√	√	√	√	√
1 Series_F21	Any	Any	EGS transmission management	√	√	√	√	√	√
1 Series_F21	Any	Any	EHC Electronic Height Control	√	√	√	√	√	√
1 Series_F21	Any	Any	EHC Electronic Ride-Height Control	√	√	√	√	√	√
1 Series_F21	Any	Any	EHC Ride level(Height) Control	√	√	√	√	√	√
1 Series_F21	Any	Any	EHC/EHC2 (Electronic ride-level control)	√	√	√	√	√	√
1 Series_F21	Any	Any	EHPS Electro-hydraulic steering assistance	√	√	√	√	√	√
1 Series_F21	Any	Any	EKP Fuel pump	√	√	√	√	√	√
1 Series_F21	Any	Any	EKPS Fuel pump	√	√	√	√	√	√
1 Series_F21	Any	Any	EKPS Fuel-pump control	√	√	√	√	√	√
1 Series_F21	Any	Any	EMF Parking brake	√	√	√	√	√	√
1 Series_F21	Any	Any	EML Electronic engine-power control	√	√	√			
1 Series_F21	Any	Any	EPS Electronic Power Steering	√	√	√	√	√	√
1 Series_F21	Any	Any	EWS Electronic immobilizer	√	√	√	√		
1 Series_F21	Any	Any	EWS Vehicle immobilizer	√	√	√	√		
1 Series_F21	Any	Any	FBI Flexible Bus Interface	√	√	√	√		
1 Series_F21	Any	Any	FBZM Rear compartment,controlcenter,center console	√	√	√	√	√	√
1 Series_F21	Any	Any	FCU Rear compartment controller	√	√	√	√	√	√



1 Series_F21	Any	Any	FD Rear-cabin display	√	√	√	√		
1 Series_F21	Any	Any	FD Rear-compartment display	√	√	√	√	√	√
1 Series_F21	Any	Any	FD2 Rear-compartment display2	√	√	√	√	√	√
1 Series_F21	Any	Any	FID Read-compartment information display	√	√	√			
1 Series_F21	Any	Any	FKA Rear heater/air conditioning	√	√	√	√	√	√
1 Series_F21	Any	Any	FKA Rear-cabin automatic A/C	√	√	√	√	√	√
1 Series_F21	Any	Any	FKA Rear-compartment air conditioning	√	√	√	√	√	√
1 Series_F21	Any	Any	FLA High Beam Assist	√	√	√	√	√	√
1 Series_F21	Any	Any	FRM Footwell module	√	√	√	√	√	√
1 Series_F21	Any	Any	FRM/FRM2 Footwell module	√	√	√	√	√	√
1 Series_F21	Any	Any	FRM2 Footwell module 2	√	√	√	√	√	√
1 Series_F21	Any	Any	FZD Function centre,roof	√	√	√	√	√	√
1 Series_F21	Any	Any	GR Cruise control	√	√	√			
1 Series_F21	Any	Any	GWS Gear selector switch	√	√	√	√	√	√
1 Series_F21	Any	Any	HKL Rear-lid lift	√	√	√	√	√	√
1 Series_F21	Any	Any	HKL Rear-lid module X	√	√	√	√		
1 Series_F21	Any	Any	ICM Integrated Chassis Management	√	√	√	√	√	√
1 Series_F21	Any	Any	ICM Integronic Power Steering	√	√	√	√	√	√
1 Series_F21	Any	Any	IHKA Heater/automatic A/C control	√	√	√	√	√	√
1 Series_F21	Any	Any	IHKA Integrated automatic heating/air conditioning	√	√	√	√	√	√
1 Series_F21	Any	Any	IHKA Integrated heating /air conditioning	√	√	√	√	√	√
1 Series_F21	Any	Any	IHKA/IHKR Integrated heating/air conditioning	√	√	√	√	√	√
1 Series_F21	Any	Any	IHKS Integrated heating/air-conditioning control	√	√	√	√	√	√
1 Series_F21	Any	Any	IHS Heater control	√	√	√	√	√	√
1 Series_F21	Any	Any	INSTR Instrumint cluster	√	√	√	√	√	√
1 Series_F21	Any	Any	JBE Junction-box electronics	√	√	√	√	√	√
1 Series_F21	Any	Any	JBE2 Junction Box electronics 2	√	√	√	√	√	√
1 Series_F21	Any	Any	JNAV Navigation system,Japan	√	√	√	√	√	√
1 Series_F21	Any	Any	KBM Body basic module	√	√	√	√	√	√
1 Series_F21	Any	Any	KGM Body Gateway Module	√	√	√	√	√	√
1 Series_F21	Any	Any	KHI Headphones interface	√	√	√	√	√	√
1 Series_F21	Any	Any	KNAV Navigation system,Korea	√	√	√	√	√	√
1 Series_F21	Any	Any	KOM Instrument cluster	√	√	√	√	√	√
1 Series_F21	Any	Any	KOM/IKE/IKI/INSTR(Instrument cluster)	√	√	√	√	√	√
1 Series_F21	Any	Any	KOMBI2 additional Instruments						
1 Series_F21	Any	Any	LEW Steering-angle sensor	√	√	√	√		
1 Series_F21	Any	Any	LEW/LWS (Steering angle sensor)	√	√	√	√		
1 Series_F21	Any	Any	LM Lights Module	√	√	√	√	√	√
1 Series_F21	Any	Any	LM Lights module 2	√	√	√	√	√	√
1 Series_F21	Any	Any	LM2 Lights module 2	√	√	√	√	√	√

1 Series_F21	Any	Any	LRA Automatic headlight vertical aim control	√	√	√			
1 Series_F21	Any	Any	LRA Headlight vertical aim control	√	√	√	√	√	√
1 Series_F21	Any	Any	LRR Long Range Radar	√	√	√			
1 Series_F21	Any	Any	LSZ/LCM (Lights switching center)	√	√	√	√	√	√
1 Series_F21	Any	Any	M-ASK-BO User interface	√	√	√	√	√	√
1 Series_F21	Any	Any	M-ASK-GW Gateway	√	√	√	√	√	√
1 Series_F21	Any	Any	M-ASK-NAV Navigation system	√	√	√	√	√	√
1 Series_F21	Any	Any	MFL Multifunction steering wheel I	√	√	√	√		
1 Series_F21	Any	Any	MID Multi Information Display	√	√	√			
1 Series_F21	Any	Any	MPM Micro-power module	√	√	√	√	√	√
1 Series_F21	Any	Any	MRS Multiple Restraint System	√	√	√	√		
1 Series_F21	Any	Any	MRS/AirBag (Multiple Restraint System)	√	√	√			
1 Series_F21	Any	Any	MRS/AirBag(Multiple Restraint System)	√	√	√			
1 Series_F21	Any	Any	MRS/AirBag/SIM (Multiple Restraint System)	√	√	√	√	√	√
1 Series_F21	Any	Any	NAV Navigation computer	√	√	√	√		
1 Series_F21	Any	Any	NAV Navigation computer, Europe	√	√	√	√		
1 Series_F21	Any	Any	NAV Navigation system	√	√	√	√	√	√
1 Series_F21	Any	Any	NVE Night Vision Electronics	√	√	√	√	√	√
1 Series_F21	Any	Any	NVK Night vision camera	√	√	√	√	√	√
1 Series_F21	Any	Any	PDC Park Distance Control	√	√	√	√	√	√
1 Series_F21	Any	Any	PM Power module	√	√	√	√	√	√
1 Series_F21	Any	Any	QMVHL Lateral-moment distribution,rear axle	√	√	√	√	√	√
1 Series_F21	Any	Any	RAD Radio	√	√	√	√	√	√
1 Series_F21	Any	Any	RAD2-BO User interface	√	√	√	√	√	√
1 Series_F21	Any	Any	RAD2-GW Gateway	√	√	√	√		
1 Series_F21	Any	Any	RAD2-GW Gateway	√	√	√	√	√	√
1 Series_F21	Any	Any	RDC Tire pressure control	√	√	√	√		
1 Series_F21	Any	Any	RDC/RDW Tyre pressure check	√	√	√	√		
1 Series_F21	Any	Any	RFK Reversing camera	√	√	√	√	√	√
1 Series_F21	Any	Any	RLS Rain/Light Sensor	√	√	√	√		
1 Series_F21	Any	Any	RLS/AIC (Rain/Light Sensor/Automatic interval Control)	√	√	√	√		
1 Series_F21	Any	Any	RLSS Rain/light solar sensor	√	√	√	√	√	√
1 Series_F21	Any	Any	RLSS Solar Rain/Light Sensor	√	√	√	√	√	√
1 Series_F21	Any	Any	RSE Rear Seat Entertainment	√	√	√	√	√	√
1 Series_F21	Any	Any	RSE Rear seat entertainment	√	√	√	√	√	√
1 Series_F21	Any	Any	SASL Satellite,A-pillar,left	√	√	√	√		
1 Series_F21	Any	Any	SASR Satellite,A-pillar,right	√	√	√	√		
1 Series_F21	Any	Any	SBSL Satellite,B-pillar,left	√	√	√	√		
1 Series_F21	Any	Any	SBSR Satellite,B-pillar,right	√	√	√	√		
1 Series_F21	Any	Any	SBSR Satellite,B-pillar,right	√	√	√	√	√	√
1 Series_F21	Any	Any	SBSR Satellite tuner (US)	√	√	√	√	√	√

1 Series_F21	Any	Any	SEC1 Supplementary control unit 1	√	√	√			
1 Series_F21	Any	Any	SEC2 Supplementary control unit 2	√	√	√			
1 Series_F21	Any	Any	SFZ Satellite vehicle center	√	√	√	√		
1 Series_F21	Any	Any	SG-FD Control unit,rear-compartment display	√	√	√	√		
1 Series_F21	Any	Any	SG-FD-GW Control unit,rear-compartment display(gateway)	√	√	√	√	√	√
1 Series_F21	Any	Any	SGM-SIM Safety and Gateway Module(SIM)	√	√	√	√	√	√
1 Series_F21	Any	Any	SGM-ZGM Safety and Gateway Module(ZGM)	√	√	√			
1 Series_F21	Any	Any	SHD Slide/tilt sunroof 2	√	√	√	√	√	√
1 Series_F21	Any	Any	SHD Sliding/tilting sunroof	√	√	√	√	√	√
1 Series_F21	Any	Any	SHD Sliding/tilting sunroof module	√	√	√	√	√	√
1 Series_F21	Any	Any	SHD Sliding/titing sunroof	√	√	√			
1 Series_F21	Any	Any	SHZH Independent/auxiliary heater	√	√	√	√	√	√
1 Series_F21	Any	Any	SIM Safety and information module	√	√	√	√	√	√
1 Series_F21	Any	Any	SINE Siren and tilt sensor	√	√	√	√		
1 Series_F21	Any	Any	SINE Siren with tilt sensor	√	√	√	√	√	√
1 Series_F21	Any	Any	SMBF Seat module,passenger	√	√	√	√	√	√
1 Series_F21	Any	Any	SMBFH Seat module,passenger'sside,rear	√	√	√	√	√	√
1 Series_F21	Any	Any	SMF/SM/SLM (Seat memory,driver)	√	√	√	√	√	√
1 Series_F21	Any	Any	SMFA Seat module,driver	√	√	√	√	√	√
1 Series_F21	Any	Any	SMFAH Seat module,driver'sside,rear	√	√	√	√	√	√
1 Series_F21	Any	Any	SPMBT Mirror memory,passenger	√	√	√	√	√	√
1 Series_F21	Any	Any	SPMFT Mirror memory,driver	√	√	√	√	√	√
1 Series_F21	Any	Any	SSBF Satellite,seat,passenger	√	√	√	√		
1 Series_F21	Any	Any	SSFA Satellite,seat,driver	√	√	√	√		
1 Series_F21	Any	Any	SSH Satellite,seat,rear	√	√	√	√	√	√
1 Series_F21	Any	Any	STH park heating						
1 Series_F21	Any	Any	STVL Satellite,door,front left	√	√	√	√		
1 Series_F21	Any	Any	STVR Satellite,door,front right	√	√	√	√		
1 Series_F21	Any	Any	SVS Language processing system	√	√	√	√		
1 Series_F21	Any	Any	SVT Servotronic						
1 Series_F21	Any	Any	SZL Switch center,steering column	√	√	√	√	√	√
1 Series_F21	Any	Any	SZM Switching center,center console	√	√	√	√	√	√
1 Series_F21	Any	Any	Short test	√	√	√			
1 Series_F21	Any	Any	TCU Telematic Control Unit	√	√	√	√	√	√
1 Series_F21	Any	Any	TEL Telephone	√	√	√	√		
1 Series_F21	Any	Any	TMBF Door module,front passenger	√	√	√	√	√	√
1 Series_F21	Any	Any	TMBFH Door module,passenger'sside,rear	√	√	√	√		
1 Series_F21	Any	Any	TMBFT Door module,passenger door	√	√	√	√		
1 Series_F21	Any	Any	TMBFD Door module,driver	√	√	√	√	√	√

1 Series_F21	Any	Any	TMFAH Door module,driver'sside,rear	√	√	√	√		
1 Series_F21	Any	Any	TMFAT Door module,driver's door	√	√	√	√		
1 Series_F21	Any	Any	TRSVCA All round view camera	√	√	√	√	√	√
1 Series_F21	Any	Any	ULF Universal charging and hands-free facility	√	√	√	√	√	√
1 Series_F21	Any	Any	ULF-SBX-H Interface box High	√	√	√	√	√	√
1 Series_F21	Any	Any	VDM Vertical Dynamics Management	√	√	√	√	√	√
1 Series_F21	Any	Any	VID Video module	√	√	√			
1 Series_F21	Any	Any	VM Video Module	√	√	√	√	√	√
1 Series_F21	Any	Any	VSW Video switch	√	√	√	√	√	√
1 Series_F21	Any	Any	VTC Valvetronic	√	√	√			
1 Series_F21	Any	Any	VTC2 Valvetronic 2	√	√	√			
1 Series_F21	Any	Any	VTG Transfer case	√	√	√	√	√	√
1 Series_F21	Any	Any	WIM Wiper module	√	√	√	√	√	√
1 Series_F21	Any	Any	ZGM Central Gateway Module	√	√	√	√	√	√
1 Series_F21	Any	Any	ZKE Central body electronics BC 1	√	√	√	√	√	√
1 Series_F21	Any	Any	ZKE/GM (Central body electronics/GM base module)	√	√	√	√	√	√
2 Series_F22/F23/F45	Any	Any	ABS/ASC/DSC (Dynamic Stability Control)	√	√	√	√	√	√
3 Series_F22/F23/F45	Any	Any	ACC Active cruise control	√	√	√	√	√	√
4 Series_F22/F23/F45	Any	Any	ACC/ACC2 Active Cruise Control	√	√	√			
5 Series_F22/F23/F45	Any	Any	ACSM Crash Safety Module	√	√	√	√	√	√
6 Series_F22/F23/F45	Any	Any	ACSM/MRS Crash Safety Module	√	√	√	√		
7 Series_F22/F23/F45	Any	Any	AHL Adaptive directional headlights	√	√	√	√	√	√
8 Series_F22/F23/F45	Any	Any	AHM Trailer module	√	√	√	√	√	√
9 Series_F22/F23/F45	Any	Any	AL active front steering (AFS70)	√	√	√	√		
10 Series_F22/F23/F45	Any	Any	AL active steering	√	√	√	√	√	√
11 Series_F22/F23/F45	Any	Any	ALBBF Active backrest width,front passenger	√	√	√	√		
12 Series_F22/F23/F45	Any	Any	ALBFA Active backrest width,driver	√	√	√	√		
13 Series_F22/F23/F45	Any	Any	AMP Amplifier	√	√	√	√	√	√
14 Series_F22/F23/F45	Any	Any	AMPH Hi-Fi amplifier	√	√	√	√	√	√
15 Series_F22/F23/F45	Any	Any	AMPT Top Hi-Fi amplifier	√	√	√	√	√	√
16 Series_F22/F23/F45	Any	Any	ANT Antenna/antenna tuner	√	√	√	√	√	√
17 Series_F22/F23/F45	Any	Any	ARS Dynamic Drive	√	√	√	√	√	√
18 Series_F22/F23/F45	Any	Any	ARS Dynamic Drive 2	√	√	√	√	√	√
19 Series_F22/F23/F45	Any	Any	ASK Audio system controller	√	√	√	√	√	√
20 Series_F22/F23/F45	Any	Any	BM On-board monitor						
21 Series_F22/F23/F45	Any	Any	BM/MIR (On-board monitor/Multi-Information Radio)	√	√	√	√	√	√
22 Series_F22/F23/F45	Any	Any	BZM Control center, center console	√	√	√	√	√	√
23 Series_F22/F23/F45	Any	Any	CA Comfort Access	√	√	√	√	√	√
24 Series_F22/F23/F45	Any	Any	CAN / byteflight	√	√	√			
25 Series_F22/F23/F45	Any	Any	CCG Communication analysis	√	√	√			

26 Series	F22/F23/F45	Any	Any	CAS Car Access System	√	√	√	√	√	√
27 Series	F22/F23/F45	Any	Any	CCC-A Applications	√	√	√	√	√	√
28 Series	F22/F23/F45	Any	Any	CCC-ANT Aerial tuner	√	√	√	√	√	√
29 Series	F22/F23/F45	Any	Any	CCC-ASK Audio system controller	√	√	√	√	√	√
30 Series	F22/F23/F45	Any	Any	CCC-GW Gateway	√	√	√	√	√	√
31 Series	F22/F23/F45	Any	Any	CD Control Display	√	√	√	√		
32 Series	F22/F23/F45	Any	Any	CD-GW Control Display(Gateway)	√	√	√	√	√	√
33 Series	F22/F23/F45	Any	Any	CDC CD Changer	√	√	√	√	√	√
34 Series	F22/F23/F45	Any	Any	CEM Clean Energy Module	√	√	√	√		
35 Series	F22/F23/F45	Any	Any	CHAMP-BO User interface X	√	√	√	√		
36 Series	F22/F23/F45	Any	Any	CHAMP-GW Gateway X	√	√	√	√		
37 Series	F22/F23/F45	Any	Any	CIC User interface	√	√	√	√	√	√
38 Series	F22/F23/F45	Any	Any	CIC-GW Gateway	√	√	√	√	√	√
39 Series	F22/F23/F45	Any	Any	CIC/CHAMP Car headunit column	√	√	√	√	√	√
40 Series	F22/F23/F45	Any	Any	CID Central Information Display	√	√	√	√	√	√
41 Series	F22/F23/F45	Any	Any	CIM Chassis integration Module	√	√	√	√	√	√
42 Series	F22/F23/F45	Any	Any	CON Controller	√	√	√	√	√	√
43 Series	F22/F23/F45	Any	Any	CVM Convertible top module	√	√	√	√	√	√
44 Series	F22/F23/F45	Any	Any	DAB Digital tuner	√	√	√	√	√	√
45 Series	F22/F23/F45	Any	Any	DDE Diesel Electronics	√	√	√	√	√	√
46 Series	F22/F23/F45	Any	Any	DME Digital Engine/Gearbox Electronics 2	√	√	√	√	√	√
47 Series	F22/F23/F45	Any	Any	DME Digital Motor Electronics	√	√	√	√	√	√
48 Series	F22/F23/F45	Any	Any	DME Motor Electronics	√	√	√	√	√	√
49 Series	F22/F23/F45	Any	Any	DME/DDE (Motor/Diesel Electronics)	√	√	√	√	√	√
50 Series	F22/F23/F45	Any	Any	DME/DDE Motor Electronics	√	√	√	√	√	√
51 Series	F22/F23/F45	Any	Any	DME2/DME2 Digital motor electronics 2	√	√	√	√	√	√
52 Series	F22/F23/F45	Any	Any	DSC Dynamic Stability Control	√	√	√	√	√	√
53 Series	F22/F23/F45	Any	Any	DSC(Bosch)Dynamic Stability Control	√	√	√	√	√	√
54 Series	F22/F23/F45	Any	Any	DSP Digital Sound Processor						
55 Series	F22/F23/F45	Any	Any	DVD CD Changer	√	√	√	√		
56 Series	F22/F23/F45	Any	Any	DVD-C DVD changer	√	√	√	√	√	√
57 Series	F22/F23/F45	Any	Any	DVDC DVD Changer	√	√	√	√	√	√
58 Series	F22/F23/F45	Any	Any	DWA antitheft alarm system	√	√	√	√	√	√
59 Series	F22/F23/F45	Any	Any	EDC Damper Control	√	√	√	√	√	√
60 Series	F22/F23/F45	Any	Any	EDC Electronic Damper Control	√	√	√	√	√	√
61 Series	F22/F23/F45	Any	Any	EDCSHL Damper satellite, rear left	√	√	√	√	√	√
62 Series	F22/F23/F45	Any	Any	EDCSHR Damper satellite, rear right	√	√	√	√	√	√
63 Series	F22/F23/F45	Any	Any	EDCSVL Damper satellite, front left	√	√	√	√	√	√
64 Series	F22/F23/F45	Any	Any	EDCSVR Damper satellite, front right	√	√	√	√	√	√
65 Series	F22/F23/F45	Any	Any	EGS 6HPTU transmission control	√	√	√	√	√	√
66 Series	F22/F23/F45	Any	Any	EGS transmission management	√	√	√	√	√	√
67 Series	F22/F23/F45	Any	Any	EHC Electronic Height Control	√	√	√	√	√	√
68 Series	F22/F23/F45	Any	Any	EHC Electronic Ride-Height Control	√	√	√	√	√	√
69 Series	F22/F23/F45	Any	Any	EHC Ride level(Height) Control	√	√	√	√	√	√

70 Series_F22/F23/F45	Any	Any	EHC/EHC2 (Electronic ride-level control)	√	√	√	√	√	√
71 Series_F22/F23/F45	Any	Any	EHPS Electro-hydraulic steering assistance	√	√	√	√	√	√
72 Series_F22/F23/F45	Any	Any	EKP Fuel pump	√	√	√	√	√	√
73 Series_F22/F23/F45	Any	Any	EKPS Fuel pump	√	√	√	√	√	√
74 Series_F22/F23/F45	Any	Any	EKPS Fuel-pump control	√	√	√	√	√	√
75 Series_F22/F23/F45	Any	Any	EMF Parking brake	√	√	√	√	√	√
76 Series_F22/F23/F45	Any	Any	EML Electronic engine-power control	√	√	√			
77 Series_F22/F23/F45	Any	Any	EPS Electronic Power Steering	√	√	√	√	√	√
78 Series_F22/F23/F45	Any	Any	EWS Electronic immobilizer	√	√	√	√		
79 Series_F22/F23/F45	Any	Any	EWS Vehicle immobilizer	√	√	√	√		
80 Series_F22/F23/F45	Any	Any	FBI Flexible Bus Interface	√	√	√	√		
81 Series_F22/F23/F45	Any	Any	FBZM Rear compartment,controlcenter,center console	√	√	√	√	√	√
82 Series_F22/F23/F45	Any	Any	FCON Rear compartment controller	√	√	√	√	√	√
83 Series_F22/F23/F45	Any	Any	FD Rear-cabin display	√	√	√	√		
84 Series_F22/F23/F45	Any	Any	FD Rear-compartment display	√	√	√	√	√	√
85 Series_F22/F23/F45	Any	Any	FD2 Rear-compartment display2	√	√	√	√	√	√
86 Series_F22/F23/F45	Any	Any	FID Read-compartment information display	√	√	√			
87 Series_F22/F23/F45	Any	Any	FKA Rear heater/air conditioning	√	√	√	√	√	√
88 Series_F22/F23/F45	Any	Any	FKA Rear-cabin automatic A/C	√	√	√	√	√	√
89 Series_F22/F23/F45	Any	Any	FKA Rear-compartment air conditioning	√	√	√	√	√	√
90 Series_F22/F23/F45	Any	Any	FLA High Beam Assist	√	√	√	√	√	√
91 Series_F22/F23/F45	Any	Any	FRM Footwell module	√	√	√	√	√	√
92 Series_F22/F23/F45	Any	Any	FRM/FRM2 Footwell module	√	√	√	√	√	√
93 Series_F22/F23/F45	Any	Any	FRM2 Footwell module 2	√	√	√	√	√	√
94 Series_F22/F23/F45	Any	Any	FZD Function centre,roof	√	√	√	√	√	√
95 Series_F22/F23/F45	Any	Any	GR Cruise control	√	√	√			
96 Series_F22/F23/F45	Any	Any	GWS Gear selector switch	√	√	√	√	√	√
97 Series_F22/F23/F45	Any	Any	HKL Rear-lid lift	√	√	√	√	√	√
98 Series_F22/F23/F45	Any	Any	HKL Rear-lid module X	√	√	√	√		
99 Series_F22/F23/F45	Any	Any	ICM Integrated Chassis Management	√	√	√	√	√	√
100 Series_F22/F23/F45	Any	Any	ICM Integronic Power Steering	√	√	√	√	√	√
101 Series_F22/F23/F45	Any	Any	IHKA Heater/automatic A/C control	√	√	√	√	√	√
102 Series_F22/F23/F45	Any	Any	IHKA Integrated automatic heating/air conditioning	√	√	√	√	√	√
103 Series_F22/F23/F45	Any	Any	IHKA Integrated heating /air conditioning	√	√	√	√	√	√
104 Series_F22/F23/F45	Any	Any	IHKA/IHKR Integrated heating/air conditioning	√	√	√	√	√	√
105 Series_F22/F23/F45	Any	Any	IHKS Integrated heating/air-conditioning control	√	√	√	√	√	√
106 Series_F22/F23/F45	Any	Any	IHS Heater control	√	√	√	√	√	√
107 Series_F22/F23/F45	Any	Any	IHS Instrument cluster	√	√	√	√	√	√

108 Series	F22/F23/F45	Any	Any	JBE Junction-box electronics	√	√	√	√	√	√
109 Series	F22/F23/F45	Any	Any	JBE2 Junction Box electronics 2	√	√	√	√	√	√
110 Series	F22/F23/F45	Any	Any	JNAV Navigation system,Japan	√	√	√	√	√	√
111 Series	F22/F23/F45	Any	Any	KBM Body basic module	√	√	√	√	√	√
112 Series	F22/F23/F45	Any	Any	KGM Body Gateway Module	√	√	√	√	√	√
113 Series	F22/F23/F45	Any	Any	KHI Headphones interface	√	√	√	√	√	√
114 Series	F22/F23/F45	Any	Any	KNAV Navigation system,Korea	√	√	√	√	√	√
115 Series	F22/F23/F45	Any	Any	KOM Instrument cluster	√	√	√	√	√	√
116 Series	F22/F23/F45	Any	Any	KOM/IKE/IKI/INSTR(Instrument cluster)	√	√	√	√	√	√
117 Series	F22/F23/F45	Any	Any	KOMBI2 additional Instruments						
118 Series	F22/F23/F45	Any	Any	LEW Steering-angle sensor	√	√	√	√		
119 Series	F22/F23/F45	Any	Any	LEW/LWS (Steering angle sensor)	√	√	√	√		
120 Series	F22/F23/F45	Any	Any	LM Lights Module	√	√	√	√	√	√
121 Series	F22/F23/F45	Any	Any	LM Lights module 2	√	√	√	√	√	√
122 Series	F22/F23/F45	Any	Any	LM2 Lights module 2	√	√	√	√	√	√
123 Series	F22/F23/F45	Any	Any	LRA Automatic headlight vertical aim control	√	√	√			
124 Series	F22/F23/F45	Any	Any	LRA Headlight vertical aim control	√	√	√	√	√	√
125 Series	F22/F23/F45	Any	Any	LRR Long Range Radar	√	√	√			
126 Series	F22/F23/F45	Any	Any	LSZ/LCM (Lights switching center)	√	√	√	√	√	√
127 Series	F22/F23/F45	Any	Any	M-ASK-BO User interface	√	√	√	√	√	√
128 Series	F22/F23/F45	Any	Any	M-ASK-GW Gateway	√	√	√	√	√	√
129 Series	F22/F23/F45	Any	Any	M-ASK-NAV Navigation system	√	√	√	√	√	√
130 Series	F22/F23/F45	Any	Any	MFL Multifunction steering wheel I	√	√	√	√		
131 Series	F22/F23/F45	Any	Any	MID Multi Information Display	√	√	√			
132 Series	F22/F23/F45	Any	Any	MPM Micro-power module	√	√	√	√	√	√
133 Series	F22/F23/F45	Any	Any	MRS Multiple Restraint System	√	√	√	√		
134 Series	F22/F23/F45	Any	Any	MRS/AirBag (Multiple Restraint System)	√	√	√			
135 Series	F22/F23/F45	Any	Any	MRS/AirBag(Multiple Restraint System)	√	√	√			
136 Series	F22/F23/F45	Any	Any	MRS/AirBag/SIM (Multiple Restraint System)	√	√	√	√	√	√
137 Series	F22/F23/F45	Any	Any	NAV Navigation computer	√	√	√	√		
138 Series	F22/F23/F45	Any	Any	NAV Navigation computer, Europe	√	√	√	√		
139 Series	F22/F23/F45	Any	Any	NAV Navigation system	√	√	√	√	√	√
140 Series	F22/F23/F45	Any	Any	NVE Night Vision Electronics	√	√	√	√	√	√
141 Series	F22/F23/F45	Any	Any	NVK Night vision camera	√	√	√	√	√	√
142 Series	F22/F23/F45	Any	Any	PDC Park Distance Control	√	√	√	√	√	√
143 Series	F22/F23/F45	Any	Any	PM Power module	√	√	√	√	√	√
144 Series	F22/F23/F45	Any	Any	QMVHL Lateral-moment distribution,rear axle	√	√	√	√	√	√
145 Series	F22/F23/F45	Any	Any	RAD Radio	√	√	√	√	√	√
146 Series	F22/F23/F45	Any	Any	RAD2-BO User interface	√	√	√	√	√	√
147 Series	F22/F23/F45	Any	Any	RAD2-GW Gateway	√	√	√	√		
148 Series	F22/F23/F45	Any	Any	RAD2-GW Gateway	√	√	√	√	√	√
149 Series	F22/F23/F45	Any	Any	RAD2-Tire pressure control	√	√	√	√		



150 Series F22/F23/F45	Any	Any	RDC/RDW Tyre pressure check	√	√	√	√		
151 Series F22/F23/F45	Any	Any	RFK Reversing camera	√	√	√	√	√	√
152 Series F22/F23/F45	Any	Any	RLS Rain/Light Sensor	√	√	√	√		
153 Series F22/F23/F45	Any	Any	RLS/AIC (Rain/Light Sensor/Automatic interval Control)	√	√	√	√		
154 Series F22/F23/F45	Any	Any	RLSS Rain/light solar sensor	√	√	√	√	√	√
155 Series F22/F23/F45	Any	Any	RLSS Solar Rain/Light Sensor	√	√	√	√	√	√
156 Series F22/F23/F45	Any	Any	RSE Rear Seat Entertainment	√	√	√	√	√	√
157 Series F22/F23/F45	Any	Any	RSE Rear seat entertainment	√	√	√	√	√	√
158 Series F22/F23/F45	Any	Any	SASL Satellite,A-pillar,left	√	√	√	√		
159 Series F22/F23/F45	Any	Any	SASR Satellite,A-pillar,right	√	√	√	√		
160 Series F22/F23/F45	Any	Any	SBSL Satellite,B-pillar,left	√	√	√	√		
161 Series F22/F23/F45	Any	Any	SBSR Satellite,B-pillar,right	√	√	√	√		
162 Series F22/F23/F45	Any	Any	SBSR Satellite,B-pillar,right	√	√	√	√	√	√
163 Series F22/F23/F45	Any	Any	SDARS Satellite tuner (US)	√	√	√	√	√	√
164 Series F22/F23/F45	Any	Any	SEC1 Supplementary control unit 1	√	√	√			
165 Series F22/F23/F45	Any	Any	SEC2 Supplementary control unit 2	√	√	√			
166 Series F22/F23/F45	Any	Any	SFZ Satellite vehicle center	√	√	√	√		
167 Series F22/F23/F45	Any	Any	SG-FD Control unit,rear-compartment display	√	√	√	√		
168 Series F22/F23/F45	Any	Any	SG-FD-GW Control unit,rear-compartment display(gateway)	√	√	√	√	√	√
169 Series F22/F23/F45	Any	Any	SGM-SIM Safety and Gateway Module(SIM)	√	√	√	√	√	√
170 Series F22/F23/F45	Any	Any	SGM-ZGM Safety and Gateway Module(ZGM)	√	√	√			
171 Series F22/F23/F45	Any	Any	SHD Slide/tilt sunroof 2	√	√	√	√	√	√
172 Series F22/F23/F45	Any	Any	SHD Sliding/tilting sunroof	√	√	√	√	√	√
173 Series F22/F23/F45	Any	Any	SHD Sliding/tilting sunroof module	√	√	√	√	√	√
174 Series F22/F23/F45	Any	Any	SHD Sliding/titing sunroof	√	√	√			
175 Series F22/F23/F45	Any	Any	SHZH Independent/auxiliary heater	√	√	√	√	√	√
176 Series F22/F23/F45	Any	Any	SIM Safety and information module	√	√	√	√	√	√
177 Series F22/F23/F45	Any	Any	SINE Siren and tilt sensor	√	√	√	√		
178 Series F22/F23/F45	Any	Any	SINE Siren with tilt sensor	√	√	√	√	√	√
179 Series F22/F23/F45	Any	Any	SMBF Seat module,passenger	√	√	√	√	√	√
180 Series F22/F23/F45	Any	Any	SMBFH Seat module,passenger'sside,rear	√	√	√	√	√	√
181 Series F22/F23/F45	Any	Any	SMF/SM/SLM (Seat memory,driver)	√	√	√	√	√	√
182 Series F22/F23/F45	Any	Any	SMFA Seat module,driver	√	√	√	√	√	√
183 Series F22/F23/F45	Any	Any	SMFAH Seat module,driver'sside,rear	√	√	√	√	√	√
184 Series F22/F23/F45	Any	Any	SPMBT Mirror memory,passenger	√	√	√	√	√	√
185 Series F22/F23/F45	Any	Any	SPMFT Mirror memory,driver	√	√	√	√	√	√
186 Series F22/F23/F45	Any	Any	SSBF Satellite,seat,passenger	√	√	√	√		
187 Series F22/F23/F45	Any	Any	SSEA Satellite,seat,driver	√	√	√	√		
188 Series F22/F23/F45	Any	Any	SSEB Satellite,seat,rear	√	√	√	√	√	√

189 Series_F22/F23/F45	Any	Any	STH park heating							
190 Series_F22/F23/F45	Any	Any	STVL Satellite,door,front left	√	√	√	√			
191 Series_F22/F23/F45	Any	Any	STVR Satellite,door,front right	√	√	√	√			
192 Series_F22/F23/F45	Any	Any	SVS Language processing system	√	√	√	√			
193 Series_F22/F23/F45	Any	Any	SVT Servotronic							
194 Series_F22/F23/F45	Any	Any	SZL Switch center,steering column	√	√	√	√	√	√	
195 Series_F22/F23/F45	Any	Any	SZM Switching center,center console	√	√	√	√	√	√	
196 Series_F22/F23/F45	Any	Any	Short test	√	√	√				
197 Series_F22/F23/F45	Any	Any	TCU Telematic Control Unit	√	√	√	√	√	√	
198 Series_F22/F23/F45	Any	Any	TEL Telephone	√	√	√	√			
199 Series_F22/F23/F45	Any	Any	TMBF Door module,front passenger	√	√	√	√	√	√	
200 Series_F22/F23/F45	Any	Any	TMBFH Door module,passenger'sside,rear	√	√	√	√			
201 Series_F22/F23/F45	Any	Any	TMBFT Door module,passenger door	√	√	√	√			
202 Series_F22/F23/F45	Any	Any	TMFA Door module,driver	√	√	√	√	√	√	
203 Series_F22/F23/F45	Any	Any	TMFAH Door module,driver'sside,rear	√	√	√	√			
204 Series_F22/F23/F45	Any	Any	TMFAT Door module,driver's door	√	√	√	√			
205 Series_F22/F23/F45	Any	Any	TR SVC All round view camera	√	√	√	√	√	√	
206 Series_F22/F23/F45	Any	Any	ULF Universal charging and hands-free facility	√	√	√	√	√	√	
207 Series_F22/F23/F45	Any	Any	ULF-SBX-H Interface box High	√	√	√	√	√	√	
208 Series_F22/F23/F45	Any	Any	VDM Vertical Dynamics Management	√	√	√	√	√	√	
209 Series_F22/F23/F45	Any	Any	VID Video module	√	√	√				
210 Series_F22/F23/F45	Any	Any	VM Video Module	√	√	√	√	√	√	
211 Series_F22/F23/F45	Any	Any	VSW Video switch	√	√	√	√	√	√	
212 Series_F22/F23/F45	Any	Any	VTC Valvetronic	√	√	√				
213 Series_F22/F23/F45	Any	Any	VTC2 Valvetronic 2	√	√	√				
214 Series_F22/F23/F45	Any	Any	VTG Transfer case	√	√	√	√	√	√	
215 Series_F22/F23/F45	Any	Any	WIM Wiper module	√	√	√	√	√	√	
216 Series_F22/F23/F45	Any	Any	ZGM Central Gateway Module	√	√	√	√	√	√	
217 Series_F22/F23/F45	Any	Any	ZKE Central body electronics BC 1	√	√	√	√	√	√	
218 Series_F22/F23/F45	Any	Any	ZKE/GM (Central body electronics/GM base module)	√	√	√	√	√	√	
3 Series_E30	Any	Any	ABS/ASC/DSC (Dynamic Stability Control)	√	√	√	√	√	√	
3 Series_E30	Any	Any	ACC Active cruise control	√	√	√	√	√	√	
3 Series_E30	Any	Any	ACC/ACC2 Active Cruise Control	√	√	√				
3 Series_E30	Any	Any	ACSM Crash Safety Module	√	√	√	√	√	√	
3 Series_E30	Any	Any	ACSM/MRS Crash Safety Module	√	√	√	√			
3 Series_E30	Any	Any	AHL Adaptive directional headlights	√	√	√	√	√	√	
3 Series_E30	Any	Any	AHM Trailer module	√	√	√	√	√	√	
3 Series_E30	Any	Any	AL active front steering (AFS70)	√	√	√	√			
3 Series_E30	Any	Any	AL active steering	√	√	√	√	√	√	
3 Series_E30	Any	Any	ALPBF Active backrest width,front passenger	√	√	√	√			

3 Series_E30	Any	Any	ALBFA Active backrest width,driver	√	√	√	√		
3 Series_E30	Any	Any	AMP Amplifier	√	√	√	√	√	√
3 Series_E30	Any	Any	AMPH Hi-Fi amplifier	√	√	√	√	√	√
3 Series_E30	Any	Any	AMPT Top Hi-Fi amplifier	√	√	√	√	√	√
3 Series_E30	Any	Any	ANT Antenna/antenna tuner	√	√	√	√	√	√
3 Series_E30	Any	Any	ARS Dynamic Drive	√	√	√	√	√	√
3 Series_E30	Any	Any	ARS Dynamic Drive 2	√	√	√	√	√	√
3 Series_E30	Any	Any	ASK Audio system controller	√	√	√	√	√	√
3 Series_E30	Any	Any	BM On-board monitor						
3 Series_E30	Any	Any	BM/MIR (On-board monitor/Multi-Information Radio)	√	√	√	√	√	√
3 Series_E30	Any	Any	BZM Control center, center console	√	√	√	√	√	√
3 Series_E30	Any	Any	CA Comfort Access	√	√	√	√	√	√
3 Series_E30	Any	Any	CAN / byteflight	√	√	√			
3 Series_E30	Any	Any	CAN communication analysis	√	√	√			
3 Series_E30	Any	Any	CAS Car Access System	√	√	√	√	√	√
3 Series_E30	Any	Any	CCC-A Applications	√	√	√	√	√	√
3 Series_E30	Any	Any	CCC-ANT Aerial tuner	√	√	√	√	√	√
3 Series_E30	Any	Any	CCC-ASK Audio system controller	√	√	√	√	√	√
3 Series_E30	Any	Any	CCC-GW Gateway	√	√	√	√	√	√
3 Series_E30	Any	Any	CD Control Display	√	√	√	√		
3 Series_E30	Any	Any	CD-GW Control Display(Gateway)	√	√	√	√	√	√
3 Series_E30	Any	Any	CDC CD Changer	√	√	√	√	√	√
3 Series_E30	Any	Any	CEM Clean Energy Module	√	√	√	√		
3 Series_E30	Any	Any	CHAMP-BO User interface X	√	√	√	√		
3 Series_E30	Any	Any	CHAMP-GW Gateway X	√	√	√	√		
3 Series_E30	Any	Any	CIC User interface	√	√	√	√	√	√
3 Series_E30	Any	Any	CIC-GW Gateway	√	√	√	√	√	√
3 Series_E30	Any	Any	CIC/CHAMP Car headunit column	√	√	√	√	√	√
3 Series_E30	Any	Any	CID Central Information Display	√	√	√	√	√	√
3 Series_E30	Any	Any	CIM Chassis integration Module	√	√	√	√	√	√
3 Series_E30	Any	Any	CON Controller	√	√	√	√	√	√
3 Series_E30	Any	Any	CVM Convertible top module	√	√	√	√	√	√
3 Series_E30	Any	Any	DAB Digital tuner	√	√	√	√	√	√
3 Series_E30	Any	Any	DDE Diesel Electronics	√	√	√	√	√	√
3 Series_E30	Any	Any	DME Digital Engine/Gearbox Electronics 2	√	√	√	√	√	√
3 Series_E30	Any	Any	DME Digital Motor Electronics	√	√	√	√	√	√
3 Series_E30	Any	Any	DME Motor Electronics	√	√	√	√	√	√
3 Series_E30	Any	Any	DME/DDE (Motor/Diesel Electronics)	√	√	√	√	√	√
3 Series_E30	Any	Any	DME/DDE Motor Electronics	√	√	√	√	√	√
3 Series_E30	Any	Any	DME2/DME2 Digital motor electronics 2	√	√	√	√	√	√
3 Series_E30	Any	Any	DSC Dynamic Stability Control	√	√	√	√	√	√
3 Series_E30	Any	Any	DSC (Basic) Dynamic Stability Control	√	√	√	√	√	√
3 Series_E30	Any	Any	DSP Digital Sound Processor						

3 Series_E30	Any	Any	DVD CD Changer	√	√	√	√		
3 Series_E30	Any	Any	DVD-C DVD changer	√	√	√	√	√	√
3 Series_E30	Any	Any	DVDC DVD Changer	√	√	√	√	√	√
3 Series_E30	Any	Any	DWA antitheft alarm system	√	√	√	√	√	√
3 Series_E30	Any	Any	EDC Damper Control	√	√	√	√	√	√
3 Series_E30	Any	Any	EDC Electronic Damper Control	√	√	√	√	√	√
3 Series_E30	Any	Any	EDCSHL Damper satellite, rear left	√	√	√	√	√	√
3 Series_E30	Any	Any	EDCSHR Damper satellite, rear right	√	√	√	√	√	√
3 Series_E30	Any	Any	EDCSVL Damper satellite, front left	√	√	√	√	√	√
3 Series_E30	Any	Any	EDCSVR Damper satellite, front right	√	√	√	√	√	√
3 Series_E30	Any	Any	EGS 6HPTU transmission control	√	√	√	√	√	√
3 Series_E30	Any	Any	EGS transmission management	√	√	√	√	√	√
3 Series_E30	Any	Any	EHC Electronic Height Control	√	√	√	√	√	√
3 Series_E30	Any	Any	EHC Electronic Ride-Height Control	√	√	√	√	√	√
3 Series_E30	Any	Any	EHC Ride level(Height) Control	√	√	√	√	√	√
3 Series_E30	Any	Any	EHC/EHC2 (Electronic ride-level control)	√	√	√	√	√	√
3 Series_E30	Any	Any	EHPS Electro-hydraulic steering assistance	√	√	√	√	√	√
3 Series_E30	Any	Any	EKP Fuel pump	√	√	√	√	√	√
3 Series_E30	Any	Any	EKPS Fuel pump	√	√	√	√	√	√
3 Series_E30	Any	Any	EKPS Fuel-pump control	√	√	√	√	√	√
3 Series_E30	Any	Any	EMF Parking brake	√	√	√	√	√	√
3 Series_E30	Any	Any	EML Electronic engine-power control	√	√	√			
3 Series_E30	Any	Any	EPS Electronic Power Steering	√	√	√	√	√	√
3 Series_E30	Any	Any	EWS Electronic immobilizer	√	√	√	√		
3 Series_E30	Any	Any	EWS Vehicle immobilizer	√	√	√	√		
3 Series_E30	Any	Any	FBI Flexible Bus Interface	√	√	√	√		
3 Series_E30	Any	Any	FBZM Rear compartment,controlcenter,center console	√	√	√	√	√	√
3 Series_E30	Any	Any	FCON Rear compartment controller	√	√	√	√	√	√
3 Series_E30	Any	Any	FD Rear-cabin display	√	√	√	√		
3 Series_E30	Any	Any	FD Rear-compartment display	√	√	√	√	√	√
3 Series_E30	Any	Any	FD2 Rear-compartment display2	√	√	√	√	√	√
3 Series_E30	Any	Any	FID Read-compartment information display	√	√	√			
3 Series_E30	Any	Any	FKA Rear heater/air conditioning	√	√	√	√	√	√
3 Series_E30	Any	Any	FKA Rear-cabin automatic A/C	√	√	√	√	√	√
3 Series_E30	Any	Any	FKA Rear-compartment air conditioning	√	√	√	√	√	√
3 Series_E30	Any	Any	FLA High Beam Assist	√	√	√	√	√	√
3 Series_E30	Any	Any	FRM Footwell module	√	√	√	√	√	√
3 Series_E30	Any	Any	FRM/FRM2 Footwell module	√	√	√	√	√	√
3 Series_E30	Any	Any	FRM2 Footwell module 2	√	√	√	√	√	√
3 Series_E30	Any	Any	FZD Function centre,roof	√	√	√	√	√	√
3 Series_E30	Any	Any	GR Brake control	√	√	√			

3 Series_E30	Any	Any	GWS Gear selector switch	√	√	√	√	√	√
3 Series_E30	Any	Any	HKL Rear-lid lift	√	√	√	√	√	√
3 Series_E30	Any	Any	HKL Rear-lid module X	√	√	√	√		
3 Series_E30	Any	Any	ICM Integrated Chassis Management	√	√	√	√	√	√
3 Series_E30	Any	Any	ICM Integronic Power Steering	√	√	√	√	√	√
3 Series_E30	Any	Any	IHKA Heater/automatic A/C control	√	√	√	√	√	√
3 Series_E30	Any	Any	IHKA Integrated automatic heating/air conditioning	√	√	√	√	√	√
3 Series_E30	Any	Any	IHKA Integrated heating /air conditioning	√	√	√	√	√	√
3 Series_E30	Any	Any	IHKA/IHKR Integrated heating/air conditioning	√	√	√	√	√	√
3 Series_E30	Any	Any	IHKS Integrated heating/air-conditioning control	√	√	√	√	√	√
3 Series_E30	Any	Any	IHS Heater control	√	√	√	√	√	√
3 Series_E30	Any	Any	INSTR Instrumint cluster	√	√	√	√	√	√
3 Series_E30	Any	Any	JBE Junction-box electronics	√	√	√	√	√	√
3 Series_E30	Any	Any	JBE2 Junction Box electronics 2	√	√	√	√	√	√
3 Series_E30	Any	Any	JNAV Navigation system,Japan	√	√	√	√	√	√
3 Series_E30	Any	Any	KBM Body basic module	√	√	√	√	√	√
3 Series_E30	Any	Any	KGM Body Gateway Module	√	√	√	√	√	√
3 Series_E30	Any	Any	KHI Headphones interface	√	√	√	√	√	√
3 Series_E30	Any	Any	KNAV Navigation system,Korea	√	√	√	√	√	√
3 Series_E30	Any	Any	KOM Instrument cluster	√	√	√	√	√	√
3 Series_E30	Any	Any	KOM/IKE/IKI/INSTR(Instrument cluster)	√	√	√	√	√	√
3 Series_E30	Any	Any	KOMBI2 additional Instruments						
3 Series_E30	Any	Any	LEW Steering–angle sensor	√	√	√	√		
3 Series_E30	Any	Any	LEW/LWS (Steering angle sensor)	√	√	√	√		
3 Series_E30	Any	Any	LM Lights Module	√	√	√	√	√	√
3 Series_E30	Any	Any	LM Lights module 2	√	√	√	√	√	√
3 Series_E30	Any	Any	LM2 Lights module 2	√	√	√	√	√	√
3 Series_E30	Any	Any	LRA Automatic headlight vertical aim control	√	√	√			
3 Series_E30	Any	Any	LRA Headlight vertical aim control	√	√	√	√	√	√
3 Series_E30	Any	Any	LRR Long Range Radar	√	√	√			
3 Series_E30	Any	Any	LSZ/LCM (Lights switching center)	√	√	√	√	√	√
3 Series_E30	Any	Any	M-ASK-BO User interface	√	√	√	√	√	√
3 Series_E30	Any	Any	M-ASK-GW Gateway	√	√	√	√	√	√
3 Series_E30	Any	Any	M-ASK-NAV Navigation system	√	√	√	√	√	√
3 Series_E30	Any	Any	MFL Multifunction steering wheel I	√	√	√	√		
3 Series_E30	Any	Any	MID Multi Information Display	√	√	√			
3 Series_E30	Any	Any	MPM Micro-power module	√	√	√	√	√	√
3 Series_E30	Any	Any	MRS Multiple Restraint System	√	√	√	√		
3 Series_E30	Any	Any	MRS/AirBag (Multiple Restraint System)	√	√	√			
3 Series_E30	Any	Any	MRS/AirBag (Multiple Restraint System)	√	√	√			

3 Series_E30	Any	Any	MRS/AirBag/SIM (Multiple Restraint System)	√	√	√	√	√	√
3 Series_E30	Any	Any	NAV Navigation computer	√	√	√	√		
3 Series_E30	Any	Any	NAV Navigation computer, Europe	√	√	√	√		
3 Series_E30	Any	Any	NAV Navigation system	√	√	√	√	√	√
3 Series_E30	Any	Any	NVE Night Vision Electronics	√	√	√	√	√	√
3 Series_E30	Any	Any	NVK Night vision camera	√	√	√	√	√	√
3 Series_E30	Any	Any	PDC Park Distance Control	√	√	√	√	√	√
3 Series_E30	Any	Any	PM Power module	√	√	√	√	√	√
3 Series_E30	Any	Any	QMVHL Lateral-moment distribution,rear axle	√	√	√	√	√	√
3 Series_E30	Any	Any	RAD Radio	√	√	√	√	√	√
3 Series_E30	Any	Any	RAD2-BO User interface	√	√	√	√	√	√
3 Series_E30	Any	Any	RAD2-GW Gateway	√	√	√	√		
3 Series_E30	Any	Any	RAD2-GW Gateway	√	√	√	√	√	√
3 Series_E30	Any	Any	RDC Tire pressure control	√	√	√	√		
3 Series_E30	Any	Any	RDC/RDW Tyre pressure check	√	√	√	√		
3 Series_E30	Any	Any	RFK Reversing camera	√	√	√	√	√	√
3 Series_E30	Any	Any	RLS Rain/Light Sensor	√	√	√	√		
3 Series_E30	Any	Any	RLS/AIC (Rain/Light Sensor/Automatic interval Control)	√	√	√	√		
3 Series_E30	Any	Any	RLSS Rain/light solar sensor	√	√	√	√	√	√
3 Series_E30	Any	Any	RLSS Solar Rain/Light Sensor	√	√	√	√	√	√
3 Series_E30	Any	Any	RSE Rear Seat Entertainment	√	√	√	√	√	√
3 Series_E30	Any	Any	RSE Rear seat entertainment	√	√	√	√	√	√
3 Series_E30	Any	Any	SASL Satellite,A-pillar,left	√	√	√	√		
3 Series_E30	Any	Any	SASR Satellite,A-pillar,right	√	√	√	√		
3 Series_E30	Any	Any	SBSL Satellite,B-pillar,left	√	√	√	√		
3 Series_E30	Any	Any	SBSR Satellite,B-pillar,right	√	√	√	√		
3 Series_E30	Any	Any	SBSR Satellite,B-pillar,right	√	√	√	√	√	√
3 Series_E30	Any	Any	SDARS Satellite tuner (US)	√	√	√	√	√	√
3 Series_E30	Any	Any	SEC1 Supplementary control unit 1	√	√	√			
3 Series_E30	Any	Any	SEC2 Supplementary control unit 2	√	√	√			
3 Series_E30	Any	Any	SFZ Satellite vehicle center	√	√	√	√		
3 Series_E30	Any	Any	SG-FD Control unit,rear-compartment display	√	√	√	√		
3 Series_E30	Any	Any	SG-FD-GW Control unit,rear-compartment display(gateway)	√	√	√	√	√	√
3 Series_E30	Any	Any	SGM-SIM Safety and Gateway Module(SIM)	√	√	√	√	√	√
3 Series_E30	Any	Any	SGM-ZGM Safety and Gateway Module(ZGM)	√	√	√			
3 Series_E30	Any	Any	SHD Slide/tilt sunroof 2	√	√	√	√	√	√
3 Series_E30	Any	Any	SHD Sliding/tilting sunroof	√	√	√	√	√	√
3 Series_E30	Any	Any	SHD Sliding/tilting sunroof module	√	√	√	√	√	√

3 Series E30	Any	Any	SHD Sliding/tilting sunroof	√	√	√			
3 Series E30	Any	Any	SHZH Independent/auxiliary heater	√	√	√	√	√	√
3 Series E30	Any	Any	SIM Safety and information module	√	√	√	√	√	√
3 Series E30	Any	Any	SINE Siren and tilt sensor	√	√	√	√		
3 Series E30	Any	Any	SINE Siren with tilt sensor	√	√	√	√	√	√
3 Series E30	Any	Any	SMBF Seat module,passenger	√	√	√	√	√	√
3 Series_E30	Any	Any	SMBFH Seat module,passenger'sside,rear	√	√	√	√	√	√
3 Series E30	Any	Any	SMF/SM/SLM (Seat memory,driver)	√	√	√	√	√	√
3 Series E30	Any	Any	SMFA Seat module,driver	√	√	√	√	√	√
3 Series E30	Any	Any	SMFAH Seat module,driver'sside,rear	√	√	√	√	√	√
3 Series_E30	Any	Any	SPMBT Mirror memory,passenger	√	√	√	√	√	√
3 Series E30	Any	Any	SPMFT Mirror memory,driver	√	√	√	√	√	√
3 Series E30	Any	Any	SSBF Satellite,seat,passenger	√	√	√	√		
3 Series E30	Any	Any	SSFA Satellite,seat,driver	√	√	√	√		
3 Series E30	Any	Any	SSH Satellite,seat,rear	√	√	√	√	√	√
3 Series E30	Any	Any	STH park heating						
3 Series E30	Any	Any	STVL Satellite,door,front left	√	√	√	√		
3 Series E30	Any	Any	STVR Satellite,door,front right	√	√	√	√		
3 Series E30	Any	Any	SVS Language processing system	√	√	√	√		
3 Series E30	Any	Any	SVT Servotronic						
3 Series_E30	Any	Any	SZL Switch center,steering column	√	√	√	√	√	√
3 Series_E30	Any	Any	SZM Switching center,center console	√	√	√	√	√	√
3 Series E30	Any	Any	Short test	√	√	√			
3 Series E30	Any	Any	TCU Telematic Control Unit	√	√	√	√	√	√
3 Series E30	Any	Any	TEL Telephone	√	√	√	√		
3 Series E30	Any	Any	TMBF Door module,front passenger	√	√	√	√	√	√
3 Series_E30	Any	Any	TMBFH Door module,passenger'sside,rear	√	√	√	√		
3 Series E30	Any	Any	TMBFT Door module,passenger door	√	√	√	√		
3 Series E30	Any	Any	TMFA Door module,driver	√	√	√	√	√	√
3 Series E30	Any	Any	TMFAH Door module,driver'sside,rear	√	√	√	√		
3 Series E30	Any	Any	TMFAT Door module,driver's door	√	√	√	√		
3 Series_E30	Any	Any	TRSVC All round view camera	√	√	√	√	√	√
3 Series_E30	Any	Any	ULF Universal charging and hands-free facility	√	√	√	√	√	√
3 Series E30	Any	Any	ULF-SBX-H Interface box High	√	√	√	√	√	√
3 Series E30	Any	Any	VDM Vertical Dynamics Management	√	√	√	√	√	√
3 Series E30	Any	Any	VID Video module	√	√	√			
3 Series E30	Any	Any	VM Video Module	√	√	√	√	√	√
3 Series E30	Any	Any	VSW Video switch	√	√	√	√	√	√
3 Series E30	Any	Any	VTC Valvetronic	√	√	√			
3 Series E30	Any	Any	VTC2 Valvetronic 2	√	√	√			
3 Series E30	Any	Any	VTC Transfer case	√	√	√	√	√	√
3 Series E30	Any	Any	VTC Wiper module	√	√	√	√	√	√

3 Series_E30	Any	Any	ZGM Central Gateway Module	√	√	√	√	√	√
3 Series_E30	Any	Any	ZKE Central body electronics BC 1	√	√	√	√	√	√
3 Series_E30	Any	Any	ZKE/GM (Central body electronics/GM base module)	√	√	√	√	√	√
3 Series_E36	316g,316i,318i,318is,318tds,318ti,320i,323i,323ti,325tds,328i,M3	1998-2000	ABS/ASC/DSC (Dynamic Stability Control)	√	√	√	√	√	√
3 Series_E36	316g,316i,318i,318is,318tds,318ti,320i,323i,323ti,325tds,328i,M3	1998-2000	ACC Active cruise control	√	√	√	√	√	√
3 Series_E36	316g,316i,318i,318is,318tds,318ti,320i,323i,323ti,325tds,328i,M3	1998-2000	ACC/ACC2 Active Cruise Control	√	√	√			
3 Series_E36	316g,316i,318i,318is,318tds,318ti,320i,323i,323ti,325tds,328i,M3	1998-2000	ACSM Crash Safety Module	√	√	√	√	√	√
3 Series_E36	316g,316i,318i,318is,318tds,318ti,320i,323i,323ti,325tds,328i,M3	1998-2000	ACSM/MRS Crash Safety Module	√	√	√	√		
3 Series_E36	316g,316i,318i,318is,318tds,318ti,320i,323i,323ti,325tds,328i,M3	1998-2000	AHL Adaptive directional headlights	√	√	√	√	√	√
3 Series_E36	316g,316i,318i,318is,318tds,318ti,320i,323i,323ti,325tds,328i,M3	1998-2000	AHM Trailer module	√	√	√	√	√	√
3 Series_E36	316g,316i,318i,318is,318tds,318ti,320i,323i,323ti,325tds,328i,M3	1998-2000	AL active front steering (AFS70)	√	√	√	√		
3 Series_E36	316g,316i,318i,318is,318tds,318ti,320i,323i,323ti,325tds,328i,M3	1998-2000	AL active steering	√	√	√	√	√	√
3 Series_E36	316g,316i,318i,318is,318tds,318ti,320i,323i,323ti,325tds,328i,M3	1998-2000	ALBBF Active backrest width,front passenger	√	√	√	√		
3 Series_E36	316g,316i,318i,318is,318tds,318ti,320i,323i,323ti,325tds,328i,M3	1998-2000	ALBFA Active backrest width,driver	√	√	√	√		
3 Series_E36	316g,316i,318i,318is,318tds,318ti,320i,323i,323ti,325tds,328i,M3	1998-2000	AMP Amplifier	√	√	√	√	√	√
3 Series_E36	316g,316i,318i,318is,318tds,318ti,320i,323i,323ti,325tds,328i,M3	1998-2000	AMPH Hi-Fi amplifier	√	√	√	√	√	√
3 Series_E36	316g,316i,318i,318is,318tds,318ti,320i,323i,323ti,325tds,328i,M3	1998-2000	AMPT Top Hi-Fi amplifier	√	√	√	√	√	√
3 Series_E36	316g,316i,318i,318is,318tds,318ti,320i,323i,323ti,325tds,328i,M3	1998-2000	ANT Antenna/antenna tuner	√	√	√	√	√	√
3 Series_E36	316g,316i,318i,318is,318tds,318ti,320i,323i,323ti,325tds,328i,M3	1998-2000	ARS Dynamic Drive	√	√	√	√	√	√
3 Series_E36	316g,316i,318i,318is,318tds,318ti,320i,323i,323ti,325tds,328i,M3	1998-2000	ARS Dynamic Drive 2	√	√	√	√	√	√
3 Series_E36	316g,316i,318i,318is,318tds,318ti,320i,323i,323ti,325tds,328i,M3	1998-2000	ASK Audio system controller	√	√	√	√	√	√
3 Series_E36	316g,316i,318i,318is,318tds,318ti,320i,323i,323ti,325tds,328i,M3	1998-2000	BM On-board monitor						
3 Series_E36	316g,316i,318i,318is,318tds,318ti,320i,323i,323ti,325tds,328i,M3	1998-2000	BM/MIR (On-board monitor/Multi-Information Radio)	√	√	√	√	√	√
3 Series_E36	316g,316i,318i,318is,318tds,318ti,320i,323i,323ti,325tds,328i,M3	1998-2000	BZM Control center, center console	√	√	√	√	√	√



3 Series_E36	316g,316i,318i,318is,318tds,318ti,320i,323i,323ti,325tds,328i,M3	1998-2000	CA Comfort Access	√	√	√	√	√	√
3 Series_E36	316g,316i,318i,318is,318tds,318ti,320i,323i,323ti,325tds,328i,M3	1998-2000	CAN / byteflight	√	√	√			
3 Series_E36	316g,316i,318i,318is,318tds,318ti,320i,323i,323ti,325tds,328i,M3	1998-2000	CAN communication analysis	√	√	√			
3 Series_E36	316g,316i,318i,318is,318tds,318ti,320i,323i,323ti,325tds,328i,M3	1998-2000	CAS Car Access System	√	√	√	√	√	√
3 Series_E36	316g,316i,318i,318is,318tds,318ti,320i,323i,323ti,325tds,328i,M3	1998-2000	CCC-A Applications	√	√	√	√	√	√
3 Series_E36	316g,316i,318i,318is,318tds,318ti,320i,323i,323ti,325tds,328i,M3	1998-2000	CCC-ANT Aerial tuner	√	√	√	√	√	√
3 Series_E36	316g,316i,318i,318is,318tds,318ti,320i,323i,323ti,325tds,328i,M3	1998-2000	CCC-ASK Audio system controller	√	√	√	√	√	√
3 Series_E36	316g,316i,318i,318is,318tds,318ti,320i,323i,323ti,325tds,328i,M3	1998-2000	CCC-GW Gateway	√	√	√	√	√	√
3 Series_E36	316g,316i,318i,318is,318tds,318ti,320i,323i,323ti,325tds,328i,M3	1998-2000	CD Control Display	√	√	√	√		
3 Series_E36	316g,316i,318i,318is,318tds,318ti,320i,323i,323ti,325tds,328i,M3	1998-2000	CD-GW Control Display(Gateway)	√	√	√	√	√	√
3 Series_E36	316g,316i,318i,318is,318tds,318ti,320i,323i,323ti,325tds,328i,M3	1998-2000	CDC CD Changer	√	√	√	√	√	√
3 Series_E36	316g,316i,318i,318is,318tds,318ti,320i,323i,323ti,325tds,328i,M3	1998-2000	CEM Clean Energy Module	√	√	√	√		
3 Series_E36	316g,316i,318i,318is,318tds,318ti,320i,323i,323ti,325tds,328i,M3	1998-2000	CHAMP-BO User interface X	√	√	√	√		
3 Series_E36	316g,316i,318i,318is,318tds,318ti,320i,323i,323ti,325tds,328i,M3	1998-2000	CHAMP-GW Gateway X	√	√	√	√		
3 Series_E36	316g,316i,318i,318is,318tds,318ti,320i,323i,323ti,325tds,328i,M3	1998-2000	CIC User interface	√	√	√	√	√	√
3 Series_E36	316g,316i,318i,318is,318tds,318ti,320i,323i,323ti,325tds,328i,M3	1998-2000	CIC-GW Gateway	√	√	√	√	√	√
3 Series_E36	316g,316i,318i,318is,318tds,318ti,320i,323i,323ti,325tds,328i,M3	1998-2000	CIC/CHAMP Car headunit column	√	√	√	√	√	√
3 Series_E36	316g,316i,318i,318is,318tds,318ti,320i,323i,323ti,325tds,328i,M3	1998-2000	CID Central Information Display	√	√	√	√	√	√
3 Series_E36	316g,316i,318i,318is,318tds,318ti,320i,323i,323ti,325tds,328i,M3	1998-2000	CIM Chassis integration Module	√	√	√	√	√	√
3 Series_E36	316g,316i,318i,318is,318tds,318ti,320i,323i,323ti,325tds,328i,M3	1998-2000	CON Controller	√	√	√	√	√	√
3 Series_E36	316g,316i,318i,318is,318tds,318ti,320i,323i,323ti,325tds,328i,M3	1998-2000	CVM Convertible top module	√	√	√	√	√	√
3 Series_E36	316g,316i,318i,318is,318tds,318ti,320i,323i,323ti,325tds,328i,M3	1998-2000	DAB Digital tuner	√	√	√	√	√	√
3 Series_E36	316g,316i,318i,318is,318tds,318ti,320i,323i,323ti,325tds,328i,M3	1998-2000	DDF Diesel Electronics	√	√	√	√	√	√

3 Series_E36	316g,316i,318i,318is,318tds,318ti,320i,323i,323ti,325tds,328i,M3	1998-2000	DME Digital Engine/Gearbox Electronics 2	√	√	√	√	√	√
3 Series_E36	316g,316i,318i,318is,318tds,318ti,320i,323i,323ti,325tds,328i,M3	1998-2000	DME Digital Motor Electronics	√	√	√	√	√	√
3 Series_E36	316g,316i,318i,318is,318tds,318ti,320i,323i,323ti,325tds,328i,M3	1998-2000	DME Motor Electronics	√	√	√	√	√	√
3 Series_E36	316g,316i,318i,318is,318tds,318ti,320i,323i,323ti,325tds,328i,M3	1998-2000	DME/DDE (Motor/Diesel Electronics)	√	√	√	√	√	√
3 Series_E36	316g,316i,318i,318is,318tds,318ti,320i,323i,323ti,325tds,328i,M3	1998-2000	DME/DDE Motor Electronics	√	√	√	√	√	√
3 Series_E36	316g,316i,318i,318is,318tds,318ti,320i,323i,323ti,325tds,328i,M3	1998-2000	DME2/DME2 Digital motor electronics 2	√	√	√	√	√	√
3 Series_E36	316g,316i,318i,318is,318tds,318ti,320i,323i,323ti,325tds,328i,M3	1998-2000	DSC Dynamic Stability Control	√	√	√	√	√	√
3 Series_E36	316g,316i,318i,318is,318tds,318ti,320i,323i,323ti,325tds,328i,M3	1998-2000	DSC(Bosch)Dynamic Stability Control	√	√	√	√	√	√
3 Series_E36	316g,316i,318i,318is,318tds,318ti,320i,323i,323ti,325tds,328i,M3	1998-2000	DSP Digital Sound Processor						
3 Series_E36	316g,316i,318i,318is,318tds,318ti,320i,323i,323ti,325tds,328i,M3	1998-2000	DVD CD Changer	√	√	√	√		
3 Series_E36	316g,316i,318i,318is,318tds,318ti,320i,323i,323ti,325tds,328i,M3	1998-2000	DVD-C DVD changer	√	√	√	√	√	√
3 Series_E36	316g,316i,318i,318is,318tds,318ti,320i,323i,323ti,325tds,328i,M3	1998-2000	DVDC DVD Changer	√	√	√	√	√	√
3 Series_E36	316g,316i,318i,318is,318tds,318ti,320i,323i,323ti,325tds,328i,M3	1998-2000	DWA antitheft alarm system	√	√	√	√	√	√
3 Series_E36	316g,316i,318i,318is,318tds,318ti,320i,323i,323ti,325tds,328i,M3	1998-2000	EDC Damper Control	√	√	√	√	√	√
3 Series_E36	316g,316i,318i,318is,318tds,318ti,320i,323i,323ti,325tds,328i,M3	1998-2000	EDC Electronic Damper Control	√	√	√	√	√	√
3 Series_E36	316g,316i,318i,318is,318tds,318ti,320i,323i,323ti,325tds,328i,M3	1998-2000	EDCSHL Damper satellite, rear left	√	√	√	√	√	√
3 Series_E36	316g,316i,318i,318is,318tds,318ti,320i,323i,323ti,325tds,328i,M3	1998-2000	EDCSHR Damper satellite, rear right	√	√	√	√	√	√
3 Series_E36	316g,316i,318i,318is,318tds,318ti,320i,323i,323ti,325tds,328i,M3	1998-2000	EDCSVL Damper satellite, front left	√	√	√	√	√	√
3 Series_E36	316g,316i,318i,318is,318tds,318ti,320i,323i,323ti,325tds,328i,M3	1998-2000	EDCSVR Damper satellite, front right	√	√	√	√	√	√
3 Series_E36	316g,316i,318i,318is,318tds,318ti,320i,323i,323ti,325tds,328i,M3	1998-2000	EGS 6HPTU transmission control	√	√	√	√	√	√
3 Series_E36	316g,316i,318i,318is,318tds,318ti,320i,323i,323ti,325tds,328i,M3	1998-2000	EGS transmission management	√	√	√	√	√	√
3 Series_E36	316g,316i,318i,318is,318tds,318ti,320i,323i,323ti,325tds,328i,M3	1998-2000	EHC Electronic Height Control	√	√	√	√	√	√
3 Series_E36	316g,316i,318i,318is,318tds,318ti,320i,323i,323ti,325tds,328i,M3	1998-2000	EHC Electronic Ride-Height Control	√	√	√	√	√	√

3 Series_E36	316g,316i,318i,318is,318tds,318ti,320i,323i,323ti,325tds,328i,M3	1998-2000	EHC Ride level(Height) Control	√	√	√	√	√	√
3 Series_E36	316g,316i,318i,318is,318tds,318ti,320i,323i,323ti,325tds,328i,M3	1998-2000	EHC/EHC2 (Electronic ride-level control)	√	√	√	√	√	√
3 Series_E36	316g,316i,318i,318is,318tds,318ti,320i,323i,323ti,325tds,328i,M3	1998-2000	EHPS Electro-hydraulic steering assistance	√	√	√	√	√	√
3 Series_E36	316g,316i,318i,318is,318tds,318ti,320i,323i,323ti,325tds,328i,M3	1998-2000	EKP Fuel pump	√	√	√	√	√	√
3 Series_E36	316g,316i,318i,318is,318tds,318ti,320i,323i,323ti,325tds,328i,M3	1998-2000	EKPS Fuel pump	√	√	√	√	√	√
3 Series_E36	316g,316i,318i,318is,318tds,318ti,320i,323i,323ti,325tds,328i,M3	1998-2000	EKPS Fuel-pump control	√	√	√	√	√	√
3 Series_E36	316g,316i,318i,318is,318tds,318ti,320i,323i,323ti,325tds,328i,M3	1998-2000	EMF Parking brake	√	√	√	√	√	√
3 Series_E36	316g,316i,318i,318is,318tds,318ti,320i,323i,323ti,325tds,328i,M3	1998-2000	EML Electronic engine-power control	√	√	√			
3 Series_E36	316g,316i,318i,318is,318tds,318ti,320i,323i,323ti,325tds,328i,M3	1998-2000	EPS Electronic Power Steering	√	√	√	√	√	√
3 Series_E36	316g,316i,318i,318is,318tds,318ti,320i,323i,323ti,325tds,328i,M3	1998-2000	EWS Electronic immobilizer	√	√	√	√		
3 Series_E36	316g,316i,318i,318is,318tds,318ti,320i,323i,323ti,325tds,328i,M3	1998-2000	EWS Vehicle immobilizer	√	√	√	√		
3 Series_E36	316g,316i,318i,318is,318tds,318ti,320i,323i,323ti,325tds,328i,M3	1998-2000	FBI Flexible Bus Interface	√	√	√	√		
3 Series_E36	316g,316i,318i,318is,318tds,318ti,320i,323i,323ti,325tds,328i,M3	1998-2000	FBZM Rear compartment,controlcenter,center console	√	√	√	√	√	√
3 Series_E36	316g,316i,318i,318is,318tds,318ti,320i,323i,323ti,325tds,328i,M3	1998-2000	FCON Rear compartment controller	√	√	√	√	√	√
3 Series_E36	316g,316i,318i,318is,318tds,318ti,320i,323i,323ti,325tds,328i,M3	1998-2000	FD Rear-cabin display	√	√	√	√		
3 Series_E36	316g,316i,318i,318is,318tds,318ti,320i,323i,323ti,325tds,328i,M3	1998-2000	FD Rear-compartment display	√	√	√	√	√	√
3 Series_E36	316g,316i,318i,318is,318tds,318ti,320i,323i,323ti,325tds,328i,M3	1998-2000	FD2 Rear-compartment display2	√	√	√	√	√	√
3 Series_E36	316g,316i,318i,318is,318tds,318ti,320i,323i,323ti,325tds,328i,M3	1998-2000	FID Read-compartment information display	√	√	√			
3 Series_E36	316g,316i,318i,318is,318tds,318ti,320i,323i,323ti,325tds,328i,M3	1998-2000	FKA Rear heater/air conditioning	√	√	√	√	√	√
3 Series_E36	316g,316i,318i,318is,318tds,318ti,320i,323i,323ti,325tds,328i,M3	1998-2000	FKA Rear-cabin automatic A/C	√	√	√	√	√	√
3 Series_E36	316g,316i,318i,318is,318tds,318ti,320i,323i,323ti,325tds,328i,M3	1998-2000	FKA Rear-compartment air conditioning	√	√	√	√	√	√
3 Series_E36	316g,316i,318i,318is,318tds,318ti,320i,323i,323ti,325tds,328i,M3	1998-2000	FLA High Beam Assist	√	√	√	√	√	√
3 Series_E36	316g,316i,318i,318is,318tds,318ti,320i,323i,323ti,325tds,328i,M3	1998-2000	FRV Adaptive module	√	√	√	√	√	√



3 Series_E36	316g,316i,318i,318is,318tds,318ti,320i,323i,323ti,325tds,328i,M3	1998-2000	FRM/FRM2 Footwell module	√	√	√	√	√	√
3 Series_E36	316g,316i,318i,318is,318tds,318ti,320i,323i,323ti,325tds,328i,M3	1998-2000	FRM2 Footwell module 2	√	√	√	√	√	√
3 Series_E36	316g,316i,318i,318is,318tds,318ti,320i,323i,323ti,325tds,328i,M3	1998-2000	FZD Function centre,roof	√	√	√	√	√	√
3 Series_E36	316g,316i,318i,318is,318tds,318ti,320i,323i,323ti,325tds,328i,M3	1998-2000	GR Cruise control	√	√	√			
3 Series_E36	316g,316i,318i,318is,318tds,318ti,320i,323i,323ti,325tds,328i,M3	1998-2000	GWS Gear selector switch	√	√	√	√	√	√
3 Series_E36	316g,316i,318i,318is,318tds,318ti,320i,323i,323ti,325tds,328i,M3	1998-2000	HKL Rear-lid lift	√	√	√	√	√	√
3 Series_E36	316g,316i,318i,318is,318tds,318ti,320i,323i,323ti,325tds,328i,M3	1998-2000	HKL Rear-lid module X	√	√	√	√		
3 Series_E36	316g,316i,318i,318is,318tds,318ti,320i,323i,323ti,325tds,328i,M3	1998-2000	ICM Integrated Chassis Management	√	√	√	√	√	√
3 Series_E36	316g,316i,318i,318is,318tds,318ti,320i,323i,323ti,325tds,328i,M3	1998-2000	ICM Integronic Power Steering	√	√	√	√	√	√
3 Series_E36	316g,316i,318i,318is,318tds,318ti,320i,323i,323ti,325tds,328i,M3	1998-2000	IHKA Heater/automatic A/C control	√	√	√	√	√	√
3 Series_E36	316g,316i,318i,318is,318tds,318ti,320i,323i,323ti,325tds,328i,M3	1998-2000	IHKA Integrated automatic heating/air conditioning	√	√	√	√	√	√
3 Series_E36	316g,316i,318i,318is,318tds,318ti,320i,323i,323ti,325tds,328i,M3	1998-2000	IHKA Integrated heating /air conditioning	√	√	√	√	√	√
3 Series_E36	316g,316i,318i,318is,318tds,318ti,320i,323i,323ti,325tds,328i,M3	1998-2000	IHKA/IHKR Integrated heating/air conditioning	√	√	√	√	√	√
3 Series_E36	316g,316i,318i,318is,318tds,318ti,320i,323i,323ti,325tds,328i,M3	1998-2000	IHKS Integrated heating/air-conditioning control	√	√	√	√	√	√
3 Series_E36	316g,316i,318i,318is,318tds,318ti,320i,323i,323ti,325tds,328i,M3	1998-2000	IHS Heater control	√	√	√	√	√	√
3 Series_E36	316g,316i,318i,318is,318tds,318ti,320i,323i,323ti,325tds,328i,M3	1998-2000	INSTR Instrumint cluster	√	√	√	√	√	√
3 Series_E36	316g,316i,318i,318is,318tds,318ti,320i,323i,323ti,325tds,328i,M3	1998-2000	JBE Junction-box electronics	√	√	√	√	√	√
3 Series_E36	316g,316i,318i,318is,318tds,318ti,320i,323i,323ti,325tds,328i,M3	1998-2000	JBE2 Junction Box electronics 2	√	√	√	√	√	√
3 Series_E36	316g,316i,318i,318is,318tds,318ti,320i,323i,323ti,325tds,328i,M3	1998-2000	JNAV Navigation system,Japan	√	√	√	√	√	√
3 Series_E36	316g,316i,318i,318is,318tds,318ti,320i,323i,323ti,325tds,328i,M3	1998-2000	KBM Body basic module	√	√	√	√	√	√
3 Series_E36	316g,316i,318i,318is,318tds,318ti,320i,323i,323ti,325tds,328i,M3	1998-2000	KGM Body Gateway Module	√	√	√	√	√	√
3 Series_E36	316g,316i,318i,318is,318tds,318ti,320i,323i,323ti,325tds,328i,M3	1998-2000	KHI Headphones interface	√	√	√	√	√	√
3 Series_E36	316g,316i,318i,318is,318tds,318ti,320i,323i,323ti,325tds,328i,M3	1998-2000	KNAV Navigation system,Korea	√	√	√	√	√	√

3 Series_E36	316g,316i,318i,318is,318tds,318ti,320i,323i,323ti,325tds,328i,M3	1998-2000	KOM Instrument cluster	√	√	√	√	√	√
3 Series_E36	316g,316i,318i,318is,318tds,318ti,320i,323i,323ti,325tds,328i,M3	1998-2000	KOM/IKE/IKI/INSTR(Instrument cluster)	√	√	√	√	√	√
3 Series_E36	316g,316i,318i,318is,318tds,318ti,320i,323i,323ti,325tds,328i,M3	1998-2000	KOMBI2 additional Instruments						
3 Series_E36	316g,316i,318i,318is,318tds,318ti,320i,323i,323ti,325tds,328i,M3	1998-2000	LEW Steering–angle sensor	√	√	√	√		
3 Series_E36	316g,316i,318i,318is,318tds,318ti,320i,323i,323ti,325tds,328i,M3	1998-2000	LEW/LWS (Steering angle sensor)	√	√	√	√		
3 Series_E36	316g,316i,318i,318is,318tds,318ti,320i,323i,323ti,325tds,328i,M3	1998-2000	LM Lights Module	√	√	√	√	√	√
3 Series_E36	316g,316i,318i,318is,318tds,318ti,320i,323i,323ti,325tds,328i,M3	1998-2000	LM Lights module 2	√	√	√	√	√	√
3 Series_E36	316g,316i,318i,318is,318tds,318ti,320i,323i,323ti,325tds,328i,M3	1998-2000	LM2 Lights module 2	√	√	√	√	√	√
3 Series_E36	316g,316i,318i,318is,318tds,318ti,320i,323i,323ti,325tds,328i,M3	1998-2000	LRA Automatic headlight vertical aim control	√	√	√			
3 Series_E36	316g,316i,318i,318is,318tds,318ti,320i,323i,323ti,325tds,328i,M3	1998-2000	LRA Headlight vertical aim control	√	√	√	√	√	√
3 Series_E36	316g,316i,318i,318is,318tds,318ti,320i,323i,323ti,325tds,328i,M3	1998-2000	LRR Long Range Radar	√	√	√			
3 Series_E36	316g,316i,318i,318is,318tds,318ti,320i,323i,323ti,325tds,328i,M3	1998-2000	LSZ/LCM (Lights switching center)	√	√	√	√	√	√
3 Series_E36	316g,316i,318i,318is,318tds,318ti,320i,323i,323ti,325tds,328i,M3	1998-2000	M-ASK-BO User interface	√	√	√	√	√	√
3 Series_E36	316g,316i,318i,318is,318tds,318ti,320i,323i,323ti,325tds,328i,M3	1998-2000	M-ASK-GW Gateway	√	√	√	√	√	√
3 Series_E36	316g,316i,318i,318is,318tds,318ti,320i,323i,323ti,325tds,328i,M3	1998-2000	M-ASK-NAV Navigation system	√	√	√	√	√	√
3 Series_E36	316g,316i,318i,318is,318tds,318ti,320i,323i,323ti,325tds,328i,M3	1998-2000	MFL Multifunction steering wheel I	√	√	√	√		
3 Series_E36	316g,316i,318i,318is,318tds,318ti,320i,323i,323ti,325tds,328i,M3	1998-2000	MID Multi Information Display	√	√	√			
3 Series_E36	316g,316i,318i,318is,318tds,318ti,320i,323i,323ti,325tds,328i,M3	1998-2000	MPM Micro-power module	√	√	√	√	√	√
3 Series_E36	316g,316i,318i,318is,318tds,318ti,320i,323i,323ti,325tds,328i,M3	1998-2000	MRS Multiple Restraint System	√	√	√	√		
3 Series_E36	316g,316i,318i,318is,318tds,318ti,320i,323i,323ti,325tds,328i,M3	1998-2000	MRS/AirBag (Multiple Restraint System)	√	√	√			
3 Series_E36	316g,316i,318i,318is,318tds,318ti,320i,323i,323ti,325tds,328i,M3	1998-2000	MRS/AirBag(Multiple Restraint System)	√	√	√			
3 Series_E36	316g,316i,318i,318is,318tds,318ti,320i,323i,323ti,325tds,328i,M3	1998-2000	MRS/AirBag/SIM (Multiple Restraint System)	√	√	√	√	√	√
3 Series_E36	316g,316i,318i,318is,318tds,318ti,320i,323i,323ti,325tds,328i,M3	1998-2000	NAV Navigation computer	√	√	√	√		

3 Series_E36	316g,316i,318i,318is,318tds,318ti,320i,323i,323ti,325tds,328i,M3	1998-2000	NAV Navigation computer, Europe	√	√	√	√		
3 Series_E36	316g,316i,318i,318is,318tds,318ti,320i,323i,323ti,325tds,328i,M3	1998-2000	NAV Navigation system	√	√	√	√	√	√
3 Series_E36	316g,316i,318i,318is,318tds,318ti,320i,323i,323ti,325tds,328i,M3	1998-2000	NVE Night Vision Electronics	√	√	√	√	√	√
3 Series_E36	316g,316i,318i,318is,318tds,318ti,320i,323i,323ti,325tds,328i,M3	1998-2000	NVK Night vision camera	√	√	√	√	√	√
3 Series_E36	316g,316i,318i,318is,318tds,318ti,320i,323i,323ti,325tds,328i,M3	1998-2000	PDC Park Distance Control	√	√	√	√	√	√
3 Series_E36	316g,316i,318i,318is,318tds,318ti,320i,323i,323ti,325tds,328i,M3	1998-2000	PM Power module	√	√	√	√	√	√
3 Series_E36	316g,316i,318i,318is,318tds,318ti,320i,323i,323ti,325tds,328i,M3	1998-2000	QMVHL Lateral-moment distribution,rear axle	√	√	√	√	√	√
3 Series_E36	316g,316i,318i,318is,318tds,318ti,320i,323i,323ti,325tds,328i,M3	1998-2000	RAD Radio	√	√	√	√	√	√
3 Series_E36	316g,316i,318i,318is,318tds,318ti,320i,323i,323ti,325tds,328i,M3	1998-2000	RAD2-BO User interface	√	√	√	√	√	√
3 Series_E36	316g,316i,318i,318is,318tds,318ti,320i,323i,323ti,325tds,328i,M3	1998-2000	RAD2-GW Gateway	√	√	√	√		
3 Series_E36	316g,316i,318i,318is,318tds,318ti,320i,323i,323ti,325tds,328i,M3	1998-2000	RAD2-GW Gateway	√	√	√	√	√	√
3 Series_E36	316g,316i,318i,318is,318tds,318ti,320i,323i,323ti,325tds,328i,M3	1998-2000	RDC Tire pressure control	√	√	√	√		
3 Series_E36	316g,316i,318i,318is,318tds,318ti,320i,323i,323ti,325tds,328i,M3	1998-2000	RDC/RDW Tyre pressure check	√	√	√	√		
3 Series_E36	316g,316i,318i,318is,318tds,318ti,320i,323i,323ti,325tds,328i,M3	1998-2000	RFK Reversing camera	√	√	√	√	√	√
3 Series_E36	316g,316i,318i,318is,318tds,318ti,320i,323i,323ti,325tds,328i,M3	1998-2000	RLS Rain/Light Sensor	√	√	√	√		
3 Series_E36	316g,316i,318i,318is,318tds,318ti,320i,323i,323ti,325tds,328i,M3	1998-2000	RLS/AIC (Rain/Light Sensor/Automatic interval Control)	√	√	√	√		
3 Series_E36	316g,316i,318i,318is,318tds,318ti,320i,323i,323ti,325tds,328i,M3	1998-2000	RLSS Rain/light solar sensor	√	√	√	√	√	√
3 Series_E36	316g,316i,318i,318is,318tds,318ti,320i,323i,323ti,325tds,328i,M3	1998-2000	RLSS Solar Rain/Light Sensor	√	√	√	√	√	√
3 Series_E36	316g,316i,318i,318is,318tds,318ti,320i,323i,323ti,325tds,328i,M3	1998-2000	RSE Rear Seat Entertainment	√	√	√	√	√	√
3 Series_E36	316g,316i,318i,318is,318tds,318ti,320i,323i,323ti,325tds,328i,M3	1998-2000	RSE Rear seat entertainment	√	√	√	√	√	√
3 Series_E36	316g,316i,318i,318is,318tds,318ti,320i,323i,323ti,325tds,328i,M3	1998-2000	SASL Satellite,A-pillar,left	√	√	√	√		
3 Series_E36	316g,316i,318i,318is,318tds,318ti,320i,323i,323ti,325tds,328i,M3	1998-2000	SASR Satellite,A-pillar,right	√	√	√	√		
3 Series_E36	316g,316i,318i,318is,318tds,318ti,320i,323i,323ti,325tds,328i,M3	1998-2000	SBSL Satellite,B-pillar,left	√	√	√	√		

3 Series_E36	316g,316i,318i,318is,318tds,318ti,320i,323i,323ti,325tds,328i,M3	1998-2000	SBSR Satellite,B-pillar,right	√	√	√	√		
3 Series_E36	316g,316i,318i,318is,318tds,318ti,320i,323i,323ti,325tds,328i,M3	1998-2000	SBSR Satellite,B-pillar,right	√	√	√	√	√	√
3 Series_E36	316g,316i,318i,318is,318tds,318ti,320i,323i,323ti,325tds,328i,M3	1998-2000	SDARS Satellite tuner (US)	√	√	√	√	√	√
3 Series_E36	316g,316i,318i,318is,318tds,318ti,320i,323i,323ti,325tds,328i,M3	1998-2000	SEC1 Supplementary control unit 1	√	√	√			
3 Series_E36	316g,316i,318i,318is,318tds,318ti,320i,323i,323ti,325tds,328i,M3	1998-2000	SEC2 Supplementary control unit 2	√	√	√			
3 Series_E36	316g,316i,318i,318is,318tds,318ti,320i,323i,323ti,325tds,328i,M3	1998-2000	SFZ Satellite vehicle center	√	√	√	√		
3 Series_E36	316g,316i,318i,318is,318tds,318ti,320i,323i,323ti,325tds,328i,M3	1998-2000	SG-FD Control unit,rear-compartment display	√	√	√	√		
3 Series_E36	316g,316i,318i,318is,318tds,318ti,320i,323i,323ti,325tds,328i,M3	1998-2000	SG-FD-GW Control unit,rear-compartment display(gateway)	√	√	√	√	√	√
3 Series_E36	316g,316i,318i,318is,318tds,318ti,320i,323i,323ti,325tds,328i,M3	1998-2000	SGM-SIM Safety and Gateway Module(SIM)	√	√	√	√	√	√
3 Series_E36	316g,316i,318i,318is,318tds,318ti,320i,323i,323ti,325tds,328i,M3	1998-2000	SGM-ZGM Safety and Gateway Module(ZGM)	√	√	√			
3 Series_E36	316g,316i,318i,318is,318tds,318ti,320i,323i,323ti,325tds,328i,M3	1998-2000	SHD Slide/tilt sunroof 2	√	√	√	√	√	√
3 Series_E36	316g,316i,318i,318is,318tds,318ti,320i,323i,323ti,325tds,328i,M3	1998-2000	SHD Sliding/tilting sunroof	√	√	√	√	√	√
3 Series_E36	316g,316i,318i,318is,318tds,318ti,320i,323i,323ti,325tds,328i,M3	1998-2000	SHD Sliding/tilting sunroof module	√	√	√	√	√	√
3 Series_E36	316g,316i,318i,318is,318tds,318ti,320i,323i,323ti,325tds,328i,M3	1998-2000	SHD Sliding/tilting sunroof	√	√	√			
3 Series_E36	316g,316i,318i,318is,318tds,318ti,320i,323i,323ti,325tds,328i,M3	1998-2000	SHZH Independent/auxiliary heater	√	√	√	√	√	√
3 Series_E36	316g,316i,318i,318is,318tds,318ti,320i,323i,323ti,325tds,328i,M3	1998-2000	SIM Safety and information module	√	√	√	√	√	√
3 Series_E36	316g,316i,318i,318is,318tds,318ti,320i,323i,323ti,325tds,328i,M3	1998-2000	SINE Siren and tilt sensor	√	√	√	√		
3 Series_E36	316g,316i,318i,318is,318tds,318ti,320i,323i,323ti,325tds,328i,M3	1998-2000	SINE Siren with tilt sensor	√	√	√	√	√	√
3 Series_E36	316g,316i,318i,318is,318tds,318ti,320i,323i,323ti,325tds,328i,M3	1998-2000	SMBF Seat module,passenger	√	√	√	√	√	√
3 Series_E36	316g,316i,318i,318is,318tds,318ti,320i,323i,323ti,325tds,328i,M3	1998-2000	SMBFH Seat module,passenger'sside,rear	√	√	√	√	√	√
3 Series_E36	316g,316i,318i,318is,318tds,318ti,320i,323i,323ti,325tds,328i,M3	1998-2000	SMF/SM/SLM (Seat memory,driver)	√	√	√	√	√	√
3 Series_E36	316g,316i,318i,318is,318tds,318ti,320i,323i,323ti,325tds,328i,M3	1998-2000	SMFA Seat module,driver	√	√	√	√	√	√
3 Series_E36	316g,316i,318i,318is,318tds,318ti,320i,323i,323ti,325tds,328i,M3	1998-2000	SMFAH Seat module,driver'sside,rear	√	√	√	√	√	√

3 Series_E36	316g,316i,318i,318is,318tds,318ti,320i,323i,323ti,325tds,328i,M3	1998-2000	SPMBT Mirror memory,passenger	√	√	√	√	√	√
3 Series_E36	316g,316i,318i,318is,318tds,318ti,320i,323i,323ti,325tds,328i,M3	1998-2000	SPMFT Mirror memory,driver	√	√	√	√	√	√
3 Series_E36	316g,316i,318i,318is,318tds,318ti,320i,323i,323ti,325tds,328i,M3	1998-2000	SSBF Satellite,seat,passenger	√	√	√	√		
3 Series_E36	316g,316i,318i,318is,318tds,318ti,320i,323i,323ti,325tds,328i,M3	1998-2000	SSFA Satellite,seat,driver	√	√	√	√		
3 Series_E36	316g,316i,318i,318is,318tds,318ti,320i,323i,323ti,325tds,328i,M3	1998-2000	SSH Satellite,seat,rear	√	√	√	√	√	√
3 Series_E36	316g,316i,318i,318is,318tds,318ti,320i,323i,323ti,325tds,328i,M3	1998-2000	STH park heating						
3 Series_E36	316g,316i,318i,318is,318tds,318ti,320i,323i,323ti,325tds,328i,M3	1998-2000	STVL Satellite,door,front left	√	√	√	√		
3 Series_E36	316g,316i,318i,318is,318tds,318ti,320i,323i,323ti,325tds,328i,M3	1998-2000	STVR Satellite,door,front right	√	√	√	√		
3 Series_E36	316g,316i,318i,318is,318tds,318ti,320i,323i,323ti,325tds,328i,M3	1998-2000	SVS Language processing system	√	√	√	√		
3 Series_E36	316g,316i,318i,318is,318tds,318ti,320i,323i,323ti,325tds,328i,M3	1998-2000	SVT Servotronic						
3 Series_E36	316g,316i,318i,318is,318tds,318ti,320i,323i,323ti,325tds,328i,M3	1998-2000	SZL Switch center,steering column	√	√	√	√	√	√
3 Series_E36	316g,316i,318i,318is,318tds,318ti,320i,323i,323ti,325tds,328i,M3	1998-2000	SZM Switching center,center console	√	√	√	√	√	√
3 Series_E36	316g,316i,318i,318is,318tds,318ti,320i,323i,323ti,325tds,328i,M3	1998-2000	Short test	√	√	√			
3 Series_E36	316g,316i,318i,318is,318tds,318ti,320i,323i,323ti,325tds,328i,M3	1998-2000	TCU Telematic Control Unit	√	√	√	√	√	√
3 Series_E36	316g,316i,318i,318is,318tds,318ti,320i,323i,323ti,325tds,328i,M3	1998-2000	TEL Telephone	√	√	√	√		
3 Series_E36	316g,316i,318i,318is,318tds,318ti,320i,323i,323ti,325tds,328i,M3	1998-2000	TMBF Door module,front passenger	√	√	√	√	√	√
3 Series_E36	316g,316i,318i,318is,318tds,318ti,320i,323i,323ti,325tds,328i,M3	1998-2000	TMBFH Door module,passenger'sside,rear	√	√	√	√		
3 Series_E36	316g,316i,318i,318is,318tds,318ti,320i,323i,323ti,325tds,328i,M3	1998-2000	TMBFT Door module,passenger door	√	√	√	√		
3 Series_E36	316g,316i,318i,318is,318tds,318ti,320i,323i,323ti,325tds,328i,M3	1998-2000	TMFA Door module,driver	√	√	√	√	√	√
3 Series_E36	316g,316i,318i,318is,318tds,318ti,320i,323i,323ti,325tds,328i,M3	1998-2000	TMFAH Door module,driver'sside,rear	√	√	√	√		
3 Series_E36	316g,316i,318i,318is,318tds,318ti,320i,323i,323ti,325tds,328i,M3	1998-2000	TMFAT Door module,driver's door	√	√	√	√		
3 Series_E36	316g,316i,318i,318is,318tds,318ti,320i,323i,323ti,325tds,328i,M3	1998-2000	TR SVC All round view camera	√	√	√	√	√	√
3 Series_E36	316g,316i,318i,318is,318tds,318ti,320i,323i,323ti,325tds,328i,M3	1998-2000	ULF Universal charging and hands-free	√	√	√	√	√	√



3 Series_E36	316g,316i,318i,318is,318tds,318ti,320i,323i,323ti,325tds,328i,M3	1998-2000	ULF-SBX-H Interface box High	√	√	√	√	√	√
3 Series_E36	316g,316i,318i,318is,318tds,318ti,320i,323i,323ti,325tds,328i,M3	1998-2000	VDM Vertical Dynamics Management	√	√	√	√	√	√
3 Series_E36	316g,316i,318i,318is,318tds,318ti,320i,323i,323ti,325tds,328i,M3	1998-2000	VID Video module	√	√	√			
3 Series_E36	316g,316i,318i,318is,318tds,318ti,320i,323i,323ti,325tds,328i,M3	1998-2000	VM Video Module	√	√	√	√	√	√
3 Series_E36	316g,316i,318i,318is,318tds,318ti,320i,323i,323ti,325tds,328i,M3	1998-2000	VSW Video switch	√	√	√	√	√	√
3 Series_E36	316g,316i,318i,318is,318tds,318ti,320i,323i,323ti,325tds,328i,M3	1998-2000	VTC Valvetronic	√	√	√			
3 Series_E36	316g,316i,318i,318is,318tds,318ti,320i,323i,323ti,325tds,328i,M3	1998-2000	VTC2 Valvetronic 2	√	√	√			
3 Series_E36	316g,316i,318i,318is,318tds,318ti,320i,323i,323ti,325tds,328i,M3	1998-2000	VTG Transfer case	√	√	√	√	√	√
3 Series_E36	316g,316i,318i,318is,318tds,318ti,320i,323i,323ti,325tds,328i,M3	1998-2000	WIM Wiper module	√	√	√	√	√	√
3 Series_E36	316g,316i,318i,318is,318tds,318ti,320i,323i,323ti,325tds,328i,M3	1998-2000	ZGM Central Gateway Module	√	√	√	√	√	√
3 Series_E36	316g,316i,318i,318is,318tds,318ti,320i,323i,323ti,325tds,328i,M3	1998-2000	ZKE Central body electronics BC 1	√	√	√	√	√	√
3 Series_E36	316g,316i,318i,318is,318tds,318ti,320i,323i,323ti,325tds,328i,M3	1998-2000	ZKE/GM (Central body electronics/GM base module)	√	√	√	√	√	√
3 Series_E46	316Ci,316i,316ti,318Ci,318d,318i,318td,318ti,320Cd,320Ci,320d,320i,320td,323Ci,323i,325Ci,325i,325ti,325xi,328Ci,328i,330Cd,330Ci,330d,330i,330xd,330xi,M3,M3CSL	1998-2006	ABS/ASC/DSC (Dynamic Stability Control)	√	√	√	√	√	√
3 Series_E46	316Ci,316i,316ti,318Ci,318d,318i,318td,318ti,320Cd,320Ci,320d,320i,320td,323Ci,323i,325Ci,325i,325ti,325xi,328Ci,328i,330Cd,330Ci,330d,330i,330xd,330xi,M3,M3CSL	1998-2006	ACC Active cruise control	√	√	√	√	√	√

3 Series_E46	316Ci,316i,316ti,318Ci,318d,318i,318td,318ti,320Cd,320Ci,320d,320i,320td,323Ci,323i,325Ci,325i,325ti,325xi,328Ci,328i,330Cd,330Ci,330d,330i,330xd,330xi,M3,M3CSL	1998-2006	ACC/ACC2 Active Cruise Control	√	√	√			
3 Series_E46	316Ci,316i,316ti,318Ci,318d,318i,318td,318ti,320Cd,320Ci,320d,320i,320td,323Ci,323i,325Ci,325i,325ti,325xi,328Ci,328i,330Cd,330Ci,330d,330i,330xd,330xi,M3,M3CSL	1998-2006	ACSM Crash Safety Module	√	√	√	√	√	√
3 Series_E46	316Ci,316i,316ti,318Ci,318d,318i,318td,318ti,320Cd,320Ci,320d,320i,320td,323Ci,323i,325Ci,325i,325ti,325xi,328Ci,328i,330Cd,330Ci,330d,330i,330xd,330xi,M3,M3CSL	1998-2006	ACSM/MRS Crash Safety Module	√	√	√	√		
3 Series_E46	316Ci,316i,316ti,318Ci,318d,318i,318td,318ti,320Cd,320Ci,320d,320i,320td,323Ci,323i,325Ci,325i,325ti,325xi,328Ci,328i,330Cd,330Ci,330d,330i,330xd,330xi,M3,M3CSL	1998-2006	AHL Adaptive directional headlights	√	√	√	√	√	√
3 Series_E46	316Ci,316i,316ti,318Ci,318d,318i,318td,318ti,320Cd,320Ci,320d,320i,320td,323Ci,323i,325Ci,325i,325ti,325xi,328Ci,328i,330Cd,330Ci,330d,330i,330xd,330xi,M3,M3CSL	1998-2006	AHM Trailer module	√	√	√	√	√	√

3 Series_E46	316Ci,316i,316ti,318Ci,318d,318i,318td,318ti,320Cd,320Ci,320d,320i,320td,323Ci,323i,325Ci,325i,325ti,325xi,328Ci,328i,330Cd,330Ci,330d,330i,330xd,330xi,M3,M3CSL	1998-2006	AL active front steering (AFS70)	√	√	√	√		
3 Series_E46	316Ci,316i,316ti,318Ci,318d,318i,318td,318ti,320Cd,320Ci,320d,320i,320td,323Ci,323i,325Ci,325i,325ti,325xi,328Ci,328i,330Cd,330Ci,330d,330i,330xd,330xi,M3,M3CSL	1998-2006	AL active steering	√	√	√	√	√	√
3 Series_E46	316Ci,316i,316ti,318Ci,318d,318i,318td,318ti,320Cd,320Ci,320d,320i,320td,323Ci,323i,325Ci,325i,325ti,325xi,328Ci,328i,330Cd,330Ci,330d,330i,330xd,330xi,M3,M3CSL	1998-2006	ALBBF Active backrest width,front passenger	√	√	√	√		
3 Series_E46	316Ci,316i,316ti,318Ci,318d,318i,318td,318ti,320Cd,320Ci,320d,320i,320td,323Ci,323i,325Ci,325i,325ti,325xi,328Ci,328i,330Cd,330Ci,330d,330i,330xd,330xi,M3,M3CSL	1998-2006	ALBFA Active backrest width,driver	√	√	√	√		
3 Series_E46	316Ci,316i,316ti,318Ci,318d,318i,318td,318ti,320Cd,320Ci,320d,320i,320td,323Ci,323i,325Ci,325i,325ti,325xi,328Ci,328i,330Cd,330Ci,330d,330i,330xd,330xi,M3,M3CSL	1998-2006	AMP Amplifier	√	√	√	√	√	√

3 Series_E46	316Ci,316i,316ti,318Ci,318d,318i,318td,318ti,320Cd,320Ci,320d,320i,320td,323Ci,323i,325Ci,325i,325ti,325xi,328Ci,328i,330Cd,330Ci,330d,330i,330xd,330xi,M3,M3CSL	1998-2006	AMPH Hi-Fi amplifier	√	√	√	√	√	√
3 Series_E46	316Ci,316i,316ti,318Ci,318d,318i,318td,318ti,320Cd,320Ci,320d,320i,320td,323Ci,323i,325Ci,325i,325ti,325xi,328Ci,328i,330Cd,330Ci,330d,330i,330xd,330xi,M3,M3CSL	1998-2006	AMPT Top Hi-Fi amplifier	√	√	√	√	√	√
3 Series_E46	316Ci,316i,316ti,318Ci,318d,318i,318td,318ti,320Cd,320Ci,320d,320i,320td,323Ci,323i,325Ci,325i,325ti,325xi,328Ci,328i,330Cd,330Ci,330d,330i,330xd,330xi,M3,M3CSL	1998-2006	ANT Antenna/antenna tuner	√	√	√	√	√	√
3 Series_E46	316Ci,316i,316ti,318Ci,318d,318i,318td,318ti,320Cd,320Ci,320d,320i,320td,323Ci,323i,325Ci,325i,325ti,325xi,328Ci,328i,330Cd,330Ci,330d,330i,330xd,330xi,M3,M3CSL	1998-2006	ARS Dynamic Drive	√	√	√	√	√	√
3 Series_E46	316Ci,316i,316ti,318Ci,318d,318i,318td,318ti,320Cd,320Ci,320d,320i,320td,323Ci,323i,325Ci,325i,325ti,325xi,328Ci,328i,330Cd,330Ci,330d,330i,330xd,330xi,M3,M3CSL	1998-2006	ARS Dynamic Drive 2	√	√	√	√	√	√

3 Series_E46	316Ci,316i,316ti,318Ci,318d,318i,318td,318ti,320Cd,320Ci,320d,320i,320td,323Ci,323i,325Ci,325i,325ti,325xi,328Ci,328i,330Cd,330Ci,330d,330i,330xd,330xi,M3,M3CSL	1998-2006	ASK Audio system controller	√	√	√	√	√	√
3 Series_E46	316Ci,316i,316ti,318Ci,318d,318i,318td,318ti,320Cd,320Ci,320d,320i,320td,323Ci,323i,325Ci,325i,325ti,325xi,328Ci,328i,330Cd,330Ci,330d,330i,330xd,330xi,M3,M3CSL	1998-2006	BM On-board monitor						
3 Series_E46	316Ci,316i,316ti,318Ci,318d,318i,318td,318ti,320Cd,320Ci,320d,320i,320td,323Ci,323i,325Ci,325i,325ti,325xi,328Ci,328i,330Cd,330Ci,330d,330i,330xd,330xi,M3,M3CSL	1998-2006	BM/MIR (On-board monitor/Multi-Information Radio)	√	√	√	√	√	√
3 Series_E46	316Ci,316i,316ti,318Ci,318d,318i,318td,318ti,320Cd,320Ci,320d,320i,320td,323Ci,323i,325Ci,325i,325ti,325xi,328Ci,328i,330Cd,330Ci,330d,330i,330xd,330xi,M3,M3CSL	1998-2006	BZM Control center, center console	√	√	√	√	√	√
3 Series_E46	316Ci,316i,316ti,318Ci,318d,318i,318td,318ti,320Cd,320Ci,320d,320i,320td,323Ci,323i,325Ci,325i,325ti,325xi,328Ci,328i,330Cd,330Ci,330d,330i,330xd,330xi,M3,M3CSL	1998-2006	CA Comfort Access	√	√	√	√	√	√

3 Series_E46	316Ci,316i,316ti,318Ci,318d,318i,318td,318ti,320Cd,320Ci,320d,320i,320td,323Ci,323i,325Ci,325i,325ti,325xi,328Ci,328i,330Cd,330Ci,330d,330i,330xd,330xi,M3,M3CSL	1998-2006	CAN / byteflight	√	√	√			
3 Series_E46	316Ci,316i,316ti,318Ci,318d,318i,318td,318ti,320Cd,320Ci,320d,320i,320td,323Ci,323i,325Ci,325i,325ti,325xi,328Ci,328i,330Cd,330Ci,330d,330i,330xd,330xi,M3,M3CSL	1998-2006	CAN communication analysis	√	√	√			
3 Series_E46	316Ci,316i,316ti,318Ci,318d,318i,318td,318ti,320Cd,320Ci,320d,320i,320td,323Ci,323i,325Ci,325i,325ti,325xi,328Ci,328i,330Cd,330Ci,330d,330i,330xd,330xi,M3,M3CSL	1998-2006	CAS Car Access System	√	√	√	√	√	√
3 Series_E46	316Ci,316i,316ti,318Ci,318d,318i,318td,318ti,320Cd,320Ci,320d,320i,320td,323Ci,323i,325Ci,325i,325ti,325xi,328Ci,328i,330Cd,330Ci,330d,330i,330xd,330xi,M3,M3CSL	1998-2006	CCC-A Applications	√	√	√	√	√	√
3 Series_E46	316Ci,316i,316ti,318Ci,318d,318i,318td,318ti,320Cd,320Ci,320d,320i,320td,323Ci,323i,325Ci,325i,325ti,325xi,328Ci,328i,330Cd,330Ci,330d,330i,330xd,330xi,M3,M3CSL	1998-2006	CCC-ANT Aerial tuner	√	√	√	√	√	√

3 Series_E46	316Ci,316i,316ti,318Ci,318d,318i,318td,318ti,320Cd,320Ci,320d,320i,320td,323Ci,323i,325Ci,325i,325ti,325xi,328Ci,328i,330Cd,330Ci,330d,330i,330xd,330xi,M3,M3CSL	1998-2006	CCC-ASK Audio system controller	√	√	√	√	√	√
3 Series_E46	316Ci,316i,316ti,318Ci,318d,318i,318td,318ti,320Cd,320Ci,320d,320i,320td,323Ci,323i,325Ci,325i,325ti,325xi,328Ci,328i,330Cd,330Ci,330d,330i,330xd,330xi,M3,M3CSL	1998-2006	CCC-GW Gateway	√	√	√	√	√	√
3 Series_E46	316Ci,316i,316ti,318Ci,318d,318i,318td,318ti,320Cd,320Ci,320d,320i,320td,323Ci,323i,325Ci,325i,325ti,325xi,328Ci,328i,330Cd,330Ci,330d,330i,330xd,330xi,M3,M3CSL	1998-2006	CD Control Display	√	√	√	√		
3 Series_E46	316Ci,316i,316ti,318Ci,318d,318i,318td,318ti,320Cd,320Ci,320d,320i,320td,323Ci,323i,325Ci,325i,325ti,325xi,328Ci,328i,330Cd,330Ci,330d,330i,330xd,330xi,M3,M3CSL	1998-2006	CD-GW Control Display(Gateway)	√	√	√	√	√	√
3 Series_E46	316Ci,316i,316ti,318Ci,318d,318i,318td,318ti,320Cd,320Ci,320d,320i,320td,323Ci,323i,325Ci,325i,325ti,325xi,328Ci,328i,330Cd,330Ci,330d,330i,330xd,330xi,M3,M3CSL	1998-2006	CDC CD Changer	√	√	√	√	√	√

3 Series_E46	316Ci,316i,316ti,318Ci,318d,318i,318td,318ti,320Cd,320Ci,320d,320i,320td,323Ci,323i,325Ci,325i,325ti,325xi,328Ci,328i,330Cd,330Ci,330d,330i,330xd,330xi,M3,M3CSL	1998-2006	CEM Clean Energy Module	√	√	√	√		
3 Series_E46	316Ci,316i,316ti,318Ci,318d,318i,318td,318ti,320Cd,320Ci,320d,320i,320td,323Ci,323i,325Ci,325i,325ti,325xi,328Ci,328i,330Cd,330Ci,330d,330i,330xd,330xi,M3,M3CSL	1998-2006	CHAMP-BO User interface X	√	√	√	√		
3 Series_E46	316Ci,316i,316ti,318Ci,318d,318i,318td,318ti,320Cd,320Ci,320d,320i,320td,323Ci,323i,325Ci,325i,325ti,325xi,328Ci,328i,330Cd,330Ci,330d,330i,330xd,330xi,M3,M3CSL	1998-2006	CHAMP-GW Gateway X	√	√	√	√		
3 Series_E46	316Ci,316i,316ti,318Ci,318d,318i,318td,318ti,320Cd,320Ci,320d,320i,320td,323Ci,323i,325Ci,325i,325ti,325xi,328Ci,328i,330Cd,330Ci,330d,330i,330xd,330xi,M3,M3CSL	1998-2006	CIC User interface	√	√	√	√	√	√
3 Series_E46	316Ci,316i,316ti,318Ci,318d,318i,318td,318ti,320Cd,320Ci,320d,320i,320td,323Ci,323i,325Ci,325i,325ti,325xi,328Ci,328i,330Cd,330Ci,330d,330i,330xd,330xi,M3,M3CSL	1998-2006	CIC-GW Gateway	√	√	√	√	√	√



3 Series_E46	316Ci,316i,316ti,318Ci,318d,318i,318td,318ti,320Cd,320Ci,320d,320i,320td,323Ci,323i,325Ci,325i,325ti,325xi,328Ci,328i,330Cd,330Ci,330d,330i,330xd,330xi,M3,M3CSL	1998-2006	CIC/CHAMP Car headunit column	√	√	√	√	√	√
3 Series_E46	316Ci,316i,316ti,318Ci,318d,318i,318td,318ti,320Cd,320Ci,320d,320i,320td,323Ci,323i,325Ci,325i,325ti,325xi,328Ci,328i,330Cd,330Ci,330d,330i,330xd,330xi,M3,M3CSL	1998-2006	CID Central Information Display	√	√	√	√	√	√
3 Series_E46	316Ci,316i,316ti,318Ci,318d,318i,318td,318ti,320Cd,320Ci,320d,320i,320td,323Ci,323i,325Ci,325i,325ti,325xi,328Ci,328i,330Cd,330Ci,330d,330i,330xd,330xi,M3,M3CSL	1998-2006	CIM Chassis integration Module	√	√	√	√	√	√
3 Series_E46	316Ci,316i,316ti,318Ci,318d,318i,318td,318ti,320Cd,320Ci,320d,320i,320td,323Ci,323i,325Ci,325i,325ti,325xi,328Ci,328i,330Cd,330Ci,330d,330i,330xd,330xi,M3,M3CSL	1998-2006	CON Controller	√	√	√	√	√	√
3 Series_E46	316Ci,316i,316ti,318Ci,318d,318i,318td,318ti,320Cd,320Ci,320d,320i,320td,323Ci,323i,325Ci,325i,325ti,325xi,328Ci,328i,330Cd,330Ci,330d,330i,330xd,330xi,M3,M3CSL	1998-2006	CVM Convertible top module	√	√	√	√	√	√

3 Series_E46	316Ci,316i,316ti,318Ci,318d,318i,318td,318ti,320Cd,320Ci,320d,320i,320td,323Ci,323i,325Ci,325i,325ti,325xi,328Ci,328i,330Cd,330Ci,330d,330i,330xd,330xi,M3,M3CSL	1998-2006	DAB Digital tuner	√	√	√	√	√	√
3 Series_E46	316Ci,316i,316ti,318Ci,318d,318i,318td,318ti,320Cd,320Ci,320d,320i,320td,323Ci,323i,325Ci,325i,325ti,325xi,328Ci,328i,330Cd,330Ci,330d,330i,330xd,330xi,M3,M3CSL	1998-2006	DDE Diesel Electronics	√	√	√	√	√	√
3 Series_E46	316Ci,316i,316ti,318Ci,318d,318i,318td,318ti,320Cd,320Ci,320d,320i,320td,323Ci,323i,325Ci,325i,325ti,325xi,328Ci,328i,330Cd,330Ci,330d,330i,330xd,330xi,M3,M3CSL	1998-2006	DME Digital Engine/Gearbox Electronics 2	√	√	√	√	√	√
3 Series_E46	316Ci,316i,316ti,318Ci,318d,318i,318td,318ti,320Cd,320Ci,320d,320i,320td,323Ci,323i,325Ci,325i,325ti,325xi,328Ci,328i,330Cd,330Ci,330d,330i,330xd,330xi,M3,M3CSL	1998-2006	DME Digital Motor Electronics	√	√	√	√	√	√
3 Series_E46	316Ci,316i,316ti,318Ci,318d,318i,318td,318ti,320Cd,320Ci,320d,320i,320td,323Ci,323i,325Ci,325i,325ti,325xi,328Ci,328i,330Cd,330Ci,330d,330i,330xd,330xi,M3,M3CSL	1998-2006	DME Motor Electronics	√	√	√	√	√	√

3 Series_E46	316Ci,316i,316ti,318Ci,318d,318i,318td,318ti,320Cd,320Ci,320d,320i,320td,323Ci,323i,325Ci,325i,325ti,325xi,328Ci,328i,330Cd,330Ci,330d,330i,330xd,330xi,M3,M3CSL	1998-2006	DME/DDE (Motor/Diesel Electronics)	√	√	√	√	√	√
3 Series_E46	316Ci,316i,316ti,318Ci,318d,318i,318td,318ti,320Cd,320Ci,320d,320i,320td,323Ci,323i,325Ci,325i,325ti,325xi,328Ci,328i,330Cd,330Ci,330d,330i,330xd,330xi,M3,M3CSL	1998-2006	DME/DDE Motor Electronics	√	√	√	√	√	√
3 Series_E46	316Ci,316i,316ti,318Ci,318d,318i,318td,318ti,320Cd,320Ci,320d,320i,320td,323Ci,323i,325Ci,325i,325ti,325xi,328Ci,328i,330Cd,330Ci,330d,330i,330xd,330xi,M3,M3CSL	1998-2006	DME2/DME2 Digital motor electronics 2	√	√	√	√	√	√
3 Series_E46	316Ci,316i,316ti,318Ci,318d,318i,318td,318ti,320Cd,320Ci,320d,320i,320td,323Ci,323i,325Ci,325i,325ti,325xi,328Ci,328i,330Cd,330Ci,330d,330i,330xd,330xi,M3,M3CSL	1998-2006	DSC Dynamic Stability Control	√	√	√	√	√	√
3 Series_E46	316Ci,316i,316ti,318Ci,318d,318i,318td,318ti,320Cd,320Ci,320d,320i,320td,323Ci,323i,325Ci,325i,325ti,325xi,328Ci,328i,330Cd,330Ci,330d,330i,330xd,330xi,M3,M3CSL	1998-2006	DSC(Bosch)Dynamic Stability Control	√	√	√	√	√	√

3 Series_E46	316Ci,316i,316ti,318Ci,318d,318i,318td,318ti,320Cd,320Ci,320d,320i,320td,323Ci,323i,325Ci,325i,325ti,325xi,328Ci,328i,330Cd,330Ci,330d,330i,330xd,330xi,M3,M3CSL	1998-2006	DSP Digital Sound Processor							
3 Series_E46	316Ci,316i,316ti,318Ci,318d,318i,318td,318ti,320Cd,320Ci,320d,320i,320td,323Ci,323i,325Ci,325i,325ti,325xi,328Ci,328i,330Cd,330Ci,330d,330i,330xd,330xi,M3,M3CSL	1998-2006	DVD CD Changer	√	√	√	√			
3 Series_E46	316Ci,316i,316ti,318Ci,318d,318i,318td,318ti,320Cd,320Ci,320d,320i,320td,323Ci,323i,325Ci,325i,325ti,325xi,328Ci,328i,330Cd,330Ci,330d,330i,330xd,330xi,M3,M3CSL	1998-2006	DVD-C DVD changer	√	√	√	√	√	√	√
3 Series_E46	316Ci,316i,316ti,318Ci,318d,318i,318td,318ti,320Cd,320Ci,320d,320i,320td,323Ci,323i,325Ci,325i,325ti,325xi,328Ci,328i,330Cd,330Ci,330d,330i,330xd,330xi,M3,M3CSL	1998-2006	DVDC DVD Changer	√	√	√	√	√	√	√
3 Series_E46	316Ci,316i,316ti,318Ci,318d,318i,318td,318ti,320Cd,320Ci,320d,320i,320td,323Ci,323i,325Ci,325i,325ti,325xi,328Ci,328i,330Cd,330Ci,330d,330i,330xd,330xi,M3,M3CSL	1998-2006	DWA antitheft alarm system	√	√	√	√	√	√	√

3 Series_E46	316Ci,316i,316ti,318Ci,318d,318i,318td,318ti,320Cd,320Ci,320d,320i,320td,323Ci,323i,325Ci,325i,325ti,325xi,328Ci,328i,330Cd,330Ci,330d,330i,330xd,330xi,M3,M3CSL	1998-2006	EDC Damper Control	√	√	√	√	√	√
3 Series_E46	316Ci,316i,316ti,318Ci,318d,318i,318td,318ti,320Cd,320Ci,320d,320i,320td,323Ci,323i,325Ci,325i,325ti,325xi,328Ci,328i,330Cd,330Ci,330d,330i,330xd,330xi,M3,M3CSL	1998-2006	EDC Electronic Damper Control	√	√	√	√	√	√
3 Series_E46	316Ci,316i,316ti,318Ci,318d,318i,318td,318ti,320Cd,320Ci,320d,320i,320td,323Ci,323i,325Ci,325i,325ti,325xi,328Ci,328i,330Cd,330Ci,330d,330i,330xd,330xi,M3,M3CSL	1998-2006	EDCSHL Damper satellite, rear left	√	√	√	√	√	√
3 Series_E46	316Ci,316i,316ti,318Ci,318d,318i,318td,318ti,320Cd,320Ci,320d,320i,320td,323Ci,323i,325Ci,325i,325ti,325xi,328Ci,328i,330Cd,330Ci,330d,330i,330xd,330xi,M3,M3CSL	1998-2006	EDCSHR Damper satellite, rear right	√	√	√	√	√	√
3 Series_E46	316Ci,316i,316ti,318Ci,318d,318i,318td,318ti,320Cd,320Ci,320d,320i,320td,323Ci,323i,325Ci,325i,325ti,325xi,328Ci,328i,330Cd,330Ci,330d,330i,330xd,330xi,M3,M3CSL	1998-2006	EDCSVL Damper satellite, front left	√	√	√	√	√	√

3 Series_E46	316Ci,316i,316ti,318Ci,318d,318i,318td,318ti,320Cd,320Ci,320d,320i,320td,323Ci,323i,325Ci,325i,325ti,325xi,328Ci,328i,330Cd,330Ci,330d,330i,330xd,330xi,M3,M3CSL	1998-2006	EDCSVR Damper satellite, front right	√	√	√	√	√	√
3 Series_E46	316Ci,316i,316ti,318Ci,318d,318i,318td,318ti,320Cd,320Ci,320d,320i,320td,323Ci,323i,325Ci,325i,325ti,325xi,328Ci,328i,330Cd,330Ci,330d,330i,330xd,330xi,M3,M3CSL	1998-2006	EGS 6HPTU transmission control	√	√	√	√	√	√
3 Series_E46	316Ci,316i,316ti,318Ci,318d,318i,318td,318ti,320Cd,320Ci,320d,320i,320td,323Ci,323i,325Ci,325i,325ti,325xi,328Ci,328i,330Cd,330Ci,330d,330i,330xd,330xi,M3,M3CSL	1998-2006	EGS transmission management	√	√	√	√	√	√
3 Series_E46	316Ci,316i,316ti,318Ci,318d,318i,318td,318ti,320Cd,320Ci,320d,320i,320td,323Ci,323i,325Ci,325i,325ti,325xi,328Ci,328i,330Cd,330Ci,330d,330i,330xd,330xi,M3,M3CSL	1998-2006	EHC Electronic Height Control	√	√	√	√	√	√
3 Series_E46	316Ci,316i,316ti,318Ci,318d,318i,318td,318ti,320Cd,320Ci,320d,320i,320td,323Ci,323i,325Ci,325i,325ti,325xi,328Ci,328i,330Cd,330Ci,330d,330i,330xd,330xi,M3,M3CSL	1998-2006	EHC Electronic Ride-Height Control	√	√	√	√	√	√

3 Series_E46	316Ci,316i,316ti,318Ci,318d,318i,318td,318ti,320Cd,320Ci,320d,320i,320td,323Ci,323i,325Ci,325i,325ti,325xi,328Ci,328i,330Cd,330Ci,330d,330i,330xd,330xi,M3,M3CSL	1998-2006	EHC Ride level(Height) Control	√	√	√	√	√	√
3 Series_E46	316Ci,316i,316ti,318Ci,318d,318i,318td,318ti,320Cd,320Ci,320d,320i,320td,323Ci,323i,325Ci,325i,325ti,325xi,328Ci,328i,330Cd,330Ci,330d,330i,330xd,330xi,M3,M3CSL	1998-2006	EHC/EHC2 (Electronic ride-level control)	√	√	√	√	√	√
3 Series_E46	316Ci,316i,316ti,318Ci,318d,318i,318td,318ti,320Cd,320Ci,320d,320i,320td,323Ci,323i,325Ci,325i,325ti,325xi,328Ci,328i,330Cd,330Ci,330d,330i,330xd,330xi,M3,M3CSL	1998-2006	EHPS Electro-hydraulic steering assistance	√	√	√	√	√	√
3 Series_E46	316Ci,316i,316ti,318Ci,318d,318i,318td,318ti,320Cd,320Ci,320d,320i,320td,323Ci,323i,325Ci,325i,325ti,325xi,328Ci,328i,330Cd,330Ci,330d,330i,330xd,330xi,M3,M3CSL	1998-2006	EKP Fuel pump	√	√	√	√	√	√
3 Series_E46	316Ci,316i,316ti,318Ci,318d,318i,318td,318ti,320Cd,320Ci,320d,320i,320td,323Ci,323i,325Ci,325i,325ti,325xi,328Ci,328i,330Cd,330Ci,330d,330i,330xd,330xi,M3,M3CSL	1998-2006	EKPS Fuel pump	√	√	√	√	√	√

3 Series_E46	316Ci,316i,316ti,318Ci,318d,318i,318td,318ti,320Cd,320Ci,320d,320i,320td,323Ci,323i,325Ci,325i,325ti,325xi,328Ci,328i,330Cd,330Ci,330d,330i,330xd,330xi,M3,M3CSL	1998-2006	EKPS Fuel-pump control	√	√	√	√	√	√
3 Series_E46	316Ci,316i,316ti,318Ci,318d,318i,318td,318ti,320Cd,320Ci,320d,320i,320td,323Ci,323i,325Ci,325i,325ti,325xi,328Ci,328i,330Cd,330Ci,330d,330i,330xd,330xi,M3,M3CSL	1998-2006	EMF Parking brake	√	√	√	√	√	√
3 Series_E46	316Ci,316i,316ti,318Ci,318d,318i,318td,318ti,320Cd,320Ci,320d,320i,320td,323Ci,323i,325Ci,325i,325ti,325xi,328Ci,328i,330Cd,330Ci,330d,330i,330xd,330xi,M3,M3CSL	1998-2006	EML Electronic engine-power control	√	√	√			
3 Series_E46	316Ci,316i,316ti,318Ci,318d,318i,318td,318ti,320Cd,320Ci,320d,320i,320td,323Ci,323i,325Ci,325i,325ti,325xi,328Ci,328i,330Cd,330Ci,330d,330i,330xd,330xi,M3,M3CSL	1998-2006	EPS Electronic Power Steering	√	√	√	√	√	√
3 Series_E46	316Ci,316i,316ti,318Ci,318d,318i,318td,318ti,320Cd,320Ci,320d,320i,320td,323Ci,323i,325Ci,325i,325ti,325xi,328Ci,328i,330Cd,330Ci,330d,330i,330xd,330xi,M3,M3CSL	1998-2006	EWS Electronic immobilizer	√	√	√	√		



3 Series_E46	316Ci,316i,316ti,318Ci,318d,318i,318td,318ti,320Cd,320Ci,320d,320i,320td,323Ci,323i,325Ci,325i,325ti,325xi,328Ci,328i,330Cd,330Ci,330d,330i,330xd,330xi,M3,M3CSL	1998-2006	EWS Vehicle immobilizer	√	√	√	√		
3 Series_E46	316Ci,316i,316ti,318Ci,318d,318i,318td,318ti,320Cd,320Ci,320d,320i,320td,323Ci,323i,325Ci,325i,325ti,325xi,328Ci,328i,330Cd,330Ci,330d,330i,330xd,330xi,M3,M3CSL	1998-2006	FBI Flexible Bus Interface	√	√	√	√		
3 Series_E46	316Ci,316i,316ti,318Ci,318d,318i,318td,318ti,320Cd,320Ci,320d,320i,320td,323Ci,323i,325Ci,325i,325ti,325xi,328Ci,328i,330Cd,330Ci,330d,330i,330xd,330xi,M3,M3CSL	1998-2006	FBZM Rear compartment,controlcenter,center console	√	√	√	√	√	√
3 Series_E46	316Ci,316i,316ti,318Ci,318d,318i,318td,318ti,320Cd,320Ci,320d,320i,320td,323Ci,323i,325Ci,325i,325ti,325xi,328Ci,328i,330Cd,330Ci,330d,330i,330xd,330xi,M3,M3CSL	1998-2006	FCON Rear compartment controller	√	√	√	√	√	√
3 Series_E46	316Ci,316i,316ti,318Ci,318d,318i,318td,318ti,320Cd,320Ci,320d,320i,320td,323Ci,323i,325Ci,325i,325ti,325xi,328Ci,328i,330Cd,330Ci,330d,330i,330xd,330xi,M3,M3CSL	1998-2006	FD Rear-cabin display	√	√	√	√		

3 Series_E46	316Ci,316i,316ti,318Ci,318d,318i,318td,318ti,320Cd,320Ci,320d,320i,320td,323Ci,323i,325Ci,325i,325ti,325xi,328Ci,328i,330Cd,330Ci,330d,330i,330xd,330xi,M3,M3CSL	1998-2006	FD Rear-compartment display	√	√	√	√	√	√
3 Series_E46	316Ci,316i,316ti,318Ci,318d,318i,318td,318ti,320Cd,320Ci,320d,320i,320td,323Ci,323i,325Ci,325i,325ti,325xi,328Ci,328i,330Cd,330Ci,330d,330i,330xd,330xi,M3,M3CSL	1998-2006	FD2 Rear-compartment display2	√	√	√	√	√	√
3 Series_E46	316Ci,316i,316ti,318Ci,318d,318i,318td,318ti,320Cd,320Ci,320d,320i,320td,323Ci,323i,325Ci,325i,325ti,325xi,328Ci,328i,330Cd,330Ci,330d,330i,330xd,330xi,M3,M3CSL	1998-2006	FID Read-compartment information display	√	√	√			
3 Series_E46	316Ci,316i,316ti,318Ci,318d,318i,318td,318ti,320Cd,320Ci,320d,320i,320td,323Ci,323i,325Ci,325i,325ti,325xi,328Ci,328i,330Cd,330Ci,330d,330i,330xd,330xi,M3,M3CSL	1998-2006	FKA Rear heater/air conditioning	√	√	√	√	√	√
3 Series_E46	316Ci,316i,316ti,318Ci,318d,318i,318td,318ti,320Cd,320Ci,320d,320i,320td,323Ci,323i,325Ci,325i,325ti,325xi,328Ci,328i,330Cd,330Ci,330d,330i,330xd,330xi,M3,M3CSL	1998-2006	FKA Rear-cabin automatic A/C	√	√	√	√	√	√

3 Series_E46	316Ci,316i,316ti,318Ci,318d,318i,318td,318ti,320Cd,320Ci,320d,320i,320td,323Ci,323i,325Ci,325i,325ti,325xi,328Ci,328i,330Cd,330Ci,330d,330i,330xd,330xi,M3,M3CSL	1998-2006	FKA Rear-compartment air conditioning	√	√	√	√	√	√
3 Series_E46	316Ci,316i,316ti,318Ci,318d,318i,318td,318ti,320Cd,320Ci,320d,320i,320td,323Ci,323i,325Ci,325i,325ti,325xi,328Ci,328i,330Cd,330Ci,330d,330i,330xd,330xi,M3,M3CSL	1998-2006	FLA High Beam Assist	√	√	√	√	√	√
3 Series_E46	316Ci,316i,316ti,318Ci,318d,318i,318td,318ti,320Cd,320Ci,320d,320i,320td,323Ci,323i,325Ci,325i,325ti,325xi,328Ci,328i,330Cd,330Ci,330d,330i,330xd,330xi,M3,M3CSL	1998-2006	FRM Footwell module	√	√	√	√	√	√
3 Series_E46	316Ci,316i,316ti,318Ci,318d,318i,318td,318ti,320Cd,320Ci,320d,320i,320td,323Ci,323i,325Ci,325i,325ti,325xi,328Ci,328i,330Cd,330Ci,330d,330i,330xd,330xi,M3,M3CSL	1998-2006	FRM/FRM2 Footwell module	√	√	√	√	√	√
3 Series_E46	316Ci,316i,316ti,318Ci,318d,318i,318td,318ti,320Cd,320Ci,320d,320i,320td,323Ci,323i,325Ci,325i,325ti,325xi,328Ci,328i,330Cd,330Ci,330d,330i,330xd,330xi,M3,M3CSL	1998-2006	FRM2 Footwell module 2	√	√	√	√	√	√

3 Series_E46	316Ci,316i,316ti,318Ci,318d,318i,318td,318ti,320Cd,320Ci,320d,320i,320td,323Ci,323i,325Ci,325i,325ti,325xi,328Ci,328i,330Cd,330Ci,330d,330i,330xd,330xi,M3,M3CSL	1998-2006	FZD Function centre,roof	√	√	√	√	√	√
3 Series_E46	316Ci,316i,316ti,318Ci,318d,318i,318td,318ti,320Cd,320Ci,320d,320i,320td,323Ci,323i,325Ci,325i,325ti,325xi,328Ci,328i,330Cd,330Ci,330d,330i,330xd,330xi,M3,M3CSL	1998-2006	GR Cruise control	√	√	√			
3 Series_E46	316Ci,316i,316ti,318Ci,318d,318i,318td,318ti,320Cd,320Ci,320d,320i,320td,323Ci,323i,325Ci,325i,325ti,325xi,328Ci,328i,330Cd,330Ci,330d,330i,330xd,330xi,M3,M3CSL	1998-2006	GWS Gear selector switch	√	√	√	√	√	√
3 Series_E46	316Ci,316i,316ti,318Ci,318d,318i,318td,318ti,320Cd,320Ci,320d,320i,320td,323Ci,323i,325Ci,325i,325ti,325xi,328Ci,328i,330Cd,330Ci,330d,330i,330xd,330xi,M3,M3CSL	1998-2006	HKL Rear-lid lift	√	√	√	√	√	√
3 Series_E46	316Ci,316i,316ti,318Ci,318d,318i,318td,318ti,320Cd,320Ci,320d,320i,320td,323Ci,323i,325Ci,325i,325ti,325xi,328Ci,328i,330Cd,330Ci,330d,330i,330xd,330xi,M3,M3CSL	1998-2006	HKL Rear-lid module X	√	√	√	√		

3 Series_E46	316Ci,316i,316ti,318Ci,318d,318i,318td,318ti,320Cd,320Ci,320d,320i,320td,323Ci,323i,325Ci,325i,325ti,325xi,328Ci,328i,330Cd,330Ci,330d,330i,330xd,330xi,M3,M3CSL	1998-2006	ICM Integrated Chassis Management	√	√	√	√	√	√
3 Series_E46	316Ci,316i,316ti,318Ci,318d,318i,318td,318ti,320Cd,320Ci,320d,320i,320td,323Ci,323i,325Ci,325i,325ti,325xi,328Ci,328i,330Cd,330Ci,330d,330i,330xd,330xi,M3,M3CSL	1998-2006	ICM Integronic Power Steering	√	√	√	√	√	√
3 Series_E46	316Ci,316i,316ti,318Ci,318d,318i,318td,318ti,320Cd,320Ci,320d,320i,320td,323Ci,323i,325Ci,325i,325ti,325xi,328Ci,328i,330Cd,330Ci,330d,330i,330xd,330xi,M3,M3CSL	1998-2006	IHKA Heater/automatic A/C control	√	√	√	√	√	√
3 Series_E46	316Ci,316i,316ti,318Ci,318d,318i,318td,318ti,320Cd,320Ci,320d,320i,320td,323Ci,323i,325Ci,325i,325ti,325xi,328Ci,328i,330Cd,330Ci,330d,330i,330xd,330xi,M3,M3CSL	1998-2006	IHKA Integrated automatic heating/air conditioning	√	√	√	√	√	√
3 Series_E46	316Ci,316i,316ti,318Ci,318d,318i,318td,318ti,320Cd,320Ci,320d,320i,320td,323Ci,323i,325Ci,325i,325ti,325xi,328Ci,328i,330Cd,330Ci,330d,330i,330xd,330xi,M3,M3CSL	1998-2006	IHKA Integrated heating /air conditioning	√	√	√	√	√	√

3 Series_E46	316Ci,316i,316ti,318Ci,318d,318i,318td,318ti,320Cd,320Ci,320d,320i,320td,323Ci,323i,325Ci,325i,325ti,325xi,328Ci,328i,330Cd,330Ci,330d,330i,330xd,330xi,M3,M3CSL	1998-2006	IHKA/IHKR Integrated heating/air conditioning	√	√	√	√	√	√
3 Series_E46	316Ci,316i,316ti,318Ci,318d,318i,318td,318ti,320Cd,320Ci,320d,320i,320td,323Ci,323i,325Ci,325i,325ti,325xi,328Ci,328i,330Cd,330Ci,330d,330i,330xd,330xi,M3,M3CSL	1998-2006	IHKS Integrated heating/air-conditioning control	√	√	√	√	√	√
3 Series_E46	316Ci,316i,316ti,318Ci,318d,318i,318td,318ti,320Cd,320Ci,320d,320i,320td,323Ci,323i,325Ci,325i,325ti,325xi,328Ci,328i,330Cd,330Ci,330d,330i,330xd,330xi,M3,M3CSL	1998-2006	IHS Heater control	√	√	√	√	√	√
3 Series_E46	316Ci,316i,316ti,318Ci,318d,318i,318td,318ti,320Cd,320Ci,320d,320i,320td,323Ci,323i,325Ci,325i,325ti,325xi,328Ci,328i,330Cd,330Ci,330d,330i,330xd,330xi,M3,M3CSL	1998-2006	INSTR Instrumint cluster	√	√	√	√	√	√
3 Series_E46	316Ci,316i,316ti,318Ci,318d,318i,318td,318ti,320Cd,320Ci,320d,320i,320td,323Ci,323i,325Ci,325i,325ti,325xi,328Ci,328i,330Cd,330Ci,330d,330i,330xd,330xi,M3,M3CSL	1998-2006	JBE Junction-box electronics	√	√	√	√	√	√

3 Series_E46	316Ci,316i,316ti,318Ci,318d,318i,318td,318ti,320Cd,320Ci,320d,320i,320td,323Ci,323i,325Ci,325i,325ti,325xi,328Ci,328i,330Cd,330Ci,330d,330i,330xd,330xi,M3,M3CSL	1998-2006	JBE2 Junction Box electronics 2	√	√	√	√	√	√
3 Series_E46	316Ci,316i,316ti,318Ci,318d,318i,318td,318ti,320Cd,320Ci,320d,320i,320td,323Ci,323i,325Ci,325i,325ti,325xi,328Ci,328i,330Cd,330Ci,330d,330i,330xd,330xi,M3,M3CSL	1998-2006	JNAV Navigation system,Japan	√	√	√	√	√	√
3 Series_E46	316Ci,316i,316ti,318Ci,318d,318i,318td,318ti,320Cd,320Ci,320d,320i,320td,323Ci,323i,325Ci,325i,325ti,325xi,328Ci,328i,330Cd,330Ci,330d,330i,330xd,330xi,M3,M3CSL	1998-2006	KBM Body basic module	√	√	√	√	√	√
3 Series_E46	316Ci,316i,316ti,318Ci,318d,318i,318td,318ti,320Cd,320Ci,320d,320i,320td,323Ci,323i,325Ci,325i,325ti,325xi,328Ci,328i,330Cd,330Ci,330d,330i,330xd,330xi,M3,M3CSL	1998-2006	KGM Body Gateway Module	√	√	√	√	√	√
3 Series_E46	316Ci,316i,316ti,318Ci,318d,318i,318td,318ti,320Cd,320Ci,320d,320i,320td,323Ci,323i,325Ci,325i,325ti,325xi,328Ci,328i,330Cd,330Ci,330d,330i,330xd,330xi,M3,M3CSL	1998-2006	KHI Headphones interface	√	√	√	√	√	√

3 Series_E46	316Ci,316i,316ti,318Ci,318d,318i,318td,318ti,320Cd,320Ci,320d,320i,320td,323Ci,323i,325Ci,325i,325ti,325xi,328Ci,328i,330Cd,330Ci,330d,330i,330xd,330xi,M3,M3CSL	1998-2006	KNAV Navigation system,Korea	√	√	√	√	√	√
3 Series_E46	316Ci,316i,316ti,318Ci,318d,318i,318td,318ti,320Cd,320Ci,320d,320i,320td,323Ci,323i,325Ci,325i,325ti,325xi,328Ci,328i,330Cd,330Ci,330d,330i,330xd,330xi,M3,M3CSL	1998-2006	KOM Instrument cluster	√	√	√	√	√	√
3 Series_E46	316Ci,316i,316ti,318Ci,318d,318i,318td,318ti,320Cd,320Ci,320d,320i,320td,323Ci,323i,325Ci,325i,325ti,325xi,328Ci,328i,330Cd,330Ci,330d,330i,330xd,330xi,M3,M3CSL	1998-2006	KOM/IKE/IKI/INSTR(Instrument cluster)	√	√	√	√	√	√
3 Series_E46	316Ci,316i,316ti,318Ci,318d,318i,318td,318ti,320Cd,320Ci,320d,320i,320td,323Ci,323i,325Ci,325i,325ti,325xi,328Ci,328i,330Cd,330Ci,330d,330i,330xd,330xi,M3,M3CSL	1998-2006	KOMBI2 additional Instruments						
3 Series_E46	316Ci,316i,316ti,318Ci,318d,318i,318td,318ti,320Cd,320Ci,320d,320i,320td,323Ci,323i,325Ci,325i,325ti,325xi,328Ci,328i,330Cd,330Ci,330d,330i,330xd,330xi,M3,M3CSL	1998-2006	LEW Steering-angle sensor	√	√	√	√		



3 Series_E46	316Ci,316i,316ti,318Ci,318d,318i,318td,318ti,320Cd,320Ci,320d,320i,320td,323Ci,323i,325Ci,325i,325ti,325xi,328Ci,328i,330Cd,330Ci,330d,330i,330xd,330xi,M3,M3CSL	1998-2006	LEW/LWS (Steering angle sensor)	√	√	√	√		
3 Series_E46	316Ci,316i,316ti,318Ci,318d,318i,318td,318ti,320Cd,320Ci,320d,320i,320td,323Ci,323i,325Ci,325i,325ti,325xi,328Ci,328i,330Cd,330Ci,330d,330i,330xd,330xi,M3,M3CSL	1998-2006	LM Lights Module	√	√	√	√	√	√
3 Series_E46	316Ci,316i,316ti,318Ci,318d,318i,318td,318ti,320Cd,320Ci,320d,320i,320td,323Ci,323i,325Ci,325i,325ti,325xi,328Ci,328i,330Cd,330Ci,330d,330i,330xd,330xi,M3,M3CSL	1998-2006	LM Lights module 2	√	√	√	√	√	√
3 Series_E46	316Ci,316i,316ti,318Ci,318d,318i,318td,318ti,320Cd,320Ci,320d,320i,320td,323Ci,323i,325Ci,325i,325ti,325xi,328Ci,328i,330Cd,330Ci,330d,330i,330xd,330xi,M3,M3CSL	1998-2006	LM2 Lights module 2	√	√	√	√	√	√
3 Series_E46	316Ci,316i,316ti,318Ci,318d,318i,318td,318ti,320Cd,320Ci,320d,320i,320td,323Ci,323i,325Ci,325i,325ti,325xi,328Ci,328i,330Cd,330Ci,330d,330i,330xd,330xi,M3,M3CSL	1998-2006	LRA Automatic headlight vertical aim control	√	√	√			

3 Series_E46	316Ci,316i,316ti,318Ci,318d,318i,318td,318ti,320Cd,320Ci,320d,320i,320td,323Ci,323i,325Ci,325i,325ti,325xi,328Ci,328i,330Cd,330Ci,330d,330i,330xd,330xi,M3,M3CSL	1998-2006	LRA Headlight vertical aim control	√	√	√	√	√	√
3 Series_E46	316Ci,316i,316ti,318Ci,318d,318i,318td,318ti,320Cd,320Ci,320d,320i,320td,323Ci,323i,325Ci,325i,325ti,325xi,328Ci,328i,330Cd,330Ci,330d,330i,330xd,330xi,M3,M3CSL	1998-2006	LRR Long Range Radar	√	√	√			
3 Series_E46	316Ci,316i,316ti,318Ci,318d,318i,318td,318ti,320Cd,320Ci,320d,320i,320td,323Ci,323i,325Ci,325i,325ti,325xi,328Ci,328i,330Cd,330Ci,330d,330i,330xd,330xi,M3,M3CSL	1998-2006	LSZ/LCM (Lights switching center)	√	√	√	√	√	√
3 Series_E46	316Ci,316i,316ti,318Ci,318d,318i,318td,318ti,320Cd,320Ci,320d,320i,320td,323Ci,323i,325Ci,325i,325ti,325xi,328Ci,328i,330Cd,330Ci,330d,330i,330xd,330xi,M3,M3CSL	1998-2006	M-ASK-BO User interface	√	√	√	√	√	√
3 Series_E46	316Ci,316i,316ti,318Ci,318d,318i,318td,318ti,320Cd,320Ci,320d,320i,320td,323Ci,323i,325Ci,325i,325ti,325xi,328Ci,328i,330Cd,330Ci,330d,330i,330xd,330xi,M3,M3CSL	1998-2006	M-ASK-GW Gateway	√	√	√	√	√	√

3 Series_E46	316Ci,316i,316ti,318Ci,318d,318i,318td,318ti,320Cd,320Ci,320d,320i,320td,323Ci,323i,325Ci,325i,325ti,325xi,328Ci,328i,330Cd,330Ci,330d,330i,330xd,330xi,M3,M3CSL	1998-2006	M-ASK-NAV Navigation system	√	√	√	√	√	√
3 Series_E46	316Ci,316i,316ti,318Ci,318d,318i,318td,318ti,320Cd,320Ci,320d,320i,320td,323Ci,323i,325Ci,325i,325ti,325xi,328Ci,328i,330Cd,330Ci,330d,330i,330xd,330xi,M3,M3CSL	1998-2006	MFL Multifunction steering wheel I	√	√	√	√		
3 Series_E46	316Ci,316i,316ti,318Ci,318d,318i,318td,318ti,320Cd,320Ci,320d,320i,320td,323Ci,323i,325Ci,325i,325ti,325xi,328Ci,328i,330Cd,330Ci,330d,330i,330xd,330xi,M3,M3CSL	1998-2006	MID Multi Information Display	√	√	√			
3 Series_E46	316Ci,316i,316ti,318Ci,318d,318i,318td,318ti,320Cd,320Ci,320d,320i,320td,323Ci,323i,325Ci,325i,325ti,325xi,328Ci,328i,330Cd,330Ci,330d,330i,330xd,330xi,M3,M3CSL	1998-2006	MPM Micro-power module	√	√	√	√	√	√
3 Series_E46	316Ci,316i,316ti,318Ci,318d,318i,318td,318ti,320Cd,320Ci,320d,320i,320td,323Ci,323i,325Ci,325i,325ti,325xi,328Ci,328i,330Cd,330Ci,330d,330i,330xd,330xi,M3,M3CSL	1998-2006	MRS Multiple Restraint System	√	√	√	√		

3 Series_E46	316Ci,316i,316ti,318Ci,318d,318i,318td,318ti,320Cd,320Ci,320d,320i,320td,323Ci,323i,325Ci,325i,325ti,325xi,328Ci,328i,330Cd,330Ci,330d,330i,330xd,330xi,M3,M3CSL	1998-2006	MRS/AirBag (Multiple Restraint System)	√	√	√			
3 Series_E46	316Ci,316i,316ti,318Ci,318d,318i,318td,318ti,320Cd,320Ci,320d,320i,320td,323Ci,323i,325Ci,325i,325ti,325xi,328Ci,328i,330Cd,330Ci,330d,330i,330xd,330xi,M3,M3CSL	1998-2006	MRS/AirBag(Multiple Restraint System)	√	√	√			
3 Series_E46	316Ci,316i,316ti,318Ci,318d,318i,318td,318ti,320Cd,320Ci,320d,320i,320td,323Ci,323i,325Ci,325i,325ti,325xi,328Ci,328i,330Cd,330Ci,330d,330i,330xd,330xi,M3,M3CSL	1998-2006	MRS/AirBag/SIM (Multiple Restraint System)	√	√	√	√	√	√
3 Series_E46	316Ci,316i,316ti,318Ci,318d,318i,318td,318ti,320Cd,320Ci,320d,320i,320td,323Ci,323i,325Ci,325i,325ti,325xi,328Ci,328i,330Cd,330Ci,330d,330i,330xd,330xi,M3,M3CSL	1998-2006	NAV Navigation computer	√	√	√	√		
3 Series_E46	316Ci,316i,316ti,318Ci,318d,318i,318td,318ti,320Cd,320Ci,320d,320i,320td,323Ci,323i,325Ci,325i,325ti,325xi,328Ci,328i,330Cd,330Ci,330d,330i,330xd,330xi,M3,M3CSL	1998-2006	NAV Navigation computer, Europe	√	√	√	√		

3 Series_E46	316Ci,316i,316ti,318Ci,318d,318i,318td,318ti,320Cd,320Ci,320d,320i,320td,323Ci,323i,325Ci,325i,325ti,325xi,328Ci,328i,330Cd,330Ci,330d,330i,330xd,330xi,M3,M3CSL	1998-2006	NAV Navigation system	√	√	√	√	√	√
3 Series_E46	316Ci,316i,316ti,318Ci,318d,318i,318td,318ti,320Cd,320Ci,320d,320i,320td,323Ci,323i,325Ci,325i,325ti,325xi,328Ci,328i,330Cd,330Ci,330d,330i,330xd,330xi,M3,M3CSL	1998-2006	NVE Night Vision Electronics	√	√	√	√	√	√
3 Series_E46	316Ci,316i,316ti,318Ci,318d,318i,318td,318ti,320Cd,320Ci,320d,320i,320td,323Ci,323i,325Ci,325i,325ti,325xi,328Ci,328i,330Cd,330Ci,330d,330i,330xd,330xi,M3,M3CSL	1998-2006	NVK Night vision camera	√	√	√	√	√	√
3 Series_E46	316Ci,316i,316ti,318Ci,318d,318i,318td,318ti,320Cd,320Ci,320d,320i,320td,323Ci,323i,325Ci,325i,325ti,325xi,328Ci,328i,330Cd,330Ci,330d,330i,330xd,330xi,M3,M3CSL	1998-2006	PDC Park Distance Control	√	√	√	√	√	√
3 Series_E46	316Ci,316i,316ti,318Ci,318d,318i,318td,318ti,320Cd,320Ci,320d,320i,320td,323Ci,323i,325Ci,325i,325ti,325xi,328Ci,328i,330Cd,330Ci,330d,330i,330xd,330xi,M3,M3CSL	1998-2006	PM Power module	√	√	√	√	√	√

3 Series_E46	316Ci,316i,316ti,318Ci,318d,318i,318td,318ti,320Cd,320Ci,320d,320i,320td,323Ci,323i,325Ci,325i,325ti,325xi,328Ci,328i,330Cd,330Ci,330d,330i,330xd,330xi,M3,M3CSL	1998-2006	QMVHL Lateral-moment distribution,rear axle	√	√	√	√	√	√
3 Series_E46	316Ci,316i,316ti,318Ci,318d,318i,318td,318ti,320Cd,320Ci,320d,320i,320td,323Ci,323i,325Ci,325i,325ti,325xi,328Ci,328i,330Cd,330Ci,330d,330i,330xd,330xi,M3,M3CSL	1998-2006	RAD Radio	√	√	√	√	√	√
3 Series_E46	316Ci,316i,316ti,318Ci,318d,318i,318td,318ti,320Cd,320Ci,320d,320i,320td,323Ci,323i,325Ci,325i,325ti,325xi,328Ci,328i,330Cd,330Ci,330d,330i,330xd,330xi,M3,M3CSL	1998-2006	RAD2-BO User interface	√	√	√	√	√	√
3 Series_E46	316Ci,316i,316ti,318Ci,318d,318i,318td,318ti,320Cd,320Ci,320d,320i,320td,323Ci,323i,325Ci,325i,325ti,325xi,328Ci,328i,330Cd,330Ci,330d,330i,330xd,330xi,M3,M3CSL	1998-2006	RAD2-GW Gateway	√	√	√	√		
3 Series_E46	316Ci,316i,316ti,318Ci,318d,318i,318td,318ti,320Cd,320Ci,320d,320i,320td,323Ci,323i,325Ci,325i,325ti,325xi,328Ci,328i,330Cd,330Ci,330d,330i,330xd,330xi,M3,M3CSL	1998-2006	RAD2-GW Gateway	√	√	√	√	√	√

3 Series_E46	316Ci,316i,316ti,318Ci,318d,318i,318td,318ti,320Cd,320Ci,320d,320i,320td,323Ci,323i,325Ci,325i,325ti,325xi,328Ci,328i,330Cd,330Ci,330d,330i,330xd,330xi,M3,M3CSL	1998-2006	RDC Tire pressure control	√	√	√	√		
3 Series_E46	316Ci,316i,316ti,318Ci,318d,318i,318td,318ti,320Cd,320Ci,320d,320i,320td,323Ci,323i,325Ci,325i,325ti,325xi,328Ci,328i,330Cd,330Ci,330d,330i,330xd,330xi,M3,M3CSL	1998-2006	RDC/RDW Tyre pressure check	√	√	√	√		
3 Series_E46	316Ci,316i,316ti,318Ci,318d,318i,318td,318ti,320Cd,320Ci,320d,320i,320td,323Ci,323i,325Ci,325i,325ti,325xi,328Ci,328i,330Cd,330Ci,330d,330i,330xd,330xi,M3,M3CSL	1998-2006	RFK Reversing camera	√	√	√	√	√	√
3 Series_E46	316Ci,316i,316ti,318Ci,318d,318i,318td,318ti,320Cd,320Ci,320d,320i,320td,323Ci,323i,325Ci,325i,325ti,325xi,328Ci,328i,330Cd,330Ci,330d,330i,330xd,330xi,M3,M3CSL	1998-2006	RLS Rain/Light Sensor	√	√	√	√		
3 Series_E46	316Ci,316i,316ti,318Ci,318d,318i,318td,318ti,320Cd,320Ci,320d,320i,320td,323Ci,323i,325Ci,325i,325ti,325xi,328Ci,328i,330Cd,330Ci,330d,330i,330xd,330xi,M3,M3CSL	1998-2006	RLS/AIC (Rain/Light Sensor/Automatic interval Control)	√	√	√	√		

3 Series_E46	316Ci,316i,316ti,318Ci,318d,318i,318td,318ti,320Cd,320Ci,320d,320i,320td,323Ci,323i,325Ci,325i,325ti,325xi,328Ci,328i,330Cd,330Ci,330d,330i,330xd,330xi,M3,M3CSL	1998-2006	RLSS Rain/light solar sensor	√	√	√	√	√	√
3 Series_E46	316Ci,316i,316ti,318Ci,318d,318i,318td,318ti,320Cd,320Ci,320d,320i,320td,323Ci,323i,325Ci,325i,325ti,325xi,328Ci,328i,330Cd,330Ci,330d,330i,330xd,330xi,M3,M3CSL	1998-2006	RLSS Solar Rain/Light Sensor	√	√	√	√	√	√
3 Series_E46	316Ci,316i,316ti,318Ci,318d,318i,318td,318ti,320Cd,320Ci,320d,320i,320td,323Ci,323i,325Ci,325i,325ti,325xi,328Ci,328i,330Cd,330Ci,330d,330i,330xd,330xi,M3,M3CSL	1998-2006	RSE Rear Seat Entertainment	√	√	√	√	√	√
3 Series_E46	316Ci,316i,316ti,318Ci,318d,318i,318td,318ti,320Cd,320Ci,320d,320i,320td,323Ci,323i,325Ci,325i,325ti,325xi,328Ci,328i,330Cd,330Ci,330d,330i,330xd,330xi,M3,M3CSL	1998-2006	RSE Rear seat entertainment	√	√	√	√	√	√
3 Series_E46	316Ci,316i,316ti,318Ci,318d,318i,318td,318ti,320Cd,320Ci,320d,320i,320td,323Ci,323i,325Ci,325i,325ti,325xi,328Ci,328i,330Cd,330Ci,330d,330i,330xd,330xi,M3,M3CSL	1998-2006	SASL Satellite,A-pillar,left	√	√	√	√		



3 Series_E46	316Ci,316i,316ti,318Ci,318d,318i,318td,318ti,320Cd,320Ci,320d,320i,320td,323Ci,323i,325Ci,325i,325ti,325xi,328Ci,328i,330Cd,330Ci,330d,330i,330xd,330xi,M3,M3CSL	1998-2006	SASR Satellite,A-pillar,right	√	√	√	√		
3 Series_E46	316Ci,316i,316ti,318Ci,318d,318i,318td,318ti,320Cd,320Ci,320d,320i,320td,323Ci,323i,325Ci,325i,325ti,325xi,328Ci,328i,330Cd,330Ci,330d,330i,330xd,330xi,M3,M3CSL	1998-2006	SBSL Satellite,B-pillar,left	√	√	√	√		
3 Series_E46	316Ci,316i,316ti,318Ci,318d,318i,318td,318ti,320Cd,320Ci,320d,320i,320td,323Ci,323i,325Ci,325i,325ti,325xi,328Ci,328i,330Cd,330Ci,330d,330i,330xd,330xi,M3,M3CSL	1998-2006	SBSR Satellite,B-pillar,right	√	√	√	√		
3 Series_E46	316Ci,316i,316ti,318Ci,318d,318i,318td,318ti,320Cd,320Ci,320d,320i,320td,323Ci,323i,325Ci,325i,325ti,325xi,328Ci,328i,330Cd,330Ci,330d,330i,330xd,330xi,M3,M3CSL	1998-2006	SBSR Satellite,B-pillar,right	√	√	√	√	√	√
3 Series_E46	316Ci,316i,316ti,318Ci,318d,318i,318td,318ti,320Cd,320Ci,320d,320i,320td,323Ci,323i,325Ci,325i,325ti,325xi,328Ci,328i,330Cd,330Ci,330d,330i,330xd,330xi,M3,M3CSL	1998-2006	SDARS Satellite tuner (US)	√	√	√	√	√	√

3 Series_E46	316Ci,316i,316ti,318Ci,318d,318i,318td,318ti,320Cd,320Ci,320d,320i,320td,323Ci,323i,325Ci,325i,325ti,325xi,328Ci,328i,330Cd,330Ci,330d,330i,330xd,330xi,M3,M3CSL	1998-2006	SEC1 Supplementary control unit 1	√	√	√			
3 Series_E46	316Ci,316i,316ti,318Ci,318d,318i,318td,318ti,320Cd,320Ci,320d,320i,320td,323Ci,323i,325Ci,325i,325ti,325xi,328Ci,328i,330Cd,330Ci,330d,330i,330xd,330xi,M3,M3CSL	1998-2006	SEC2 Supplementary control unit 2	√	√	√			
3 Series_E46	316Ci,316i,316ti,318Ci,318d,318i,318td,318ti,320Cd,320Ci,320d,320i,320td,323Ci,323i,325Ci,325i,325ti,325xi,328Ci,328i,330Cd,330Ci,330d,330i,330xd,330xi,M3,M3CSL	1998-2006	SFZ Satellite vehicle center	√	√	√	√		
3 Series_E46	316Ci,316i,316ti,318Ci,318d,318i,318td,318ti,320Cd,320Ci,320d,320i,320td,323Ci,323i,325Ci,325i,325ti,325xi,328Ci,328i,330Cd,330Ci,330d,330i,330xd,330xi,M3,M3CSL	1998-2006	SG-FD Control unit,rear-compartment display	√	√	√	√		
3 Series_E46	316Ci,316i,316ti,318Ci,318d,318i,318td,318ti,320Cd,320Ci,320d,320i,320td,323Ci,323i,325Ci,325i,325ti,325xi,328Ci,328i,330Cd,330Ci,330d,330i,330xd,330xi,M3,M3CSL	1998-2006	SG-FD-GW Control unit,rear-compartment display(gateway)	√	√	√	√	√	√

3 Series_E46	316Ci,316i,316ti,318Ci,318d,318i,318td,318ti,320Cd,320Ci,320d,320i,320td,323Ci,323i,325Ci,325i,325ti,325xi,328Ci,328i,330Cd,330Ci,330d,330i,330xd,330xi,M3,M3CSL	1998-2006	SGM-SIM Safety and Gateway Module(SIM)	√	√	√	√	√	√
3 Series_E46	316Ci,316i,316ti,318Ci,318d,318i,318td,318ti,320Cd,320Ci,320d,320i,320td,323Ci,323i,325Ci,325i,325ti,325xi,328Ci,328i,330Cd,330Ci,330d,330i,330xd,330xi,M3,M3CSL	1998-2006	SGM-ZGM Safety and Gateway Module(ZGM)	√	√	√			
3 Series_E46	316Ci,316i,316ti,318Ci,318d,318i,318td,318ti,320Cd,320Ci,320d,320i,320td,323Ci,323i,325Ci,325i,325ti,325xi,328Ci,328i,330Cd,330Ci,330d,330i,330xd,330xi,M3,M3CSL	1998-2006	SHD Slide/tilt sunroof 2	√	√	√	√	√	√
3 Series_E46	316Ci,316i,316ti,318Ci,318d,318i,318td,318ti,320Cd,320Ci,320d,320i,320td,323Ci,323i,325Ci,325i,325ti,325xi,328Ci,328i,330Cd,330Ci,330d,330i,330xd,330xi,M3,M3CSL	1998-2006	SHD Sliding/tilting sunroof	√	√	√	√	√	√
3 Series_E46	316Ci,316i,316ti,318Ci,318d,318i,318td,318ti,320Cd,320Ci,320d,320i,320td,323Ci,323i,325Ci,325i,325ti,325xi,328Ci,328i,330Cd,330Ci,330d,330i,330xd,330xi,M3,M3CSL	1998-2006	SHD Sliding/tilting sunroof module	√	√	√	√	√	√

3 Series_E46	316Ci,316i,316ti,318Ci,318d,318i,318td,318ti,320Cd,320Ci,320d,320i,320td,323Ci,323i,325Ci,325i,325ti,325xi,328Ci,328i,330Cd,330Ci,330d,330i,330xd,330xi,M3,M3CSL	1998-2006	SHD Sliding/tilting sunroof	√	√	√			
3 Series_E46	316Ci,316i,316ti,318Ci,318d,318i,318td,318ti,320Cd,320Ci,320d,320i,320td,323Ci,323i,325Ci,325i,325ti,325xi,328Ci,328i,330Cd,330Ci,330d,330i,330xd,330xi,M3,M3CSL	1998-2006	SHZH Independent/auxiliary heater	√	√	√	√	√	√
3 Series_E46	316Ci,316i,316ti,318Ci,318d,318i,318td,318ti,320Cd,320Ci,320d,320i,320td,323Ci,323i,325Ci,325i,325ti,325xi,328Ci,328i,330Cd,330Ci,330d,330i,330xd,330xi,M3,M3CSL	1998-2006	SIM Safety and information module	√	√	√	√	√	√
3 Series_E46	316Ci,316i,316ti,318Ci,318d,318i,318td,318ti,320Cd,320Ci,320d,320i,320td,323Ci,323i,325Ci,325i,325ti,325xi,328Ci,328i,330Cd,330Ci,330d,330i,330xd,330xi,M3,M3CSL	1998-2006	SINE Siren and tilt sensor	√	√	√	√		
3 Series_E46	316Ci,316i,316ti,318Ci,318d,318i,318td,318ti,320Cd,320Ci,320d,320i,320td,323Ci,323i,325Ci,325i,325ti,325xi,328Ci,328i,330Cd,330Ci,330d,330i,330xd,330xi,M3,M3CSL	1998-2006	SINE Siren with tilt sensor	√	√	√	√	√	√

3 Series_E46	316Ci,316i,316ti,318Ci,318d,318i,318td,318ti,320Cd,320Ci,320d,320i,320td,323Ci,323i,325Ci,325i,325ti,325xi,328Ci,328i,330Cd,330Ci,330d,330i,330xd,330xi,M3,M3CSL	1998-2006	SMBF Seat module,passenger	√	√	√	√	√	√
3 Series_E46	316Ci,316i,316ti,318Ci,318d,318i,318td,318ti,320Cd,320Ci,320d,320i,320td,323Ci,323i,325Ci,325i,325ti,325xi,328Ci,328i,330Cd,330Ci,330d,330i,330xd,330xi,M3,M3CSL	1998-2006	SMBFH Seat module,passenger'sside,rear	√	√	√	√	√	√
3 Series_E46	316Ci,316i,316ti,318Ci,318d,318i,318td,318ti,320Cd,320Ci,320d,320i,320td,323Ci,323i,325Ci,325i,325ti,325xi,328Ci,328i,330Cd,330Ci,330d,330i,330xd,330xi,M3,M3CSL	1998-2006	SMF/SM/SLM (Seat memory,driver)	√	√	√	√	√	√
3 Series_E46	316Ci,316i,316ti,318Ci,318d,318i,318td,318ti,320Cd,320Ci,320d,320i,320td,323Ci,323i,325Ci,325i,325ti,325xi,328Ci,328i,330Cd,330Ci,330d,330i,330xd,330xi,M3,M3CSL	1998-2006	SMFA Seat module,driver	√	√	√	√	√	√
3 Series_E46	316Ci,316i,316ti,318Ci,318d,318i,318td,318ti,320Cd,320Ci,320d,320i,320td,323Ci,323i,325Ci,325i,325ti,325xi,328Ci,328i,330Cd,330Ci,330d,330i,330xd,330xi,M3,M3CSL	1998-2006	SMFAH Seat module,driver'sside,rear	√	√	√	√	√	√

3 Series_E46	316Ci,316i,316ti,318Ci,318d,318i,318td,318ti,320Cd,320Ci,320d,320i,320td,323Ci,323i,325Ci,325i,325ti,325xi,328Ci,328i,330Cd,330Ci,330d,330i,330xd,330xi,M3,M3CSL	1998-2006	SPMBT Mirror memory,passenger	√	√	√	√	√	√
3 Series_E46	316Ci,316i,316ti,318Ci,318d,318i,318td,318ti,320Cd,320Ci,320d,320i,320td,323Ci,323i,325Ci,325i,325ti,325xi,328Ci,328i,330Cd,330Ci,330d,330i,330xd,330xi,M3,M3CSL	1998-2006	SPMFT Mirror memory,driver	√	√	√	√	√	√
3 Series_E46	316Ci,316i,316ti,318Ci,318d,318i,318td,318ti,320Cd,320Ci,320d,320i,320td,323Ci,323i,325Ci,325i,325ti,325xi,328Ci,328i,330Cd,330Ci,330d,330i,330xd,330xi,M3,M3CSL	1998-2006	SSBF Satellite,seat,passenger	√	√	√	√		
3 Series_E46	316Ci,316i,316ti,318Ci,318d,318i,318td,318ti,320Cd,320Ci,320d,320i,320td,323Ci,323i,325Ci,325i,325ti,325xi,328Ci,328i,330Cd,330Ci,330d,330i,330xd,330xi,M3,M3CSL	1998-2006	SSFA Satellite,seat,driver	√	√	√	√		
3 Series_E46	316Ci,316i,316ti,318Ci,318d,318i,318td,318ti,320Cd,320Ci,320d,320i,320td,323Ci,323i,325Ci,325i,325ti,325xi,328Ci,328i,330Cd,330Ci,330d,330i,330xd,330xi,M3,M3CSL	1998-2006	SSH Satellite,seat,rear	√	√	√	√	√	√

3 Series_E46	316Ci,316i,316ti,318Ci,318d,318i,318td,318ti,320Cd,320Ci,320d,320i,320td,323Ci,323i,325Ci,325i,325ti,325xi,328Ci,328i,330Cd,330Ci,330d,330i,330xd,330xi,M3,M3CSL	1998-2006	STH park heating						
3 Series_E46	316Ci,316i,316ti,318Ci,318d,318i,318td,318ti,320Cd,320Ci,320d,320i,320td,323Ci,323i,325Ci,325i,325ti,325xi,328Ci,328i,330Cd,330Ci,330d,330i,330xd,330xi,M3,M3CSL	1998-2006	STVL Satellite,door,front left	√	√	√	√		
3 Series_E46	316Ci,316i,316ti,318Ci,318d,318i,318td,318ti,320Cd,320Ci,320d,320i,320td,323Ci,323i,325Ci,325i,325ti,325xi,328Ci,328i,330Cd,330Ci,330d,330i,330xd,330xi,M3,M3CSL	1998-2006	STVR Satellite,door,front right	√	√	√	√		
3 Series_E46	316Ci,316i,316ti,318Ci,318d,318i,318td,318ti,320Cd,320Ci,320d,320i,320td,323Ci,323i,325Ci,325i,325ti,325xi,328Ci,328i,330Cd,330Ci,330d,330i,330xd,330xi,M3,M3CSL	1998-2006	SVS Language processing system	√	√	√	√		
3 Series_E46	316Ci,316i,316ti,318Ci,318d,318i,318td,318ti,320Cd,320Ci,320d,320i,320td,323Ci,323i,325Ci,325i,325ti,325xi,328Ci,328i,330Cd,330Ci,330d,330i,330xd,330xi,M3,M3CSL	1998-2006	SVT Servotronic						

3 Series_E46	316Ci,316i,316ti,318Ci,318d,318i,318td,318ti,320Cd,320Ci,320d,320i,320td,323Ci,323i,325Ci,325i,325ti,325xi,328Ci,328i,330Cd,330Ci,330d,330i,330xd,330xi,M3,M3CSL	1998-2006	SZL Switch center,steering column	√	√	√	√	√	√
3 Series_E46	316Ci,316i,316ti,318Ci,318d,318i,318td,318ti,320Cd,320Ci,320d,320i,320td,323Ci,323i,325Ci,325i,325ti,325xi,328Ci,328i,330Cd,330Ci,330d,330i,330xd,330xi,M3,M3CSL	1998-2006	SZM Switching center,center console	√	√	√	√	√	√
3 Series_E46	316Ci,316i,316ti,318Ci,318d,318i,318td,318ti,320Cd,320Ci,320d,320i,320td,323Ci,323i,325Ci,325i,325ti,325xi,328Ci,328i,330Cd,330Ci,330d,330i,330xd,330xi,M3,M3CSL	1998-2006	Short test	√	√	√			
3 Series_E46	316Ci,316i,316ti,318Ci,318d,318i,318td,318ti,320Cd,320Ci,320d,320i,320td,323Ci,323i,325Ci,325i,325ti,325xi,328Ci,328i,330Cd,330Ci,330d,330i,330xd,330xi,M3,M3CSL	1998-2006	TCU Telematic Control Unit	√	√	√	√	√	√
3 Series_E46	316Ci,316i,316ti,318Ci,318d,318i,318td,318ti,320Cd,320Ci,320d,320i,320td,323Ci,323i,325Ci,325i,325ti,325xi,328Ci,328i,330Cd,330Ci,330d,330i,330xd,330xi,M3,M3CSL	1998-2006	TEL Telephone	√	√	√	√		



3 Series_E46	316Ci,316i,316ti,318Ci,318d,318i,318td,318ti,320Cd,320Ci,320d,320i,320td,323Ci,323i,325Ci,325i,325ti,325xi,328Ci,328i,330Cd,330Ci,330d,330i,330xd,330xi,M3,M3CSL	1998-2006	TMBF Door module,front passenger	√	√	√	√	√	√
3 Series_E46	316Ci,316i,316ti,318Ci,318d,318i,318td,318ti,320Cd,320Ci,320d,320i,320td,323Ci,323i,325Ci,325i,325ti,325xi,328Ci,328i,330Cd,330Ci,330d,330i,330xd,330xi,M3,M3CSL	1998-2006	TMBFH Door module,passenger'sside,rear	√	√	√	√		
3 Series_E46	316Ci,316i,316ti,318Ci,318d,318i,318td,318ti,320Cd,320Ci,320d,320i,320td,323Ci,323i,325Ci,325i,325ti,325xi,328Ci,328i,330Cd,330Ci,330d,330i,330xd,330xi,M3,M3CSL	1998-2006	TMBFT Door module,passenger door	√	√	√	√		
3 Series_E46	316Ci,316i,316ti,318Ci,318d,318i,318td,318ti,320Cd,320Ci,320d,320i,320td,323Ci,323i,325Ci,325i,325ti,325xi,328Ci,328i,330Cd,330Ci,330d,330i,330xd,330xi,M3,M3CSL	1998-2006	TMFA Door module,driver	√	√	√	√	√	√
3 Series_E46	316Ci,316i,316ti,318Ci,318d,318i,318td,318ti,320Cd,320Ci,320d,320i,320td,323Ci,323i,325Ci,325i,325ti,325xi,328Ci,328i,330Cd,330Ci,330d,330i,330xd,330xi,M3,M3CSL	1998-2006	TMFAH Door module,driver'sside,rear	√	√	√	√		

3 Series_E46	316Ci,316i,316ti,318Ci,318d,318i,318td,318ti,320Cd,320Ci,320d,320i,320td,323Ci,323i,325Ci,325i,325ti,325xi,328Ci,328i,330Cd,330Ci,330d,330i,330xd,330xi,M3,M3CSL	1998-2006	TMFAT Door module,driver's door	√	√	√	√		
3 Series_E46	316Ci,316i,316ti,318Ci,318d,318i,318td,318ti,320Cd,320Ci,320d,320i,320td,323Ci,323i,325Ci,325i,325ti,325xi,328Ci,328i,330Cd,330Ci,330d,330i,330xd,330xi,M3,M3CSL	1998-2006	TRSVIC All round view camera	√	√	√	√	√	√
3 Series_E46	316Ci,316i,316ti,318Ci,318d,318i,318td,318ti,320Cd,320Ci,320d,320i,320td,323Ci,323i,325Ci,325i,325ti,325xi,328Ci,328i,330Cd,330Ci,330d,330i,330xd,330xi,M3,M3CSL	1998-2006	ULF Universal charging and hands-free facility	√	√	√	√	√	√
3 Series_E46	316Ci,316i,316ti,318Ci,318d,318i,318td,318ti,320Cd,320Ci,320d,320i,320td,323Ci,323i,325Ci,325i,325ti,325xi,328Ci,328i,330Cd,330Ci,330d,330i,330xd,330xi,M3,M3CSL	1998-2006	ULF-SBX-H Interface box High	√	√	√	√	√	√
3 Series_E46	316Ci,316i,316ti,318Ci,318d,318i,318td,318ti,320Cd,320Ci,320d,320i,320td,323Ci,323i,325Ci,325i,325ti,325xi,328Ci,328i,330Cd,330Ci,330d,330i,330xd,330xi,M3,M3CSL	1998-2006	VDM Vertical Dynamics Management	√	√	√	√	√	√

3 Series_E46	316Ci,316i,316ti,318Ci,318d,318i,318td,318ti,320Cd,320Ci,320d,320i,320td,323Ci,323i,325Ci,325i,325ti,325xi,328Ci,328i,330Cd,330Ci,330d,330i,330xd,330xi,M3,M3CSL	1998-2006	VID Video module	√	√	√			
3 Series_E46	316Ci,316i,316ti,318Ci,318d,318i,318td,318ti,320Cd,320Ci,320d,320i,320td,323Ci,323i,325Ci,325i,325ti,325xi,328Ci,328i,330Cd,330Ci,330d,330i,330xd,330xi,M3,M3CSL	1998-2006	VM Video Module	√	√	√	√	√	√
3 Series_E46	316Ci,316i,316ti,318Ci,318d,318i,318td,318ti,320Cd,320Ci,320d,320i,320td,323Ci,323i,325Ci,325i,325ti,325xi,328Ci,328i,330Cd,330Ci,330d,330i,330xd,330xi,M3,M3CSL	1998-2006	VSW Video switch	√	√	√	√	√	√
3 Series_E46	316Ci,316i,316ti,318Ci,318d,318i,318td,318ti,320Cd,320Ci,320d,320i,320td,323Ci,323i,325Ci,325i,325ti,325xi,328Ci,328i,330Cd,330Ci,330d,330i,330xd,330xi,M3,M3CSL	1998-2006	VTC Valvetronic	√	√	√			
3 Series_E46	316Ci,316i,316ti,318Ci,318d,318i,318td,318ti,320Cd,320Ci,320d,320i,320td,323Ci,323i,325Ci,325i,325ti,325xi,328Ci,328i,330Cd,330Ci,330d,330i,330xd,330xi,M3,M3CSL	1998-2006	VTC2 Valvetronic 2	√	√	√			

3 Series_E46	316Ci,316i,316ti,318Ci,318d,318i,318td,318ti,320Cd,320Ci,320d,320i,320td,323Ci,323i,325Ci,325i,325ti,325xi,328Ci,328i,330Cd,330Ci,330d,330i,330xd,330xi,M3,M3CSL	1998-2006	VTG Transfer case	√	√	√	√	√	√
3 Series_E46	316Ci,316i,316ti,318Ci,318d,318i,318td,318ti,320Cd,320Ci,320d,320i,320td,323Ci,323i,325Ci,325i,325ti,325xi,328Ci,328i,330Cd,330Ci,330d,330i,330xd,330xi,M3,M3CSL	1998-2006	WIM Wiper module	√	√	√	√	√	√
3 Series_E46	316Ci,316i,316ti,318Ci,318d,318i,318td,318ti,320Cd,320Ci,320d,320i,320td,323Ci,323i,325Ci,325i,325ti,325xi,328Ci,328i,330Cd,330Ci,330d,330i,330xd,330xi,M3,M3CSL	1998-2006	ZGM Central Gateway Module	√	√	√	√	√	√
3 Series_E46	316Ci,316i,316ti,318Ci,318d,318i,318td,318ti,320Cd,320Ci,320d,320i,320td,323Ci,323i,325Ci,325i,325ti,325xi,328Ci,328i,330Cd,330Ci,330d,330i,330xd,330xi,M3,M3CSL	1998-2006	ZKE Central body electronics BC 1	√	√	√	√	√	√
3 Series_E46	316Ci,316i,316ti,318Ci,318d,318i,318td,318ti,320Cd,320Ci,320d,320i,320td,323Ci,323i,325Ci,325i,325ti,325xi,328Ci,328i,330Cd,330Ci,330d,330i,330xd,330xi,M3,M3CSL	1998-2006	ZKE/GM (Central body electronics/GM base module)	√	√	√	√	√	√
3Series_E90/E91/E92/E93	316i,318d,318i,320d,320i,320si,320xd,323i,325d,325i,325xi,328i,328xi,330d,330i,330xd,330xi,335d,335i,335xi,M3	2004-2016	ABS/ASC/DSC (Dynamic Stability Control)	√	√	√	√	√	√

3Series_E90/E91/E92/E93	316i,318d,318i,320d,320i,320si,320xd,323i,325d,325i,325xi,328i,328xi,330d,330i,330xd,330xi,335d,335i,335xi,M3	2004-2016	ACC Active cruise control	√	√	√	√	√	√
3Series_E90/E91/E92/E93	316i,318d,318i,320d,320i,320si,320xd,323i,325d,325i,325xi,328i,328xi,330d,330i,330xd,330xi,335d,335i,335xi,M3	2004-2016	ACC/ACC2 Active Cruise Control	√	√	√			
3Series_E90/E91/E92/E93	316i,318d,318i,320d,320i,320si,320xd,323i,325d,325i,325xi,328i,328xi,330d,330i,330xd,330xi,335d,335i,335xi,M3	2004-2016	ACSM Crash Safety Module	√	√	√	√	√	√
3Series_E90/E91/E92/E93	316i,318d,318i,320d,320i,320si,320xd,323i,325d,325i,325xi,328i,328xi,330d,330i,330xd,330xi,335d,335i,335xi,M3	2004-2016	ACSM/MRS Crash Safety Module	√	√	√	√		
3Series_E90/E91/E92/E93	316i,318d,318i,320d,320i,320si,320xd,323i,325d,325i,325xi,328i,328xi,330d,330i,330xd,330xi,335d,335i,335xi,M3	2004-2016	AHL Adaptive directional headlights	√	√	√	√	√	√
3Series_E90/E91/E92/E93	316i,318d,318i,320d,320i,320si,320xd,323i,325d,325i,325xi,328i,328xi,330d,330i,330xd,330xi,335d,335i,335xi,M3	2004-2016	AHM Trailer module	√	√	√	√	√	√
3Series_E90/E91/E92/E93	316i,318d,318i,320d,320i,320si,320xd,323i,325d,325i,325xi,328i,328xi,330d,330i,330xd,330xi,335d,335i,335xi,M3	2004-2016	AL active front steering (AFS70)	√	√	√	√		
3Series_E90/E91/E92/E93	316i,318d,318i,320d,320i,320si,320xd,323i,325d,325i,325xi,328i,328xi,330d,330i,330xd,330xi,335d,335i,335xi,M3	2004-2016	AL active steering	√	√	√	√	√	√
3Series_E90/E91/E92/E93	316i,318d,318i,320d,320i,320si,320xd,323i,325d,325i,325xi,328i,328xi,330d,330i,330xd,330xi,335d,335i,335xi,M3	2004-2016	ALBBF Active backrest width,front passenger	√	√	√	√		
3Series_E90/E91/E92/E93	316i,318d,318i,320d,320i,320si,320xd,323i,325d,325i,325xi,328i,328xi,330d,330i,330xd,330xi,335d,335i,335xi,M3	2004-2016	ALBFA Active backrest width,driver	√	√	√	√		
3Series_E90/E91/E92/E93	316i,318d,318i,320d,320i,320si,320xd,323i,325d,325i,325xi,328i,328xi,330d,330i,330xd,330xi,335d,335i,335xi,M3	2004-2016	AMP Amplifier	√	√	√	√	√	√

3Series_E90/E91/E92/E93	316i,318d,318i,320d,320i,320si,320xd,323i,325d,325i,325xi,328i,328xi,330d,330i,330xd,330xi,335d,335i,335xi,M3	2004-2016	AMPH Hi-Fi amplifier	√	√	√	√	√	√
3Series_E90/E91/E92/E93	316i,318d,318i,320d,320i,320si,320xd,323i,325d,325i,325xi,328i,328xi,330d,330i,330xd,330xi,335d,335i,335xi,M3	2004-2016	AMPT Top Hi-Fi amplifier	√	√	√	√	√	√
3Series_E90/E91/E92/E93	316i,318d,318i,320d,320i,320si,320xd,323i,325d,325i,325xi,328i,328xi,330d,330i,330xd,330xi,335d,335i,335xi,M3	2004-2016	ANT Antenna/antenna tuner	√	√	√	√	√	√
3Series_E90/E91/E92/E93	316i,318d,318i,320d,320i,320si,320xd,323i,325d,325i,325xi,328i,328xi,330d,330i,330xd,330xi,335d,335i,335xi,M3	2004-2016	ARS Dynamic Drive	√	√	√	√	√	√
3Series_E90/E91/E92/E93	316i,318d,318i,320d,320i,320si,320xd,323i,325d,325i,325xi,328i,328xi,330d,330i,330xd,330xi,335d,335i,335xi,M3	2004-2016	ARS Dynamic Drive 2	√	√	√	√	√	√
3Series_E90/E91/E92/E93	316i,318d,318i,320d,320i,320si,320xd,323i,325d,325i,325xi,328i,328xi,330d,330i,330xd,330xi,335d,335i,335xi,M3	2004-2016	ASK Audio system controller	√	√	√	√	√	√
3Series_E90/E91/E92/E93	316i,318d,318i,320d,320i,320si,320xd,323i,325d,325i,325xi,328i,328xi,330d,330i,330xd,330xi,335d,335i,335xi,M3	2004-2016	BM On-board monitor						
3Series_E90/E91/E92/E93	316i,318d,318i,320d,320i,320si,320xd,323i,325d,325i,325xi,328i,328xi,330d,330i,330xd,330xi,335d,335i,335xi,M3	2004-2016	BM/MIR (On-board monitor/Multi-Information Radio)	√	√	√	√	√	√
3Series_E90/E91/E92/E93	316i,318d,318i,320d,320i,320si,320xd,323i,325d,325i,325xi,328i,328xi,330d,330i,330xd,330xi,335d,335i,335xi,M3	2004-2016	BZM Control center, center console	√	√	√	√	√	√
3Series_E90/E91/E92/E93	316i,318d,318i,320d,320i,320si,320xd,323i,325d,325i,325xi,328i,328xi,330d,330i,330xd,330xi,335d,335i,335xi,M3	2004-2016	CA Comfort Access	√	√	√	√	√	√
3Series_E90/E91/E92/E93	316i,318d,318i,320d,320i,320si,320xd,323i,325d,325i,325xi,328i,328xi,330d,330i,330xd,330xi,335d,335i,335xi,M3	2004-2016	CAN / byteflight	√	√	√			

3Series_E90/E91/E92/E93	316i,318d,318i,320d,320i,320si,320xd,323i,325d,325i,325xi,328i,328xi,330d,330i,330xd,330xi,335d,335i,335xi,M3	2004-2016	CAN communication analysis	√	√	√			
3Series_E90/E91/E92/E93	316i,318d,318i,320d,320i,320si,320xd,323i,325d,325i,325xi,328i,328xi,330d,330i,330xd,330xi,335d,335i,335xi,M3	2004-2016	CAS Car Access System	√	√	√	√	√	√
3Series_E90/E91/E92/E93	316i,318d,318i,320d,320i,320si,320xd,323i,325d,325i,325xi,328i,328xi,330d,330i,330xd,330xi,335d,335i,335xi,M3	2004-2016	CCC-A Applications	√	√	√	√	√	√
3Series_E90/E91/E92/E93	316i,318d,318i,320d,320i,320si,320xd,323i,325d,325i,325xi,328i,328xi,330d,330i,330xd,330xi,335d,335i,335xi,M3	2004-2016	CCC-ANT Aerial tuner	√	√	√	√	√	√
3Series_E90/E91/E92/E93	316i,318d,318i,320d,320i,320si,320xd,323i,325d,325i,325xi,328i,328xi,330d,330i,330xd,330xi,335d,335i,335xi,M3	2004-2016	CCC-ASK Audio system controller	√	√	√	√	√	√
3Series_E90/E91/E92/E93	316i,318d,318i,320d,320i,320si,320xd,323i,325d,325i,325xi,328i,328xi,330d,330i,330xd,330xi,335d,335i,335xi,M3	2004-2016	CCC-GW Gateway	√	√	√	√	√	√
3Series_E90/E91/E92/E93	316i,318d,318i,320d,320i,320si,320xd,323i,325d,325i,325xi,328i,328xi,330d,330i,330xd,330xi,335d,335i,335xi,M3	2004-2016	CD Control Display	√	√	√	√		
3Series_E90/E91/E92/E93	316i,318d,318i,320d,320i,320si,320xd,323i,325d,325i,325xi,328i,328xi,330d,330i,330xd,330xi,335d,335i,335xi,M3	2004-2016	CD-GW Control Display(Gateway)	√	√	√	√	√	√
3Series_E90/E91/E92/E93	316i,318d,318i,320d,320i,320si,320xd,323i,325d,325i,325xi,328i,328xi,330d,330i,330xd,330xi,335d,335i,335xi,M3	2004-2016	CDC CD Changer	√	√	√	√	√	√
3Series_E90/E91/E92/E93	316i,318d,318i,320d,320i,320si,320xd,323i,325d,325i,325xi,328i,328xi,330d,330i,330xd,330xi,335d,335i,335xi,M3	2004-2016	CEM Clean Energy Module	√	√	√	√		
3Series_E90/E91/E92/E93	316i,318d,318i,320d,320i,320si,320xd,323i,325d,325i,325xi,328i,328xi,330d,330i,330xd,330xi,335d,335i,335xi,M3	2004-2016	CHAMP-BO User interface X	√	√	√	√		

3Series_E90/E91/E92/E93	316i,318d,318i,320d,320i,320si,320xd,323i,325d,325i,325xi,328i,328xi,330d,330i,330xd,330xi,335d,335i,335xi,M3	2004-2016	CHAMP-GW Gateway X	√	√	√	√		
3Series_E90/E91/E92/E93	316i,318d,318i,320d,320i,320si,320xd,323i,325d,325i,325xi,328i,328xi,330d,330i,330xd,330xi,335d,335i,335xi,M3	2004-2016	CIC User interface	√	√	√	√	√	√
3Series_E90/E91/E92/E93	316i,318d,318i,320d,320i,320si,320xd,323i,325d,325i,325xi,328i,328xi,330d,330i,330xd,330xi,335d,335i,335xi,M3	2004-2016	CIC-GW Gateway	√	√	√	√	√	√
3Series_E90/E91/E92/E93	316i,318d,318i,320d,320i,320si,320xd,323i,325d,325i,325xi,328i,328xi,330d,330i,330xd,330xi,335d,335i,335xi,M3	2004-2016	CIC/CHAMP Car headunit column	√	√	√	√	√	√
3Series_E90/E91/E92/E93	316i,318d,318i,320d,320i,320si,320xd,323i,325d,325i,325xi,328i,328xi,330d,330i,330xd,330xi,335d,335i,335xi,M3	2004-2016	CID Central Information Display	√	√	√	√	√	√
3Series_E90/E91/E92/E93	316i,318d,318i,320d,320i,320si,320xd,323i,325d,325i,325xi,328i,328xi,330d,330i,330xd,330xi,335d,335i,335xi,M3	2004-2016	CIM Chassis integration Module	√	√	√	√	√	√
3Series_E90/E91/E92/E93	316i,318d,318i,320d,320i,320si,320xd,323i,325d,325i,325xi,328i,328xi,330d,330i,330xd,330xi,335d,335i,335xi,M3	2004-2016	CON Controller	√	√	√	√	√	√
3Series_E90/E91/E92/E93	316i,318d,318i,320d,320i,320si,320xd,323i,325d,325i,325xi,328i,328xi,330d,330i,330xd,330xi,335d,335i,335xi,M3	2004-2016	CVM Convertible top module	√	√	√	√	√	√
3Series_E90/E91/E92/E93	316i,318d,318i,320d,320i,320si,320xd,323i,325d,325i,325xi,328i,328xi,330d,330i,330xd,330xi,335d,335i,335xi,M3	2004-2016	DAB Digital tuner	√	√	√	√	√	√
3Series_E90/E91/E92/E93	316i,318d,318i,320d,320i,320si,320xd,323i,325d,325i,325xi,328i,328xi,330d,330i,330xd,330xi,335d,335i,335xi,M3	2004-2016	DDE Diesel Electronics	√	√	√	√	√	√
3Series_E90/E91/E92/E93	316i,318d,318i,320d,320i,320si,320xd,323i,325d,325i,325xi,328i,328xi,330d,330i,330xd,330xi,335d,335i,335xi,M3	2004-2016	DME Digital Engine/Gearbox Electronics 2	√	√	√	√	√	√



3Series_E90/E91/E92/E93	316i,318d,318i,320d,320i,320si,320xd,323i,325d,325i,325xi,328i,328xi,330d,330i,330xd,330xi,335d,335i,335xi,M3	2004-2016	DME Digital Motor Electronics	√	√	√	√	√	√
3Series_E90/E91/E92/E93	316i,318d,318i,320d,320i,320si,320xd,323i,325d,325i,325xi,328i,328xi,330d,330i,330xd,330xi,335d,335i,335xi,M3	2004-2016	DME Motor Electronics	√	√	√	√	√	√
3Series_E90/E91/E92/E93	316i,318d,318i,320d,320i,320si,320xd,323i,325d,325i,325xi,328i,328xi,330d,330i,330xd,330xi,335d,335i,335xi,M3	2004-2016	DME/DDE (Motor/Diesel Electronics)	√	√	√	√	√	√
3Series_E90/E91/E92/E93	316i,318d,318i,320d,320i,320si,320xd,323i,325d,325i,325xi,328i,328xi,330d,330i,330xd,330xi,335d,335i,335xi,M3	2004-2016	DME/DDE Motor Electronics	√	√	√	√	√	√
3Series_E90/E91/E92/E93	316i,318d,318i,320d,320i,320si,320xd,323i,325d,325i,325xi,328i,328xi,330d,330i,330xd,330xi,335d,335i,335xi,M3	2004-2016	DME2/DME2 Digital motor electronics 2	√	√	√	√	√	√
3Series_E90/E91/E92/E93	316i,318d,318i,320d,320i,320si,320xd,323i,325d,325i,325xi,328i,328xi,330d,330i,330xd,330xi,335d,335i,335xi,M3	2004-2016	DSC Dynamic Stability Control	√	√	√	√	√	√
3Series_E90/E91/E92/E93	316i,318d,318i,320d,320i,320si,320xd,323i,325d,325i,325xi,328i,328xi,330d,330i,330xd,330xi,335d,335i,335xi,M3	2004-2016	DSC(Bosch)Dynamic Stability Control	√	√	√	√	√	√
3Series_E90/E91/E92/E93	316i,318d,318i,320d,320i,320si,320xd,323i,325d,325i,325xi,328i,328xi,330d,330i,330xd,330xi,335d,335i,335xi,M3	2004-2016	DSP Digital Sound Processor						
3Series_E90/E91/E92/E93	316i,318d,318i,320d,320i,320si,320xd,323i,325d,325i,325xi,328i,328xi,330d,330i,330xd,330xi,335d,335i,335xi,M3	2004-2016	DVD CD Changer	√	√	√	√		
3Series_E90/E91/E92/E93	316i,318d,318i,320d,320i,320si,320xd,323i,325d,325i,325xi,328i,328xi,330d,330i,330xd,330xi,335d,335i,335xi,M3	2004-2016	DVD-C DVD changer	√	√	√	√	√	√
3Series_E90/E91/E92/E93	316i,318d,318i,320d,320i,320si,320xd,323i,325d,325i,325xi,328i,328xi,330d,330i,330xd,330xi,335d,335i,335xi,M3	2004-2016	DVDC DVD Changer	√	√	√	√	√	√

3Series_E90/E91/E92/E93	316i,318d,318i,320d,320i,320si,320xd,323i,325d,325i,325xi,328i,328xi,330d,330i,330xd,330xi,335d,335i,335xi,M3	2004-2016	DWA antitheft alarm system	√	√	√	√	√	√
3Series_E90/E91/E92/E93	316i,318d,318i,320d,320i,320si,320xd,323i,325d,325i,325xi,328i,328xi,330d,330i,330xd,330xi,335d,335i,335xi,M3	2004-2016	EDC Damper Control	√	√	√	√	√	√
3Series_E90/E91/E92/E93	316i,318d,318i,320d,320i,320si,320xd,323i,325d,325i,325xi,328i,328xi,330d,330i,330xd,330xi,335d,335i,335xi,M3	2004-2016	EDC Electronic Damper Control	√	√	√	√	√	√
3Series_E90/E91/E92/E93	316i,318d,318i,320d,320i,320si,320xd,323i,325d,325i,325xi,328i,328xi,330d,330i,330xd,330xi,335d,335i,335xi,M3	2004-2016	EDCSHL Damper satellite, rear left	√	√	√	√	√	√
3Series_E90/E91/E92/E93	316i,318d,318i,320d,320i,320si,320xd,323i,325d,325i,325xi,328i,328xi,330d,330i,330xd,330xi,335d,335i,335xi,M3	2004-2016	EDCSHR Damper satellite, rear right	√	√	√	√	√	√
3Series_E90/E91/E92/E93	316i,318d,318i,320d,320i,320si,320xd,323i,325d,325i,325xi,328i,328xi,330d,330i,330xd,330xi,335d,335i,335xi,M3	2004-2016	EDCSVL Damper satellite, front left	√	√	√	√	√	√
3Series_E90/E91/E92/E93	316i,318d,318i,320d,320i,320si,320xd,323i,325d,325i,325xi,328i,328xi,330d,330i,330xd,330xi,335d,335i,335xi,M3	2004-2016	EDCSVR Damper satellite, front right	√	√	√	√	√	√
3Series_E90/E91/E92/E93	316i,318d,318i,320d,320i,320si,320xd,323i,325d,325i,325xi,328i,328xi,330d,330i,330xd,330xi,335d,335i,335xi,M3	2004-2016	EGS 6HPTU transmission control	√	√	√	√	√	√
3Series_E90/E91/E92/E93	316i,318d,318i,320d,320i,320si,320xd,323i,325d,325i,325xi,328i,328xi,330d,330i,330xd,330xi,335d,335i,335xi,M3	2004-2016	EGS transmission management	√	√	√	√	√	√
3Series_E90/E91/E92/E93	316i,318d,318i,320d,320i,320si,320xd,323i,325d,325i,325xi,328i,328xi,330d,330i,330xd,330xi,335d,335i,335xi,M3	2004-2016	EHC Electronic Height Control	√	√	√	√	√	√
3Series_E90/E91/E92/E93	316i,318d,318i,320d,320i,320si,320xd,323i,325d,325i,325xi,328i,328xi,330d,330i,330xd,330xi,335d,335i,335xi,M3	2004-2016	EHC Electronic Ride-Height Control	√	√	√	√	√	√

3Series_E90/E91/E92/E93	316i,318d,318i,320d,320i,320si,320xd,323i,325d,325i,325xi,328i,328xi,330d,330i,330xd,330xi,335d,335i,335xi,M3	2004-2016	EHC Ride level(Height) Control	√	√	√	√	√	√
3Series_E90/E91/E92/E93	316i,318d,318i,320d,320i,320si,320xd,323i,325d,325i,325xi,328i,328xi,330d,330i,330xd,330xi,335d,335i,335xi,M3	2004-2016	EHC/EHC2 (Electronic ride-level control)	√	√	√	√	√	√
3Series_E90/E91/E92/E93	316i,318d,318i,320d,320i,320si,320xd,323i,325d,325i,325xi,328i,328xi,330d,330i,330xd,330xi,335d,335i,335xi,M3	2004-2016	EHPS Electro-hydraulic steering assistance	√	√	√	√	√	√
3Series_E90/E91/E92/E93	316i,318d,318i,320d,320i,320si,320xd,323i,325d,325i,325xi,328i,328xi,330d,330i,330xd,330xi,335d,335i,335xi,M3	2004-2016	EKP Fuel pump	√	√	√	√	√	√
3Series_E90/E91/E92/E93	316i,318d,318i,320d,320i,320si,320xd,323i,325d,325i,325xi,328i,328xi,330d,330i,330xd,330xi,335d,335i,335xi,M3	2004-2016	EKPS Fuel pump	√	√	√	√	√	√
3Series_E90/E91/E92/E93	316i,318d,318i,320d,320i,320si,320xd,323i,325d,325i,325xi,328i,328xi,330d,330i,330xd,330xi,335d,335i,335xi,M3	2004-2016	EKPS Fuel-pump control	√	√	√	√	√	√
3Series_E90/E91/E92/E93	316i,318d,318i,320d,320i,320si,320xd,323i,325d,325i,325xi,328i,328xi,330d,330i,330xd,330xi,335d,335i,335xi,M3	2004-2016	EMF Parking brake	√	√	√	√	√	√
3Series_E90/E91/E92/E93	316i,318d,318i,320d,320i,320si,320xd,323i,325d,325i,325xi,328i,328xi,330d,330i,330xd,330xi,335d,335i,335xi,M3	2004-2016	EML Electronic engine-power control	√	√	√			
3Series_E90/E91/E92/E93	316i,318d,318i,320d,320i,320si,320xd,323i,325d,325i,325xi,328i,328xi,330d,330i,330xd,330xi,335d,335i,335xi,M3	2004-2016	EPS Electronic Power Steering	√	√	√	√	√	√
3Series_E90/E91/E92/E93	316i,318d,318i,320d,320i,320si,320xd,323i,325d,325i,325xi,328i,328xi,330d,330i,330xd,330xi,335d,335i,335xi,M3	2004-2016	EWS Electronic immobilizer	√	√	√	√		
3Series_E90/E91/E92/E93	316i,318d,318i,320d,320i,320si,320xd,323i,325d,325i,325xi,328i,328xi,330d,330i,330xd,330xi,335d,335i,335xi,M3	2004-2016	EWS Vehicle immobilizer	√	√	√	√		

3Series_E90/E91/E92/E93	316i,318d,318i,320d,320i,320si,320xd,323i,325d,325i,325xi,328i,328xi,330d,330i,330xd,330xi,335d,335i,335xi,M3	2004-2016	FBI Flexible Bus Interface	√	√	√	√		
3Series_E90/E91/E92/E93	316i,318d,318i,320d,320i,320si,320xd,323i,325d,325i,325xi,328i,328xi,330d,330i,330xd,330xi,335d,335i,335xi,M3	2004-2016	FBZM Rear compartment,controlcenter,center console	√	√	√	√	√	√
3Series_E90/E91/E92/E93	316i,318d,318i,320d,320i,320si,320xd,323i,325d,325i,325xi,328i,328xi,330d,330i,330xd,330xi,335d,335i,335xi,M3	2004-2016	FCON Rear compartment controller	√	√	√	√	√	√
3Series_E90/E91/E92/E93	316i,318d,318i,320d,320i,320si,320xd,323i,325d,325i,325xi,328i,328xi,330d,330i,330xd,330xi,335d,335i,335xi,M3	2004-2016	FD Rear-cabin display	√	√	√	√		
3Series_E90/E91/E92/E93	316i,318d,318i,320d,320i,320si,320xd,323i,325d,325i,325xi,328i,328xi,330d,330i,330xd,330xi,335d,335i,335xi,M3	2004-2016	FD Rear-compartment display	√	√	√	√	√	√
3Series_E90/E91/E92/E93	316i,318d,318i,320d,320i,320si,320xd,323i,325d,325i,325xi,328i,328xi,330d,330i,330xd,330xi,335d,335i,335xi,M3	2004-2016	FD2 Rear-compartment display2	√	√	√	√	√	√
3Series_E90/E91/E92/E93	316i,318d,318i,320d,320i,320si,320xd,323i,325d,325i,325xi,328i,328xi,330d,330i,330xd,330xi,335d,335i,335xi,M3	2004-2016	FID Read-compartment information display	√	√	√			
3Series_E90/E91/E92/E93	316i,318d,318i,320d,320i,320si,320xd,323i,325d,325i,325xi,328i,328xi,330d,330i,330xd,330xi,335d,335i,335xi,M3	2004-2016	FKA Rear heater/air conditioning	√	√	√	√	√	√
3Series_E90/E91/E92/E93	316i,318d,318i,320d,320i,320si,320xd,323i,325d,325i,325xi,328i,328xi,330d,330i,330xd,330xi,335d,335i,335xi,M3	2004-2016	FKA Rear-cabin automatic A/C	√	√	√	√	√	√
3Series_E90/E91/E92/E93	316i,318d,318i,320d,320i,320si,320xd,323i,325d,325i,325xi,328i,328xi,330d,330i,330xd,330xi,335d,335i,335xi,M3	2004-2016	FKA Rear-compartment air conditioning	√	√	√	√	√	√
3Series_E90/E91/E92/E93	316i,318d,318i,320d,320i,320si,320xd,323i,325d,325i,325xi,328i,328xi,330d,330i,330xd,330xi,335d,335i,335xi,M3	2004-2016	FLA High Beam Assist	√	√	√	√	√	√

3Series_E90/E91/E92/E93	316i,318d,318i,320d,320i,320si,320xd,323i,325d,325i,325xi,328i,328xi,330d,330i,330xd,330xi,335d,335i,335xi,M3	2004-2016	FRM Footwell module	√	√	√	√	√	√
3Series_E90/E91/E92/E93	316i,318d,318i,320d,320i,320si,320xd,323i,325d,325i,325xi,328i,328xi,330d,330i,330xd,330xi,335d,335i,335xi,M3	2004-2016	FRM/FRM2 Footwell module	√	√	√	√	√	√
3Series_E90/E91/E92/E93	316i,318d,318i,320d,320i,320si,320xd,323i,325d,325i,325xi,328i,328xi,330d,330i,330xd,330xi,335d,335i,335xi,M3	2004-2016	FRM2 Footwell module 2	√	√	√	√	√	√
3Series_E90/E91/E92/E93	316i,318d,318i,320d,320i,320si,320xd,323i,325d,325i,325xi,328i,328xi,330d,330i,330xd,330xi,335d,335i,335xi,M3	2004-2016	FZD Function centre,roof	√	√	√	√	√	√
3Series_E90/E91/E92/E93	316i,318d,318i,320d,320i,320si,320xd,323i,325d,325i,325xi,328i,328xi,330d,330i,330xd,330xi,335d,335i,335xi,M3	2004-2016	GR Cruise control	√	√	√			
3Series_E90/E91/E92/E93	316i,318d,318i,320d,320i,320si,320xd,323i,325d,325i,325xi,328i,328xi,330d,330i,330xd,330xi,335d,335i,335xi,M3	2004-2016	GWS Gear selector switch	√	√	√	√	√	√
3Series_E90/E91/E92/E93	316i,318d,318i,320d,320i,320si,320xd,323i,325d,325i,325xi,328i,328xi,330d,330i,330xd,330xi,335d,335i,335xi,M3	2004-2016	HKL Rear-lid lift	√	√	√	√	√	√
3Series_E90/E91/E92/E93	316i,318d,318i,320d,320i,320si,320xd,323i,325d,325i,325xi,328i,328xi,330d,330i,330xd,330xi,335d,335i,335xi,M3	2004-2016	HKL Rear-lid module X	√	√	√	√		
3Series_E90/E91/E92/E93	316i,318d,318i,320d,320i,320si,320xd,323i,325d,325i,325xi,328i,328xi,330d,330i,330xd,330xi,335d,335i,335xi,M3	2004-2016	ICM Integrated Chassis Management	√	√	√	√	√	√
3Series_E90/E91/E92/E93	316i,318d,318i,320d,320i,320si,320xd,323i,325d,325i,325xi,328i,328xi,330d,330i,330xd,330xi,335d,335i,335xi,M3	2004-2016	ICM Integronic Power Steering	√	√	√	√	√	√
3Series_E90/E91/E92/E93	316i,318d,318i,320d,320i,320si,320xd,323i,325d,325i,325xi,328i,328xi,330d,330i,330xd,330xi,335d,335i,335xi,M3	2004-2016	IHKA Heater/automatic A/C control	√	√	√	√	√	√

3Series_E90/E91/E92/E93	316i,318d,318i,320d,320i,320si,320xd,323i,325d,325i,325xi,328i,328xi,330d,330i,330xd,330xi,335d,335i,335xi,M3	2004-2016	IHKA Integrated automatic heating/air conditioning	√	√	√	√	√	√
3Series_E90/E91/E92/E93	316i,318d,318i,320d,320i,320si,320xd,323i,325d,325i,325xi,328i,328xi,330d,330i,330xd,330xi,335d,335i,335xi,M3	2004-2016	IHKA Integrated heating /air conditioning	√	√	√	√	√	√
3Series_E90/E91/E92/E93	316i,318d,318i,320d,320i,320si,320xd,323i,325d,325i,325xi,328i,328xi,330d,330i,330xd,330xi,335d,335i,335xi,M3	2004-2016	IHKA/IHKR Integrated heating/air conditioning	√	√	√	√	√	√
3Series_E90/E91/E92/E93	316i,318d,318i,320d,320i,320si,320xd,323i,325d,325i,325xi,328i,328xi,330d,330i,330xd,330xi,335d,335i,335xi,M3	2004-2016	IHKS Integrated heating/air-conditioning control	√	√	√	√	√	√
3Series_E90/E91/E92/E93	316i,318d,318i,320d,320i,320si,320xd,323i,325d,325i,325xi,328i,328xi,330d,330i,330xd,330xi,335d,335i,335xi,M3	2004-2016	IHS Heater control	√	√	√	√	√	√
3Series_E90/E91/E92/E93	316i,318d,318i,320d,320i,320si,320xd,323i,325d,325i,325xi,328i,328xi,330d,330i,330xd,330xi,335d,335i,335xi,M3	2004-2016	INSTR Instrumint cluster	√	√	√	√	√	√
3Series_E90/E91/E92/E93	316i,318d,318i,320d,320i,320si,320xd,323i,325d,325i,325xi,328i,328xi,330d,330i,330xd,330xi,335d,335i,335xi,M3	2004-2016	JBE Junction-box electronics	√	√	√	√	√	√
3Series_E90/E91/E92/E93	316i,318d,318i,320d,320i,320si,320xd,323i,325d,325i,325xi,328i,328xi,330d,330i,330xd,330xi,335d,335i,335xi,M3	2004-2016	JBE2 Junction Box electronics 2	√	√	√	√	√	√
3Series_E90/E91/E92/E93	316i,318d,318i,320d,320i,320si,320xd,323i,325d,325i,325xi,328i,328xi,330d,330i,330xd,330xi,335d,335i,335xi,M3	2004-2016	JNAV Navigation system,Japan	√	√	√	√	√	√
3Series_E90/E91/E92/E93	316i,318d,318i,320d,320i,320si,320xd,323i,325d,325i,325xi,328i,328xi,330d,330i,330xd,330xi,335d,335i,335xi,M3	2004-2016	KBM Body basic module	√	√	√	√	√	√
3Series_E90/E91/E92/E93	316i,318d,318i,320d,320i,320si,320xd,323i,325d,325i,325xi,328i,328xi,330d,330i,330xd,330xi,335d,335i,335xi,M3	2004-2016	KGM Body Gateway Module	√	√	√	√	√	√

3Series_E90/E91/E92/E93	316i,318d,318i,320d,320i,320si,320xd,323i,325d,325i,325xi,328i,328xi,330d,330i,330xd,330xi,335d,335i,335xi,M3	2004-2016	KHI Headphones interface	√	√	√	√	√	√
3Series_E90/E91/E92/E93	316i,318d,318i,320d,320i,320si,320xd,323i,325d,325i,325xi,328i,328xi,330d,330i,330xd,330xi,335d,335i,335xi,M3	2004-2016	KNAV Navigation system,Korea	√	√	√	√	√	√
3Series_E90/E91/E92/E93	316i,318d,318i,320d,320i,320si,320xd,323i,325d,325i,325xi,328i,328xi,330d,330i,330xd,330xi,335d,335i,335xi,M3	2004-2016	KOM Instrument cluster	√	√	√	√	√	√
3Series_E90/E91/E92/E93	316i,318d,318i,320d,320i,320si,320xd,323i,325d,325i,325xi,328i,328xi,330d,330i,330xd,330xi,335d,335i,335xi,M3	2004-2016	KOM/IKE/IKI/INSTR(Instrument cluster)	√	√	√	√	√	√
3Series_E90/E91/E92/E93	316i,318d,318i,320d,320i,320si,320xd,323i,325d,325i,325xi,328i,328xi,330d,330i,330xd,330xi,335d,335i,335xi,M3	2004-2016	KOMBI2 additional Instruments						
3Series_E90/E91/E92/E93	316i,318d,318i,320d,320i,320si,320xd,323i,325d,325i,325xi,328i,328xi,330d,330i,330xd,330xi,335d,335i,335xi,M3	2004-2016	LEW Steering-angle sensor	√	√	√	√		
3Series_E90/E91/E92/E93	316i,318d,318i,320d,320i,320si,320xd,323i,325d,325i,325xi,328i,328xi,330d,330i,330xd,330xi,335d,335i,335xi,M3	2004-2016	LEW/LWS (Steering angle sensor)	√	√	√	√		
3Series_E90/E91/E92/E93	316i,318d,318i,320d,320i,320si,320xd,323i,325d,325i,325xi,328i,328xi,330d,330i,330xd,330xi,335d,335i,335xi,M3	2004-2016	LM Lights Module	√	√	√	√	√	√
3Series_E90/E91/E92/E93	316i,318d,318i,320d,320i,320si,320xd,323i,325d,325i,325xi,328i,328xi,330d,330i,330xd,330xi,335d,335i,335xi,M3	2004-2016	LM Lights module 2	√	√	√	√	√	√
3Series_E90/E91/E92/E93	316i,318d,318i,320d,320i,320si,320xd,323i,325d,325i,325xi,328i,328xi,330d,330i,330xd,330xi,335d,335i,335xi,M3	2004-2016	LM2 Lights module 2	√	√	√	√	√	√
3Series_E90/E91/E92/E93	316i,318d,318i,320d,320i,320si,320xd,323i,325d,325i,325xi,328i,328xi,330d,330i,330xd,330xi,335d,335i,335xi,M3	2004-2016	LRA Automatic headlight vertical aim control	√	√	√			

3Series_E90/E91/E92/E93	316i,318d,318i,320d,320i,320si,320xd,323i,325d,325i,325xi,328i,328xi,330d,330i,330xd,330xi,335d,335i,335xi,M3	2004-2016	LRA Headlight vertical aim control	√	√	√	√	√	√
3Series_E90/E91/E92/E93	316i,318d,318i,320d,320i,320si,320xd,323i,325d,325i,325xi,328i,328xi,330d,330i,330xd,330xi,335d,335i,335xi,M3	2004-2016	LRR Long Range Radar	√	√	√			
3Series_E90/E91/E92/E93	316i,318d,318i,320d,320i,320si,320xd,323i,325d,325i,325xi,328i,328xi,330d,330i,330xd,330xi,335d,335i,335xi,M3	2004-2016	LSZ/LCM (Lights switching center)	√	√	√	√	√	√
3Series_E90/E91/E92/E93	316i,318d,318i,320d,320i,320si,320xd,323i,325d,325i,325xi,328i,328xi,330d,330i,330xd,330xi,335d,335i,335xi,M3	2004-2016	M-ASK-BO User interface	√	√	√	√	√	√
3Series_E90/E91/E92/E93	316i,318d,318i,320d,320i,320si,320xd,323i,325d,325i,325xi,328i,328xi,330d,330i,330xd,330xi,335d,335i,335xi,M3	2004-2016	M-ASK-GW Gateway	√	√	√	√	√	√
3Series_E90/E91/E92/E93	316i,318d,318i,320d,320i,320si,320xd,323i,325d,325i,325xi,328i,328xi,330d,330i,330xd,330xi,335d,335i,335xi,M3	2004-2016	M-ASK-NAV Navigation system	√	√	√	√	√	√
3Series_E90/E91/E92/E93	316i,318d,318i,320d,320i,320si,320xd,323i,325d,325i,325xi,328i,328xi,330d,330i,330xd,330xi,335d,335i,335xi,M3	2004-2016	MFL Multifunction steering wheel I	√	√	√	√		
3Series_E90/E91/E92/E93	316i,318d,318i,320d,320i,320si,320xd,323i,325d,325i,325xi,328i,328xi,330d,330i,330xd,330xi,335d,335i,335xi,M3	2004-2016	MID Multi Information Display	√	√	√			
3Series_E90/E91/E92/E93	316i,318d,318i,320d,320i,320si,320xd,323i,325d,325i,325xi,328i,328xi,330d,330i,330xd,330xi,335d,335i,335xi,M3	2004-2016	MPM Micro-power module	√	√	√	√	√	√
3Series_E90/E91/E92/E93	316i,318d,318i,320d,320i,320si,320xd,323i,325d,325i,325xi,328i,328xi,330d,330i,330xd,330xi,335d,335i,335xi,M3	2004-2016	MRS Multiple Restraint System	√	√	√	√		
3Series_E90/E91/E92/E93	316i,318d,318i,320d,320i,320si,320xd,323i,325d,325i,325xi,328i,328xi,330d,330i,330xd,330xi,335d,335i,335xi,M3	2004-2016	MRS/AirBag (Multiple Restraint System)	√	√	√			



3Series_E90/E91/E92/E93	316i,318d,318i,320d,320i,320si,320xd,323i,325d,325i,325xi,328i,328xi,330d,330i,330xd,330xi,335d,335i,335xi,M3	2004-2016	MRS/AirBag(Multiple Restraint System)	√	√	√			
3Series_E90/E91/E92/E93	316i,318d,318i,320d,320i,320si,320xd,323i,325d,325i,325xi,328i,328xi,330d,330i,330xd,330xi,335d,335i,335xi,M3	2004-2016	MRS/AirBag/SIM (Multiple Restraint System)	√	√	√	√	√	√
3Series_E90/E91/E92/E93	316i,318d,318i,320d,320i,320si,320xd,323i,325d,325i,325xi,328i,328xi,330d,330i,330xd,330xi,335d,335i,335xi,M3	2004-2016	NAV Navigation computer	√	√	√	√		
3Series_E90/E91/E92/E93	316i,318d,318i,320d,320i,320si,320xd,323i,325d,325i,325xi,328i,328xi,330d,330i,330xd,330xi,335d,335i,335xi,M3	2004-2016	NAV Navigation computer, Europe	√	√	√	√		
3Series_E90/E91/E92/E93	316i,318d,318i,320d,320i,320si,320xd,323i,325d,325i,325xi,328i,328xi,330d,330i,330xd,330xi,335d,335i,335xi,M3	2004-2016	NAV Navigation system	√	√	√	√	√	√
3Series_E90/E91/E92/E93	316i,318d,318i,320d,320i,320si,320xd,323i,325d,325i,325xi,328i,328xi,330d,330i,330xd,330xi,335d,335i,335xi,M3	2004-2016	NVE Night Vision Electronics	√	√	√	√	√	√
3Series_E90/E91/E92/E93	316i,318d,318i,320d,320i,320si,320xd,323i,325d,325i,325xi,328i,328xi,330d,330i,330xd,330xi,335d,335i,335xi,M3	2004-2016	NVK Night vision camera	√	√	√	√	√	√
3Series_E90/E91/E92/E93	316i,318d,318i,320d,320i,320si,320xd,323i,325d,325i,325xi,328i,328xi,330d,330i,330xd,330xi,335d,335i,335xi,M3	2004-2016	PDC Park Distance Control	√	√	√	√	√	√
3Series_E90/E91/E92/E93	316i,318d,318i,320d,320i,320si,320xd,323i,325d,325i,325xi,328i,328xi,330d,330i,330xd,330xi,335d,335i,335xi,M3	2004-2016	PM Power module	√	√	√	√	√	√
3Series_E90/E91/E92/E93	316i,318d,318i,320d,320i,320si,320xd,323i,325d,325i,325xi,328i,328xi,330d,330i,330xd,330xi,335d,335i,335xi,M3	2004-2016	QMVHL Lateral-moment distribution, rear axle	√	√	√	√	√	√
3Series_E90/E91/E92/E93	316i,318d,318i,320d,320i,320si,320xd,323i,325d,325i,325xi,328i,328xi,330d,330i,330xd,330xi,335d,335i,335xi,M3	2004-2016	RAD Radio	√	√	√	√	√	√

3Series_E90/E91/E92/E93	316i,318d,318i,320d,320i,320si,320xd,323i,325d,325i,325xi,328i,328xi,330d,330i,330xd,330xi,335d,335i,335xi,M3	2004-2016	RAD2-BO User interface	√	√	√	√	√	√
3Series_E90/E91/E92/E93	316i,318d,318i,320d,320i,320si,320xd,323i,325d,325i,325xi,328i,328xi,330d,330i,330xd,330xi,335d,335i,335xi,M3	2004-2016	RAD2-GW Gateway	√	√	√	√		
3Series_E90/E91/E92/E93	316i,318d,318i,320d,320i,320si,320xd,323i,325d,325i,325xi,328i,328xi,330d,330i,330xd,330xi,335d,335i,335xi,M3	2004-2016	RAD2-GW Gateway	√	√	√	√	√	√
3Series_E90/E91/E92/E93	316i,318d,318i,320d,320i,320si,320xd,323i,325d,325i,325xi,328i,328xi,330d,330i,330xd,330xi,335d,335i,335xi,M3	2004-2016	RDC Tire pressure control	√	√	√	√		
3Series_E90/E91/E92/E93	316i,318d,318i,320d,320i,320si,320xd,323i,325d,325i,325xi,328i,328xi,330d,330i,330xd,330xi,335d,335i,335xi,M3	2004-2016	RDC/RDW Tyre pressure check	√	√	√	√		
3Series_E90/E91/E92/E93	316i,318d,318i,320d,320i,320si,320xd,323i,325d,325i,325xi,328i,328xi,330d,330i,330xd,330xi,335d,335i,335xi,M3	2004-2016	RFK Reversing camera	√	√	√	√	√	√
3Series_E90/E91/E92/E93	316i,318d,318i,320d,320i,320si,320xd,323i,325d,325i,325xi,328i,328xi,330d,330i,330xd,330xi,335d,335i,335xi,M3	2004-2016	RLS Rain/Light Sensor	√	√	√	√		
3Series_E90/E91/E92/E93	316i,318d,318i,320d,320i,320si,320xd,323i,325d,325i,325xi,328i,328xi,330d,330i,330xd,330xi,335d,335i,335xi,M3	2004-2016	RLS/AIC (Rain/Light Sensor/Automatic interval Control)	√	√	√	√		
3Series_E90/E91/E92/E93	316i,318d,318i,320d,320i,320si,320xd,323i,325d,325i,325xi,328i,328xi,330d,330i,330xd,330xi,335d,335i,335xi,M3	2004-2016	RLSS Rain/light solar sensor	√	√	√	√	√	√
3Series_E90/E91/E92/E93	316i,318d,318i,320d,320i,320si,320xd,323i,325d,325i,325xi,328i,328xi,330d,330i,330xd,330xi,335d,335i,335xi,M3	2004-2016	RLSS Solar Rain/Light Sensor	√	√	√	√	√	√
3Series_E90/E91/E92/E93	316i,318d,318i,320d,320i,320si,320xd,323i,325d,325i,325xi,328i,328xi,330d,330i,330xd,330xi,335d,335i,335xi,M3	2004-2016	RSE Rear Seat Entertainment	√	√	√	√	√	√

3Series_E90/E91/E92/E93	316i,318d,318i,320d,320i,320si,320xd,323i,325d,325i,325xi,328i,328xi,330d,330i,330xd,330xi,335d,335i,335xi,M3	2004-2016	RSE Rear seat entertainment	√	√	√	√	√	√
3Series_E90/E91/E92/E93	316i,318d,318i,320d,320i,320si,320xd,323i,325d,325i,325xi,328i,328xi,330d,330i,330xd,330xi,335d,335i,335xi,M3	2004-2016	SASL Satellite,A-pillar,left	√	√	√	√		
3Series_E90/E91/E92/E93	316i,318d,318i,320d,320i,320si,320xd,323i,325d,325i,325xi,328i,328xi,330d,330i,330xd,330xi,335d,335i,335xi,M3	2004-2016	SASR Satellite,A-pillar,right	√	√	√	√		
3Series_E90/E91/E92/E93	316i,318d,318i,320d,320i,320si,320xd,323i,325d,325i,325xi,328i,328xi,330d,330i,330xd,330xi,335d,335i,335xi,M3	2004-2016	SBSL Satellite,B-pillar,left	√	√	√	√		
3Series_E90/E91/E92/E93	316i,318d,318i,320d,320i,320si,320xd,323i,325d,325i,325xi,328i,328xi,330d,330i,330xd,330xi,335d,335i,335xi,M3	2004-2016	SBSR Satellite,B-pillar,right	√	√	√	√		
3Series_E90/E91/E92/E93	316i,318d,318i,320d,320i,320si,320xd,323i,325d,325i,325xi,328i,328xi,330d,330i,330xd,330xi,335d,335i,335xi,M3	2004-2016	SBSR Satellite,B-pillar,right	√	√	√	√	√	√
3Series_E90/E91/E92/E93	316i,318d,318i,320d,320i,320si,320xd,323i,325d,325i,325xi,328i,328xi,330d,330i,330xd,330xi,335d,335i,335xi,M3	2004-2016	SDARS Satellite tuner (US)	√	√	√	√	√	√
3Series_E90/E91/E92/E93	316i,318d,318i,320d,320i,320si,320xd,323i,325d,325i,325xi,328i,328xi,330d,330i,330xd,330xi,335d,335i,335xi,M3	2004-2016	SEC1 Supplementary control unit 1	√	√	√			
3Series_E90/E91/E92/E93	316i,318d,318i,320d,320i,320si,320xd,323i,325d,325i,325xi,328i,328xi,330d,330i,330xd,330xi,335d,335i,335xi,M3	2004-2016	SEC2 Supplementary control unit 2	√	√	√			
3Series_E90/E91/E92/E93	316i,318d,318i,320d,320i,320si,320xd,323i,325d,325i,325xi,328i,328xi,330d,330i,330xd,330xi,335d,335i,335xi,M3	2004-2016	SFZ Satellite vehicle center	√	√	√	√		
3Series_E90/E91/E92/E93	316i,318d,318i,320d,320i,320si,320xd,323i,325d,325i,325xi,328i,328xi,330d,330i,330xd,330xi,335d,335i,335xi,M3	2004-2016	SG-FD Control unit,rear-compartment display	√	√	√	√		

3Series_E90/E91/E92/E93	316i,318d,318i,320d,320i,320si,320xd,323i,325d,325i,325xi,328i,328xi,330d,330i,330xd,330xi,335d,335i,335xi,M3	2004-2016	SG-FD-GW Control unit,rear-compartment display(gateway)	√	√	√	√	√	√
3Series_E90/E91/E92/E93	316i,318d,318i,320d,320i,320si,320xd,323i,325d,325i,325xi,328i,328xi,330d,330i,330xd,330xi,335d,335i,335xi,M3	2004-2016	SGM-SIM Safety and Gateway Module(SIM)	√	√	√	√	√	√
3Series_E90/E91/E92/E93	316i,318d,318i,320d,320i,320si,320xd,323i,325d,325i,325xi,328i,328xi,330d,330i,330xd,330xi,335d,335i,335xi,M3	2004-2016	SGM-ZGM Safety and Gateway Module(ZGM)	√	√	√			
3Series_E90/E91/E92/E93	316i,318d,318i,320d,320i,320si,320xd,323i,325d,325i,325xi,328i,328xi,330d,330i,330xd,330xi,335d,335i,335xi,M3	2004-2016	SHD Slide/tilt sunroof 2	√	√	√	√	√	√
3Series_E90/E91/E92/E93	316i,318d,318i,320d,320i,320si,320xd,323i,325d,325i,325xi,328i,328xi,330d,330i,330xd,330xi,335d,335i,335xi,M3	2004-2016	SHD Sliding/tilting sunroof	√	√	√	√	√	√
3Series_E90/E91/E92/E93	316i,318d,318i,320d,320i,320si,320xd,323i,325d,325i,325xi,328i,328xi,330d,330i,330xd,330xi,335d,335i,335xi,M3	2004-2016	SHD Sliding/tilting sunroof module	√	√	√	√	√	√
3Series_E90/E91/E92/E93	316i,318d,318i,320d,320i,320si,320xd,323i,325d,325i,325xi,328i,328xi,330d,330i,330xd,330xi,335d,335i,335xi,M3	2004-2016	SHD Sliding/tilting sunroof	√	√	√			
3Series_E90/E91/E92/E93	316i,318d,318i,320d,320i,320si,320xd,323i,325d,325i,325xi,328i,328xi,330d,330i,330xd,330xi,335d,335i,335xi,M3	2004-2016	SHZH Independent/auxiliary heater	√	√	√	√	√	√
3Series_E90/E91/E92/E93	316i,318d,318i,320d,320i,320si,320xd,323i,325d,325i,325xi,328i,328xi,330d,330i,330xd,330xi,335d,335i,335xi,M3	2004-2016	SIM Safety and information module	√	√	√	√	√	√
3Series_E90/E91/E92/E93	316i,318d,318i,320d,320i,320si,320xd,323i,325d,325i,325xi,328i,328xi,330d,330i,330xd,330xi,335d,335i,335xi,M3	2004-2016	SINE Siren and tilt sensor	√	√	√	√		
3Series_E90/E91/E92/E93	316i,318d,318i,320d,320i,320si,320xd,323i,325d,325i,325xi,328i,328xi,330d,330i,330xd,330xi,335d,335i,335xi,M3	2004-2016	SINE Siren with tilt sensor	√	√	√	√	√	√

3Series_E90/E91/E92/E93	316i,318d,318i,320d,320i,320si,320xd,323i,325d,325i,325xi,328i,328xi,330d,330i,330xd,330xi,335d,335i,335xi,M3	2004-2016	SMBF Seat module,passenger	√	√	√	√	√	√
3Series_E90/E91/E92/E93	316i,318d,318i,320d,320i,320si,320xd,323i,325d,325i,325xi,328i,328xi,330d,330i,330xd,330xi,335d,335i,335xi,M3	2004-2016	SMBFH Seat module,passenger'sside,rear	√	√	√	√	√	√
3Series_E90/E91/E92/E93	316i,318d,318i,320d,320i,320si,320xd,323i,325d,325i,325xi,328i,328xi,330d,330i,330xd,330xi,335d,335i,335xi,M3	2004-2016	SMF/SM/SLM (Seat memory,driver)	√	√	√	√	√	√
3Series_E90/E91/E92/E93	316i,318d,318i,320d,320i,320si,320xd,323i,325d,325i,325xi,328i,328xi,330d,330i,330xd,330xi,335d,335i,335xi,M3	2004-2016	SMFA Seat module,driver	√	√	√	√	√	√
3Series_E90/E91/E92/E93	316i,318d,318i,320d,320i,320si,320xd,323i,325d,325i,325xi,328i,328xi,330d,330i,330xd,330xi,335d,335i,335xi,M3	2004-2016	SMFAH Seat module,driver'sside,rear	√	√	√	√	√	√
3Series_E90/E91/E92/E93	316i,318d,318i,320d,320i,320si,320xd,323i,325d,325i,325xi,328i,328xi,330d,330i,330xd,330xi,335d,335i,335xi,M3	2004-2016	SPMBT Mirror memory,passenger	√	√	√	√	√	√
3Series_E90/E91/E92/E93	316i,318d,318i,320d,320i,320si,320xd,323i,325d,325i,325xi,328i,328xi,330d,330i,330xd,330xi,335d,335i,335xi,M3	2004-2016	SPMFT Mirror memory,driver	√	√	√	√	√	√
3Series_E90/E91/E92/E93	316i,318d,318i,320d,320i,320si,320xd,323i,325d,325i,325xi,328i,328xi,330d,330i,330xd,330xi,335d,335i,335xi,M3	2004-2016	SSBF Satellite,seat,passenger	√	√	√	√		
3Series_E90/E91/E92/E93	316i,318d,318i,320d,320i,320si,320xd,323i,325d,325i,325xi,328i,328xi,330d,330i,330xd,330xi,335d,335i,335xi,M3	2004-2016	SSFA Satellite,seat,driver	√	√	√	√		
3Series_E90/E91/E92/E93	316i,318d,318i,320d,320i,320si,320xd,323i,325d,325i,325xi,328i,328xi,330d,330i,330xd,330xi,335d,335i,335xi,M3	2004-2016	SSH Satellite,seat,rear	√	√	√	√	√	√
3Series_E90/E91/E92/E93	316i,318d,318i,320d,320i,320si,320xd,323i,325d,325i,325xi,328i,328xi,330d,330i,330xd,330xi,335d,335i,335xi,M3	2004-2016	STH park heating						

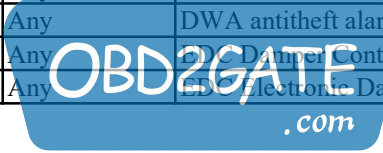
3Series_E90/E91/E92/E93	316i,318d,318i,320d,320i,320si,320xd,323i,325d,325i,325xi,328i,328xi,330d,330i,330xd,330xi,335d,335i,335xi,M3	2004-2016	STVL Satellite,door,front left	√	√	√	√		
3Series_E90/E91/E92/E93	316i,318d,318i,320d,320i,320si,320xd,323i,325d,325i,325xi,328i,328xi,330d,330i,330xd,330xi,335d,335i,335xi,M3	2004-2016	STVR Satellite,door,front right	√	√	√	√		
3Series_E90/E91/E92/E93	316i,318d,318i,320d,320i,320si,320xd,323i,325d,325i,325xi,328i,328xi,330d,330i,330xd,330xi,335d,335i,335xi,M3	2004-2016	SVS Language processing system	√	√	√	√		
3Series_E90/E91/E92/E93	316i,318d,318i,320d,320i,320si,320xd,323i,325d,325i,325xi,328i,328xi,330d,330i,330xd,330xi,335d,335i,335xi,M3	2004-2016	SVT Servotronic						
3Series_E90/E91/E92/E93	316i,318d,318i,320d,320i,320si,320xd,323i,325d,325i,325xi,328i,328xi,330d,330i,330xd,330xi,335d,335i,335xi,M3	2004-2016	SZL Switch center,steering column	√	√	√	√	√	√
3Series_E90/E91/E92/E93	316i,318d,318i,320d,320i,320si,320xd,323i,325d,325i,325xi,328i,328xi,330d,330i,330xd,330xi,335d,335i,335xi,M3	2004-2016	SZM Switching center,center console	√	√	√	√	√	√
3Series_E90/E91/E92/E93	316i,318d,318i,320d,320i,320si,320xd,323i,325d,325i,325xi,328i,328xi,330d,330i,330xd,330xi,335d,335i,335xi,M3	2004-2016	Short test	√	√	√			
3Series_E90/E91/E92/E93	316i,318d,318i,320d,320i,320si,320xd,323i,325d,325i,325xi,328i,328xi,330d,330i,330xd,330xi,335d,335i,335xi,M3	2004-2016	TCU Telematic Control Unit	√	√	√	√	√	√
3Series_E90/E91/E92/E93	316i,318d,318i,320d,320i,320si,320xd,323i,325d,325i,325xi,328i,328xi,330d,330i,330xd,330xi,335d,335i,335xi,M3	2004-2016	TEL Telephone	√	√	√	√		
3Series_E90/E91/E92/E93	316i,318d,318i,320d,320i,320si,320xd,323i,325d,325i,325xi,328i,328xi,330d,330i,330xd,330xi,335d,335i,335xi,M3	2004-2016	TMBF Door module,front passenger	√	√	√	√	√	√
3Series_E90/E91/E92/E93	316i,318d,318i,320d,320i,320si,320xd,323i,325d,325i,325xi,328i,328xi,330d,330i,330xd,330xi,335d,335i,335xi,M3	2004-2016	TMBFH Door module,passenger'sside,rear	√	√	√	√		

3Series_E90/E91/E92/E93	316i,318d,318i,320d,320i,320si,320xd,323i,325d,325i,325xi,328i,328xi,330d,330i,330xd,330xi,335d,335i,335xi,M3	2004-2016	TMBFT Door module,passenger door	√	√	√	√		
3Series_E90/E91/E92/E93	316i,318d,318i,320d,320i,320si,320xd,323i,325d,325i,325xi,328i,328xi,330d,330i,330xd,330xi,335d,335i,335xi,M3	2004-2016	TMFA Door module,driver	√	√	√	√	√	√
3Series_E90/E91/E92/E93	316i,318d,318i,320d,320i,320si,320xd,323i,325d,325i,325xi,328i,328xi,330d,330i,330xd,330xi,335d,335i,335xi,M3	2004-2016	TMFAH Door module,driver'sside,rear	√	√	√	√		
3Series_E90/E91/E92/E93	316i,318d,318i,320d,320i,320si,320xd,323i,325d,325i,325xi,328i,328xi,330d,330i,330xd,330xi,335d,335i,335xi,M3	2004-2016	TMFAT Door module,driver's door	√	√	√	√		
3Series_E90/E91/E92/E93	316i,318d,318i,320d,320i,320si,320xd,323i,325d,325i,325xi,328i,328xi,330d,330i,330xd,330xi,335d,335i,335xi,M3	2004-2016	TR SVC All round view camera	√	√	√	√	√	√
3Series_E90/E91/E92/E93	316i,318d,318i,320d,320i,320si,320xd,323i,325d,325i,325xi,328i,328xi,330d,330i,330xd,330xi,335d,335i,335xi,M3	2004-2016	ULF Universal charging and hands-free facility	√	√	√	√	√	√
3Series_E90/E91/E92/E93	316i,318d,318i,320d,320i,320si,320xd,323i,325d,325i,325xi,328i,328xi,330d,330i,330xd,330xi,335d,335i,335xi,M3	2004-2016	ULF-SBX-H Interface box High	√	√	√	√	√	√
3Series_E90/E91/E92/E93	316i,318d,318i,320d,320i,320si,320xd,323i,325d,325i,325xi,328i,328xi,330d,330i,330xd,330xi,335d,335i,335xi,M3	2004-2016	VDM Vertical Dynamics Management	√	√	√	√	√	√
3Series_E90/E91/E92/E93	316i,318d,318i,320d,320i,320si,320xd,323i,325d,325i,325xi,328i,328xi,330d,330i,330xd,330xi,335d,335i,335xi,M3	2004-2016	VID Video module	√	√	√			
3Series_E90/E91/E92/E93	316i,318d,318i,320d,320i,320si,320xd,323i,325d,325i,325xi,328i,328xi,330d,330i,330xd,330xi,335d,335i,335xi,M3	2004-2016	VM Video Module	√	√	√	√	√	√
3Series_E90/E91/E92/E93	316i,318d,318i,320d,320i,320si,320xd,323i,325d,325i,325xi,328i,328xi,330d,330i,330xd,330xi,335d,335i,335xi,M3	2004-2016	VSW Video switch	√	√	√	√	√	√

3Series_E90/E91/E92/E93	316i,318d,318i,320d,320i,320si,320xd,323i,325d,325i,325xi,328i,328xi,330d,330i,330xd,330xi,335d,335i,335xi,M3	2004-2016	VTC Valvetronic	√	√	√			
3Series_E90/E91/E92/E93	316i,318d,318i,320d,320i,320si,320xd,323i,325d,325i,325xi,328i,328xi,330d,330i,330xd,330xi,335d,335i,335xi,M3	2004-2016	VTC2 Valvetronic 2	√	√	√			
3Series_E90/E91/E92/E93	316i,318d,318i,320d,320i,320si,320xd,323i,325d,325i,325xi,328i,328xi,330d,330i,330xd,330xi,335d,335i,335xi,M3	2004-2016	VTG Transfer case	√	√	√	√	√	√
3Series_E90/E91/E92/E93	316i,318d,318i,320d,320i,320si,320xd,323i,325d,325i,325xi,328i,328xi,330d,330i,330xd,330xi,335d,335i,335xi,M3	2004-2016	WIM Wiper module	√	√	√	√	√	√
3Series_E90/E91/E92/E93	316i,318d,318i,320d,320i,320si,320xd,323i,325d,325i,325xi,328i,328xi,330d,330i,330xd,330xi,335d,335i,335xi,M3	2004-2016	ZGM Central Gateway Module	√	√	√	√	√	√
3Series_E90/E91/E92/E93	316i,318d,318i,320d,320i,320si,320xd,323i,325d,325i,325xi,328i,328xi,330d,330i,330xd,330xi,335d,335i,335xi,M3	2004-2016	ZKE Central body electronics BC 1	√	√	√	√	√	√
3Series_E90/E91/E92/E93	316i,318d,318i,320d,320i,320si,320xd,323i,325d,325i,325xi,328i,328xi,330d,330i,330xd,330xi,335d,335i,335xi,M3	2004-2016	ZKE/GM (Central body electronics/GM base module)	√	√	√	√	√	√
3 Series_F30/F31/F35	Any	Any	ABS/ASC/DSC (Dynamic Stability Control)	√	√	√	√	√	√
3 Series_F30/F31/F35	Any	Any	ACC Active cruise control	√	√	√	√	√	√
3 Series_F30/F31/F35	Any	Any	ACC/ACC2 Active Cruise Control	√	√	√			
3 Series_F30/F31/F35	Any	Any	ACSM Crash Safety Module	√	√	√	√	√	√
3 Series_F30/F31/F35	Any	Any	ACSM/MRS Crash Safety Module	√	√	√	√		
3 Series_F30/F31/F35	Any	Any	AHL Adaptive directional headlights	√	√	√	√	√	√
3 Series_F30/F31/F35	Any	Any	AHM Trailer module	√	√	√	√	√	√
3 Series_F30/F31/F35	Any	Any	AL active front steering (AFS70)	√	√	√	√		
3 Series_F30/F31/F35	Any	Any	AL active steering	√	√	√	√	√	√
3 Series_F30/F31/F35	Any	Any	ALBBF Active backrest width,front passenger	√	√	√	√		
3 Series_F30/F31/F35	Any	Any	ALBFA Active backrest width,driver	√	√	√	√		
3 Series_F30/F31/F35	Any	Any	AMP Amplifier	√	√	√	√	√	√
3 Series_F30/F31/F35	Any	Any	AMPH Hi-Fi amplifier	√	√	√	√	√	√
3 Series_F30/F31/F35	Any	Any	AMPT Top Hi-Fi amplifier	√	√	√	√	√	√
3 Series_F30/F31/F35	Any	Any	ANT Antenna/antenna tuner	√	√	√	√	√	√
3 Series_F30/F31/F35	Any	Any	AP Dynamic Drive	√	√	√	√	√	√



3 Series_F30/F31/F35	Any	Any	ARS Dynamic Drive 2	√	√	√	√	√	√
3 Series_F30/F31/F35	Any	Any	ASK Audio system controller	√	√	√	√	√	√
3 Series_F30/F31/F35	Any	Any	BM On-board monitor						
3 Series_F30/F31/F35	Any	Any	BM/MIR (On-board monitor/Multi-Information Radio)	√	√	√	√	√	√
3 Series_F30/F31/F35	Any	Any	BZM Control center, center console	√	√	√	√	√	√
3 Series_F30/F31/F35	Any	Any	CA Comfort Access	√	√	√	√	√	√
3 Series_F30/F31/F35	Any	Any	CAN / byteflight	√	√	√			
3 Series_F30/F31/F35	Any	Any	CAN communication analysis	√	√	√			
3 Series_F30/F31/F35	Any	Any	CAS Car Access System	√	√	√	√	√	√
3 Series_F30/F31/F35	Any	Any	CCC-A Applications	√	√	√	√	√	√
3 Series_F30/F31/F35	Any	Any	CCC-ANT Aerial tuner	√	√	√	√	√	√
3 Series_F30/F31/F35	Any	Any	CCC-ASK Audio system controller	√	√	√	√	√	√
3 Series_F30/F31/F35	Any	Any	CCC-GW Gateway	√	√	√	√	√	√
3 Series_F30/F31/F35	Any	Any	CD Control Display	√	√	√	√		
3 Series_F30/F31/F35	Any	Any	CD-GW Control Display(Gateway)	√	√	√	√	√	√
3 Series_F30/F31/F35	Any	Any	CDC CD Changer	√	√	√	√	√	√
3 Series_F30/F31/F35	Any	Any	CEM Clean Energy Module	√	√	√	√		
3 Series_F30/F31/F35	Any	Any	CHAMP-BO User interface X	√	√	√	√		
3 Series_F30/F31/F35	Any	Any	CHAMP-GW Gateway X	√	√	√	√		
3 Series_F30/F31/F35	Any	Any	CIC User interface	√	√	√	√	√	√
3 Series_F30/F31/F35	Any	Any	CIC-GW Gateway	√	√	√	√	√	√
3 Series_F30/F31/F35	Any	Any	CIC/CHAMP Car headunit column	√	√	√	√	√	√
3 Series_F30/F31/F35	Any	Any	CID Central Information Display	√	√	√	√	√	√
3 Series_F30/F31/F35	Any	Any	CIM Chassis integration Module	√	√	√	√	√	√
3 Series_F30/F31/F35	Any	Any	CON Controller	√	√	√	√	√	√
3 Series_F30/F31/F35	Any	Any	CVM Convertible top module	√	√	√	√	√	√
3 Series_F30/F31/F35	Any	Any	DAB Digital tuner	√	√	√	√	√	√
3 Series_F30/F31/F35	Any	Any	DDE Diesel Electronics	√	√	√	√	√	√
3 Series_F30/F31/F35	Any	Any	DME Digital Engine/Gearbox Electronics 2	√	√	√	√	√	√
3 Series_F30/F31/F35	Any	Any	DME Digital Motor Electronics	√	√	√	√	√	√
3 Series_F30/F31/F35	Any	Any	DME Motor Electronics	√	√	√	√	√	√
3 Series_F30/F31/F35	Any	Any	DME/DDE (Motor/Diesel Electronics)	√	√	√	√	√	√
3 Series_F30/F31/F35	Any	Any	DME/DDE Motor Electronics	√	√	√	√	√	√
3 Series_F30/F31/F35	Any	Any	DME2/DME2 Digital motor electronics 2	√	√	√	√	√	√
3 Series_F30/F31/F35	Any	Any	DSC Dynamic Stability Control	√	√	√	√	√	√
3 Series_F30/F31/F35	Any	Any	DSC(Bosch)Dynamic Stability Control	√	√	√	√	√	√
3 Series_F30/F31/F35	Any	Any	DSP Digital Sound Processor						
3 Series_F30/F31/F35	Any	Any	DVD CD Changer	√	√	√	√		
3 Series_F30/F31/F35	Any	Any	DVD-C DVD changer	√	√	√	√	√	√
3 Series_F30/F31/F35	Any	Any	DVDC DVD Changer	√	√	√	√	√	√
3 Series_F30/F31/F35	Any	Any	DWA antitheft alarm system	√	√	√	√	√	√
3 Series_F30/F31/F35	Any	Any	DWD Damper Control	√	√	√	√	√	√
3 Series_F30/F31/F35	Any	Any	DWD Electronic Damper Control	√	√	√	√	√	√



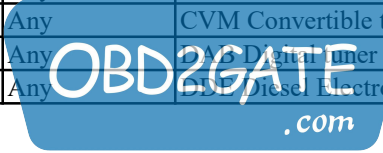
3 Series_F30/F31/F35	Any	Any	EDCSHL Damper satellite, rear left	√	√	√	√	√	√
3 Series_F30/F31/F35	Any	Any	EDCSHR Damper satellite, rear right	√	√	√	√	√	√
3 Series_F30/F31/F35	Any	Any	EDCSVL Damper satellite, front left	√	√	√	√	√	√
3 Series_F30/F31/F35	Any	Any	EDCSVR Damper satellite, front right	√	√	√	√	√	√
3 Series_F30/F31/F35	Any	Any	EGS 6HPTU transmission control	√	√	√	√	√	√
3 Series_F30/F31/F35	Any	Any	EGS transmission management	√	√	√	√	√	√
3 Series_F30/F31/F35	Any	Any	EHC Electronic Height Control	√	√	√	√	√	√
3 Series_F30/F31/F35	Any	Any	EHC Electronic Ride-Height Control	√	√	√	√	√	√
3 Series_F30/F31/F35	Any	Any	EHC Ride level(Height) Control	√	√	√	√	√	√
3 Series_F30/F31/F35	Any	Any	EHC/EHC2 (Electronic ride-level control)	√	√	√	√	√	√
3 Series_F30/F31/F35	Any	Any	EHPS Electro-hydraulic steering assistance	√	√	√	√	√	√
3 Series_F30/F31/F35	Any	Any	EKP Fuel pump	√	√	√	√	√	√
3 Series_F30/F31/F35	Any	Any	EKPS Fuel pump	√	√	√	√	√	√
3 Series_F30/F31/F35	Any	Any	EKPS Fuel-pump control	√	√	√	√	√	√
3 Series_F30/F31/F35	Any	Any	EMF Parking brake	√	√	√	√	√	√
3 Series_F30/F31/F35	Any	Any	EML Electronic engine-power control	√	√	√			
3 Series_F30/F31/F35	Any	Any	EPS Electronic Power Steering	√	√	√	√	√	√
3 Series_F30/F31/F35	Any	Any	EWS Electronic immobilizer	√	√	√	√		
3 Series_F30/F31/F35	Any	Any	EWS Vehicle immobilizer	√	√	√	√		
3 Series_F30/F31/F35	Any	Any	FBI Flexible Bus Interface	√	√	√	√		
3 Series_F30/F31/F35	Any	Any	FBZM Rear compartment,controlcenter,center console	√	√	√	√	√	√
3 Series_F30/F31/F35	Any	Any	FCON Rear compartment controller	√	√	√	√	√	√
3 Series_F30/F31/F35	Any	Any	FD Rear-cabin display	√	√	√	√		
3 Series_F30/F31/F35	Any	Any	FD Rear-compartment display	√	√	√	√	√	√
3 Series_F30/F31/F35	Any	Any	FD2 Rear-compartment display2	√	√	√	√	√	√
3 Series_F30/F31/F35	Any	Any	FID Read-compartment information display	√	√	√			
3 Series_F30/F31/F35	Any	Any	FKA Rear heater/air conditioning	√	√	√	√	√	√
3 Series_F30/F31/F35	Any	Any	FKA Rear-cabin automatic A/C	√	√	√	√	√	√
3 Series_F30/F31/F35	Any	Any	FKA Rear-compartment air conditioning	√	√	√	√	√	√
3 Series_F30/F31/F35	Any	Any	FLA High Beam Assist	√	√	√	√	√	√
3 Series_F30/F31/F35	Any	Any	FRM Footwell module	√	√	√	√	√	√
3 Series_F30/F31/F35	Any	Any	FRM/FRM2 Footwell module	√	√	√	√	√	√
3 Series_F30/F31/F35	Any	Any	FRM2 Footwell module 2	√	√	√	√	√	√
3 Series_F30/F31/F35	Any	Any	FZD Function centre,roof	√	√	√	√	√	√
3 Series_F30/F31/F35	Any	Any	GR Cruise control	√	√	√			
3 Series_F30/F31/F35	Any	Any	GWS Gear selector switch	√	√	√	√	√	√
3 Series_F30/F31/F35	Any	Any	HKL Rear-lid lift	√	√	√	√	√	√
3 Series_F30/F31/F35	Any	Any	HKL Rear-lid module X	√	√	√	√		
3 Series_F30/F31/F35	Any	Any	ICM Integrated Chassis Management	√	√	√	√	√	√
3 Series_F30/F31/F35	Any	Any	ICM Electronic Power Steering	√	√	√	√	√	√
3 Series_F30/F31/F35	Any	Any	ICM Rear heater automatic A/C control	√	√	√	√	√	√

3 Series_F30/F31/F35	Any	Any	IHKA Integrated automatic heating/air conditioning	√	√	√	√	√	√
3 Series_F30/F31/F35	Any	Any	IHKA Integrated heating /air conditioning	√	√	√	√	√	√
3 Series_F30/F31/F35	Any	Any	IHKA/IHKR Integrated heating/air conditioning	√	√	√	√	√	√
3 Series_F30/F31/F35	Any	Any	IHKS Integrated heating/air-conditioning control	√	√	√	√	√	√
3 Series_F30/F31/F35	Any	Any	IHS Heater control	√	√	√	√	√	√
3 Series_F30/F31/F35	Any	Any	INSTR Instrumint cluster	√	√	√	√	√	√
3 Series_F30/F31/F35	Any	Any	JBE Junction-box electronics	√	√	√	√	√	√
3 Series_F30/F31/F35	Any	Any	JBE2 Junction Box electronics 2	√	√	√	√	√	√
3 Series_F30/F31/F35	Any	Any	JNAV Navigation system,Japan	√	√	√	√	√	√
3 Series_F30/F31/F35	Any	Any	KBM Body basic module	√	√	√	√	√	√
3 Series_F30/F31/F35	Any	Any	KGM Body Gateway Module	√	√	√	√	√	√
3 Series_F30/F31/F35	Any	Any	KHI Headphones interface	√	√	√	√	√	√
3 Series_F30/F31/F35	Any	Any	KNAV Navigation system,Korea	√	√	√	√	√	√
3 Series_F30/F31/F35	Any	Any	KOM Instrument cluster	√	√	√	√	√	√
3 Series_F30/F31/F35	Any	Any	KOM/IKI/IKI/INSTR(Instrument cluster)	√	√	√	√	√	√
3 Series_F30/F31/F35	Any	Any	KOMB12 additional Instruments						
3 Series_F30/F31/F35	Any	Any	LEW Steering-angle sensor	√	√	√	√		
3 Series_F30/F31/F35	Any	Any	LEW/LWS (Steering angle sensor)	√	√	√	√		
3 Series_F30/F31/F35	Any	Any	LM Lights Module	√	√	√	√	√	√
3 Series_F30/F31/F35	Any	Any	LM Lights module 2	√	√	√	√	√	√
3 Series_F30/F31/F35	Any	Any	LM2 Lights module 2	√	√	√	√	√	√
3 Series_F30/F31/F35	Any	Any	LRA Automatic headlight vertical aim control	√	√	√			
3 Series_F30/F31/F35	Any	Any	LRA Headlight vertical aim control	√	√	√	√	√	√
3 Series_F30/F31/F35	Any	Any	LRR Long Range Radar	√	√	√			
3 Series_F30/F31/F35	Any	Any	LSZ/LCM (Lights switching center)	√	√	√	√	√	√
3 Series_F30/F31/F35	Any	Any	M-ASK-BO User interface	√	√	√	√	√	√
3 Series_F30/F31/F35	Any	Any	M-ASK-GW Gateway	√	√	√	√	√	√
3 Series_F30/F31/F35	Any	Any	M-ASK-NAV Navigation system	√	√	√	√	√	√
3 Series_F30/F31/F35	Any	Any	MFL Multifunction steering wheel I	√	√	√	√		
3 Series_F30/F31/F35	Any	Any	MID Multi Information Display	√	√	√			
3 Series_F30/F31/F35	Any	Any	MPM Micro-power module	√	√	√	√	√	√
3 Series_F30/F31/F35	Any	Any	MRS Multiple Restraint System	√	√	√	√		
3 Series_F30/F31/F35	Any	Any	MRS/AirBag (Multiple Restraint System)	√	√	√			
3 Series_F30/F31/F35	Any	Any	MRS/AirBag(Multiple Restraint System)	√	√	√			
3 Series_F30/F31/F35	Any	Any	MRS/AirBag/SIM (Multiple Restraint System)	√	√	√	√	√	√
3 Series_F30/F31/F35	Any	Any	NAV Navigation computer	√	√	√	√		
3 Series_F30/F31/F35	Any	Any	NAV Navigation computer, Europe	√	√	√	√		
3 Series_F30/F31/F35	Any	Any	NAV Navigation system	√	√	√	√	√	√
3 Series_F30/F31/F35	Any	Any	NVE Night Vision Electronics	√	√	√	√	√	√
3 Series_F30/F31/F35	Any	Any	NVC Night vision camera	√	√	√	√	√	√

3 Series_F30/F31/F35	Any	Any	PDC Park Distance Control	√	√	√	√	√	√
3 Series_F30/F31/F35	Any	Any	PM Power module	√	√	√	√	√	√
3 Series_F30/F31/F35	Any	Any	QMVHL Lateral-moment distribution,rear axle	√	√	√	√	√	√
3 Series_F30/F31/F35	Any	Any	RAD Radio	√	√	√	√	√	√
3 Series_F30/F31/F35	Any	Any	RAD2-BO User interface	√	√	√	√	√	√
3 Series_F30/F31/F35	Any	Any	RAD2-GW Gateway	√	√	√	√		
3 Series_F30/F31/F35	Any	Any	RAD2-GW Gateway	√	√	√	√	√	√
3 Series_F30/F31/F35	Any	Any	RDC Tire pressure control	√	√	√	√		
3 Series_F30/F31/F35	Any	Any	RDC/RDW Tyre pressure check	√	√	√	√		
3 Series_F30/F31/F35	Any	Any	RFK Reversing camera	√	√	√	√	√	√
3 Series_F30/F31/F35	Any	Any	RLS Rain/Light Sensor	√	√	√	√		
3 Series_F30/F31/F35	Any	Any	RLS/AIC (Rain/Light Sensor/Automatic interval Control)	√	√	√	√		
3 Series_F30/F31/F35	Any	Any	RLSS Rain/light solar sensor	√	√	√	√	√	√
3 Series_F30/F31/F35	Any	Any	RLSS Solar Rain/Light Sensor	√	√	√	√	√	√
3 Series_F30/F31/F35	Any	Any	RSE Rear Seat Entertainment	√	√	√	√	√	√
3 Series_F30/F31/F35	Any	Any	RSE Rear seat entertainment	√	√	√	√	√	√
3 Series_F30/F31/F35	Any	Any	SASL Satellite,A-pillar,left	√	√	√	√		
3 Series_F30/F31/F35	Any	Any	SASR Satellite,A-pillar,right	√	√	√	√		
3 Series_F30/F31/F35	Any	Any	SBSL Satellite,B-pillar,left	√	√	√	√		
3 Series_F30/F31/F35	Any	Any	SBSR Satellite,B-pillar,right	√	√	√	√		
3 Series_F30/F31/F35	Any	Any	SBSR Satellite,B-pillar,right	√	√	√	√	√	√
3 Series_F30/F31/F35	Any	Any	SDARS Satellite tuner (US)	√	√	√	√	√	√
3 Series_F30/F31/F35	Any	Any	SEC1 Supplementary control unit 1	√	√	√			
3 Series_F30/F31/F35	Any	Any	SEC2 Supplementary control unit 2	√	√	√			
3 Series_F30/F31/F35	Any	Any	SFZ Satellite vehicle center	√	√	√	√		
3 Series_F30/F31/F35	Any	Any	SG-FD Control unit,rear-compartment display	√	√	√	√		
3 Series_F30/F31/F35	Any	Any	SG-FD-GW Control unit,rear-compartment display(gateway)	√	√	√	√	√	√
3 Series_F30/F31/F35	Any	Any	SGM-SIM Safety and Gateway Module(SIM)	√	√	√	√	√	√
3 Series_F30/F31/F35	Any	Any	SGM-ZGM Safety and Gateway Module(ZGM)	√	√	√			
3 Series_F30/F31/F35	Any	Any	SHD Slide/tilt sunroof 2	√	√	√	√	√	√
3 Series_F30/F31/F35	Any	Any	SHD Sliding/tilting sunroof	√	√	√	√	√	√
3 Series_F30/F31/F35	Any	Any	SHD Sliding/tilting sunroof module	√	√	√	√	√	√
3 Series_F30/F31/F35	Any	Any	SHD Sliding/titing sunroof	√	√	√			
3 Series_F30/F31/F35	Any	Any	SHZH Independent/auxiliary heater	√	√	√	√	√	√
3 Series_F30/F31/F35	Any	Any	SIM Safety and information module	√	√	√	√	√	√
3 Series_F30/F31/F35	Any	Any	SINE Siren and tilt sensor	√	√	√	√		
3 Series_F30/F31/F35	Any	Any	SINE Siren with tilt sensor	√	√	√	√	√	√
3 Series_F30/F31/F35	Any	Any	SMPF Seat module,passenger	√	√	√	√	√	√

3 Series_F30/F31/F35	Any	Any	SMBFH Seat module,passenger'sside,rear	√	√	√	√	√	√
3 Series_F30/F31/F35	Any	Any	SMF/SM/SLM (Seat memory,driver)	√	√	√	√	√	√
3 Series_F30/F31/F35	Any	Any	SMFA Seat module,driver	√	√	√	√	√	√
3 Series_F30/F31/F35	Any	Any	SMFAH Seat module,driver'sside,rear	√	√	√	√	√	√
3 Series_F30/F31/F35	Any	Any	SPMBT Mirror memory,passenger	√	√	√	√	√	√
3 Series_F30/F31/F35	Any	Any	SPMFT Mirror memory,driver	√	√	√	√	√	√
3 Series_F30/F31/F35	Any	Any	SSBF Satellite,seat,passenger	√	√	√	√		
3 Series_F30/F31/F35	Any	Any	SSFA Satellite,seat,driver	√	√	√	√		
3 Series_F30/F31/F35	Any	Any	SSH Satellite,seat,rear	√	√	√	√	√	√
3 Series_F30/F31/F35	Any	Any	STH park heating						
3 Series_F30/F31/F35	Any	Any	STVL Satellite,door,front left	√	√	√	√		
3 Series_F30/F31/F35	Any	Any	STVR Satellite,door,front right	√	√	√	√		
3 Series_F30/F31/F35	Any	Any	SVS Language processing system	√	√	√	√		
3 Series_F30/F31/F35	Any	Any	SVT Servotronic						
3 Series_F30/F31/F35	Any	Any	SZL Switch center,steering column	√	√	√	√	√	√
3 Series_F30/F31/F35	Any	Any	SZM Switching center,center console	√	√	√	√	√	√
3 Series_F30/F31/F35	Any	Any	Short test	√	√	√			
3 Series_F30/F31/F35	Any	Any	TCU Telematic Control Unit	√	√	√	√	√	√
3 Series_F30/F31/F35	Any	Any	TEL Telephone	√	√	√	√		
3 Series_F30/F31/F35	Any	Any	TMBF Door module,front passenger	√	√	√	√	√	√
3 Series_F30/F31/F35	Any	Any	TMBFH Door module,passenger'sside,rear	√	√	√	√		
3 Series_F30/F31/F35	Any	Any	TMBFT Door module,passenger door	√	√	√	√		
3 Series_F30/F31/F35	Any	Any	TMFA Door module,driver	√	√	√	√	√	√
3 Series_F30/F31/F35	Any	Any	TMFAH Door module,driver'sside,rear	√	√	√	√		
3 Series_F30/F31/F35	Any	Any	TMFAT Door module,driver's door	√	√	√	√		
3 Series_F30/F31/F35	Any	Any	TR SVC All round view camera	√	√	√	√	√	√
3 Series_F30/F31/F35	Any	Any	ULF Universal charging and hands-free facility	√	√	√	√	√	√
3 Series_F30/F31/F35	Any	Any	ULF-SBX-H Interface box High	√	√	√	√	√	√
3 Series_F30/F31/F35	Any	Any	VDM Vertical Dynamics Management	√	√	√	√	√	√
3 Series_F30/F31/F35	Any	Any	VID Video module	√	√	√			
3 Series_F30/F31/F35	Any	Any	VM Video Module	√	√	√	√	√	√
3 Series_F30/F31/F35	Any	Any	VSW Video switch	√	√	√	√	√	√
3 Series_F30/F31/F35	Any	Any	VTC Valvetronic	√	√	√			
3 Series_F30/F31/F35	Any	Any	VTC2 Valvetronic 2	√	√	√			
3 Series_F30/F31/F35	Any	Any	VTG Transfer case	√	√	√	√	√	√
3 Series_F30/F31/F35	Any	Any	WIM Wiper module	√	√	√	√	√	√
3 Series_F30/F31/F35	Any	Any	ZGM Central Gateway Module	√	√	√	√	√	√
3 Series_F30/F31/F35	Any	Any	ZKE Central body electronics BC 1	√	√	√	√	√	√
3 Series_F30/F31/F35	Any	Any	ZKE/GM (Central body electronics/GM base module)	√	√	√	√	√	√
3 Series_F34	Any	Any	ABS/ASC/DSC (Dynamic Stability Control)	√	√	√	√	√	√

3 Series F34	Any	Any	ACC Active cruise control	√	√	√	√	√	√
3 Series F34	Any	Any	ACC/ACC2 Active Cruise Control	√	√	√			
3 Series F34	Any	Any	ACSM Crash Safety Module	√	√	√	√	√	√
3 Series F34	Any	Any	ACSM/MRS Crash Safety Module	√	√	√	√		
3 Series F34	Any	Any	AHL Adaptive directional headlights	√	√	√	√	√	√
3 Series F34	Any	Any	AHM Trailer module	√	√	√	√	√	√
3 Series F34	Any	Any	AL active front steering (AFS70)	√	√	√	√		
3 Series F34	Any	Any	AL active steering	√	√	√	√	√	√
3 Series_F34	Any	Any	ALBBF Active backrest width,front passenger	√	√	√	√		
3 Series F34	Any	Any	ALBFA Active backrest width,driver	√	√	√	√		
3 Series_F34	Any	Any	AMP Amplifier	√	√	√	√	√	√
3 Series F34	Any	Any	AMPH Hi-Fi amplifier	√	√	√	√	√	√
3 Series F34	Any	Any	AMPT Top Hi-Fi amplifier	√	√	√	√	√	√
3 Series F34	Any	Any	ANT Antenna/antenna tuner	√	√	√	√	√	√
3 Series F34	Any	Any	ARS Dynamic Drive	√	√	√	√	√	√
3 Series F34	Any	Any	ARS Dynamic Drive 2	√	√	√	√	√	√
3 Series F34	Any	Any	ASK Audio system controller	√	√	√	√	√	√
3 Series F34	Any	Any	BM On-board monitor						
3 Series_F34	Any	Any	BM/MIR (On-board monitor/Multi-Information Radio)	√	√	√	√	√	√
3 Series F34	Any	Any	BZM Control center, center console	√	√	√	√	√	√
3 Series F34	Any	Any	CA Comfort Access	√	√	√	√	√	√
3 Series_F34	Any	Any	CAN / byteflight	√	√	√			
3 Series_F34	Any	Any	CAN communication analysis	√	√	√			
3 Series_F34	Any	Any	CAS Car Access System	√	√	√	√	√	√
3 Series F34	Any	Any	CCC-A Applications	√	√	√	√	√	√
3 Series F34	Any	Any	CCC-ANT Aerial tuner	√	√	√	√	√	√
3 Series F34	Any	Any	CCC-ASK Audio system controller	√	√	√	√	√	√
3 Series F34	Any	Any	CCC-GW Gateway	√	√	√	√	√	√
3 Series F34	Any	Any	CD Control Display	√	√	√	√		
3 Series F34	Any	Any	CD-GW Control Display(Gateway)	√	√	√	√	√	√
3 Series F34	Any	Any	CDC CD Changer	√	√	√	√	√	√
3 Series F34	Any	Any	CEM Clean Energy Module	√	√	√	√		
3 Series_F34	Any	Any	CHAMP-BO User interface X	√	√	√	√		
3 Series_F34	Any	Any	CHAMP-GW Gateway X	√	√	√	√		
3 Series F34	Any	Any	CIC User interface	√	√	√	√	√	√
3 Series F34	Any	Any	CIC-GW Gateway	√	√	√	√	√	√
3 Series F34	Any	Any	CIC/CHAMP Car headunit column	√	√	√	√	√	√
3 Series F34	Any	Any	CID Central Information Display	√	√	√	√	√	√
3 Series F34	Any	Any	CIM Chassis integration Module	√	√	√	√	√	√
3 Series F34	Any	Any	CON Controller	√	√	√	√	√	√
3 Series F34	Any	Any	CVM Convertible top module	√	√	√	√	√	√
3 Series F34	Any	Any	CVT Digital tuner	√	√	√	√	√	√
3 Series_F34	Any	Any	CVT Diesel Electronics	√	√	√	√	√	√



3 Series_F34	Any	Any	DME Digital Engine/Gearbox Electronics 2	√	√	√	√	√	√
3 Series_F34	Any	Any	DME Digital Motor Electronics	√	√	√	√	√	√
3 Series_F34	Any	Any	DME Motor Electronics	√	√	√	√	√	√
3 Series_F34	Any	Any	DME/DDE (Motor/Diesel Electronics)	√	√	√	√	√	√
3 Series_F34	Any	Any	DME/DDE Motor Electronics	√	√	√	√	√	√
3 Series_F34	Any	Any	DME2/DME2 Digital motor electronics 2	√	√	√	√	√	√
3 Series_F34	Any	Any	DSC Dynamic Stability Control	√	√	√	√	√	√
3 Series_F34	Any	Any	DSC(Bosch)Dynamic Stability Control	√	√	√	√	√	√
3 Series_F34	Any	Any	DSP Digital Sound Processor						
3 Series_F34	Any	Any	DVD CD Changer	√	√	√	√		
3 Series_F34	Any	Any	DVD-C DVD changer	√	√	√	√	√	√
3 Series_F34	Any	Any	DVDC DVD Changer	√	√	√	√	√	√
3 Series_F34	Any	Any	DWA antitheft alarm system	√	√	√	√	√	√
3 Series_F34	Any	Any	EDC Damper Control	√	√	√	√	√	√
3 Series_F34	Any	Any	EDC Electronic Damper Control	√	√	√	√	√	√
3 Series_F34	Any	Any	EDCSHL Damper satellite, rear left	√	√	√	√	√	√
3 Series_F34	Any	Any	EDCSHR Damper satellite, rear right	√	√	√	√	√	√
3 Series_F34	Any	Any	EDCSVL Damper satellite, front left	√	√	√	√	√	√
3 Series_F34	Any	Any	EDCSVR Damper satellite, front right	√	√	√	√	√	√
3 Series_F34	Any	Any	EGS 6HPTU transmission control	√	√	√	√	√	√
3 Series_F34	Any	Any	EGS transmission management	√	√	√	√	√	√
3 Series_F34	Any	Any	EHC Electronic Height Control	√	√	√	√	√	√
3 Series_F34	Any	Any	EHC Electronic Ride-Height Control	√	√	√	√	√	√
3 Series_F34	Any	Any	EHC Ride level(Height) Control	√	√	√	√	√	√
3 Series_F34	Any	Any	EHC/EHC2 (Electronic ride-level control)	√	√	√	√	√	√
3 Series_F34	Any	Any	EHPS Electro-hydraulic steering assistance	√	√	√	√	√	√
3 Series_F34	Any	Any	EKP Fuel pump	√	√	√	√	√	√
3 Series_F34	Any	Any	EKPS Fuel pump	√	√	√	√	√	√
3 Series_F34	Any	Any	EKPS Fuel-pump control	√	√	√	√	√	√
3 Series_F34	Any	Any	EMF Parking brake	√	√	√	√	√	√
3 Series_F34	Any	Any	EML Electronic engine-power control	√	√	√			
3 Series_F34	Any	Any	EPS Electronic Power Steering	√	√	√	√	√	√
3 Series_F34	Any	Any	EWS Electronic immobilizer	√	√	√	√		
3 Series_F34	Any	Any	EWS Vehicle immobilizer	√	√	√	√		
3 Series_F34	Any	Any	FBI Flexible Bus Interface	√	√	√	√		
3 Series_F34	Any	Any	FBZM Rear compartment,controlcenter,center console	√	√	√	√	√	√
3 Series_F34	Any	Any	FCON Rear compartment controller	√	√	√	√	√	√
3 Series_F34	Any	Any	FD Rear-cabin display	√	√	√	√		
3 Series_F34	Any	Any	FD Rear-compartment display	√	√	√	√	√	√
3 Series_F34	Any	Any	FD2 Rear-compartment display2	√	√	√	√	√	√

3 Series_F34	Any	Any	FID Read-compartment information display	√	√	√			
3 Series_F34	Any	Any	FKA Rear heater/air conditioning	√	√	√	√	√	√
3 Series_F34	Any	Any	FKA Rear-cabin automatic A/C	√	√	√	√	√	√
3 Series_F34	Any	Any	FKA Rear-compartment air conditioning	√	√	√	√	√	√
3 Series_F34	Any	Any	FLA High Beam Assist	√	√	√	√	√	√
3 Series_F34	Any	Any	FRM Footwell module	√	√	√	√	√	√
3 Series_F34	Any	Any	FRM/FRM2 Footwell module	√	√	√	√	√	√
3 Series_F34	Any	Any	FRM2 Footwell module 2	√	√	√	√	√	√
3 Series_F34	Any	Any	FZD Function centre,roof	√	√	√	√	√	√
3 Series_F34	Any	Any	GR Cruise control	√	√	√			
3 Series_F34	Any	Any	GWS Gear selector switch	√	√	√	√	√	√
3 Series_F34	Any	Any	HKL Rear-lid lift	√	√	√	√	√	√
3 Series_F34	Any	Any	HKL Rear-lid module X	√	√	√	√		
3 Series_F34	Any	Any	ICM Integrated Chassis Management	√	√	√	√	√	√
3 Series_F34	Any	Any	ICM Integronic Power Steering	√	√	√	√	√	√
3 Series_F34	Any	Any	IHKA Heater/automatic A/C control	√	√	√	√	√	√
3 Series_F34	Any	Any	IHKA Integrated automatic heating/air conditioning	√	√	√	√	√	√
3 Series_F34	Any	Any	IHKA Integrated heating /air conditioning	√	√	√	√	√	√
3 Series_F34	Any	Any	IHKA/IHKR Integrated heating/air conditioning	√	√	√	√	√	√
3 Series_F34	Any	Any	IHKS Integrated heating/air-conditioning control	√	√	√	√	√	√
3 Series_F34	Any	Any	IHS Heater control	√	√	√	√	√	√
3 Series_F34	Any	Any	INSTR Instrumint cluster	√	√	√	√	√	√
3 Series_F34	Any	Any	JBE Junction-box electronics	√	√	√	√	√	√
3 Series_F34	Any	Any	JBE2 Junction Box electronics 2	√	√	√	√	√	√
3 Series_F34	Any	Any	JNAV Navigation system,Japan	√	√	√	√	√	√
3 Series_F34	Any	Any	KBM Body basic module	√	√	√	√	√	√
3 Series_F34	Any	Any	KGM Body Gateway Module	√	√	√	√	√	√
3 Series_F34	Any	Any	KHI Headphones interface	√	√	√	√	√	√
3 Series_F34	Any	Any	KNAV Navigation system,Korea	√	√	√	√	√	√
3 Series_F34	Any	Any	KOM Instrument cluster	√	√	√	√	√	√
3 Series_F34	Any	Any	KOM/IKE/IKI/INSTR(Instrument cluster)	√	√	√	√	√	√
3 Series_F34	Any	Any	KOMBI2 additional Instruments						
3 Series_F34	Any	Any	LEW Steering-angle sensor	√	√	√	√		
3 Series_F34	Any	Any	LEW/LWS (Steering angle sensor)	√	√	√	√		
3 Series_F34	Any	Any	LM Lights Module	√	√	√	√	√	√
3 Series_F34	Any	Any	LM Lights module 2	√	√	√	√	√	√
3 Series_F34	Any	Any	LM2 Lights module 2	√	√	√	√	√	√
3 Series_F34	Any	Any	LRA Automatic headlight vertical aim control	√	√	√			
3 Series_F34	Any	Any	LRA Headlight vertical aim control	√	√	√	√	√	√
3 Series_F34	Any	Any	FRM Long Range Radar	√	√	√			



3 Series_F34	Any	Any	LSZ/LCM (Lights switching center)	√	√	√	√	√	√
3 Series_F34	Any	Any	M-ASK-BO User interface	√	√	√	√	√	√
3 Series_F34	Any	Any	M-ASK-GW Gateway	√	√	√	√	√	√
3 Series_F34	Any	Any	M-ASK-NAV Navigation system	√	√	√	√	√	√
3 Series_F34	Any	Any	MFL Multifunction steering wheel I	√	√	√	√		
3 Series_F34	Any	Any	MID Multi Information Display	√	√	√			
3 Series_F34	Any	Any	MPM Micro-power module	√	√	√	√	√	√
3 Series_F34	Any	Any	MRS Multiple Restraint System	√	√	√	√		
3 Series_F34	Any	Any	MRS/AirBag (Multiple Restraint System)	√	√	√			
3 Series_F34	Any	Any	MRS/AirBag(Multiple Restraint System)	√	√	√			
3 Series_F34	Any	Any	MRS/AirBag/SIM (Multiple Restraint System)	√	√	√	√	√	√
3 Series_F34	Any	Any	NAV Navigation computer	√	√	√	√		
3 Series_F34	Any	Any	NAV Navigation computer, Europe	√	√	√	√		
3 Series_F34	Any	Any	NAV Navigation system	√	√	√	√	√	√
3 Series_F34	Any	Any	NVE Night Vision Electronics	√	√	√	√	√	√
3 Series_F34	Any	Any	NVK Night vision camera	√	√	√	√	√	√
3 Series_F34	Any	Any	PDC Park Distance Control	√	√	√	√	√	√
3 Series_F34	Any	Any	PM Power module	√	√	√	√	√	√
3 Series_F34	Any	Any	QMVHL Lateral-moment distribution,rear axle	√	√	√	√	√	√
3 Series_F34	Any	Any	RAD Radio	√	√	√	√	√	√
3 Series_F34	Any	Any	RAD2-BO User interface	√	√	√	√	√	√
3 Series_F34	Any	Any	RAD2-GW Gateway	√	√	√	√		
3 Series_F34	Any	Any	RAD2-GW Gateway	√	√	√	√	√	√
3 Series_F34	Any	Any	RDC Tire pressure control	√	√	√	√		
3 Series_F34	Any	Any	RDC/RDW Tyre pressure check	√	√	√	√		
3 Series_F34	Any	Any	RFK Reversing camera	√	√	√	√	√	√
3 Series_F34	Any	Any	RLS Rain/Light Sensor	√	√	√	√		
3 Series_F34	Any	Any	RLS/AIC (Rain/Light Sensor/Automatic interval Control)	√	√	√	√		
3 Series_F34	Any	Any	RLSS Rain/light solar sensor	√	√	√	√	√	√
3 Series_F34	Any	Any	RLSS Solar Rain/Light Sensor	√	√	√	√	√	√
3 Series_F34	Any	Any	RSE Rear Seat Entertainment	√	√	√	√	√	√
3 Series_F34	Any	Any	RSE Rear seat entertainment	√	√	√	√	√	√
3 Series_F34	Any	Any	SASL Satellite,A-pillar,left	√	√	√	√		
3 Series_F34	Any	Any	SASR Satellite,A-pillar,right	√	√	√	√		
3 Series_F34	Any	Any	SBSL Satellite,B-pillar,left	√	√	√	√		
3 Series_F34	Any	Any	SBSR Satellite,B-pillar,right	√	√	√	√		
3 Series_F34	Any	Any	SBSR Satellite,B-pillar,right	√	√	√	√	√	√
3 Series_F34	Any	Any	SDARS Satellite tuner (US)	√	√	√	√	√	√
3 Series_F34	Any	Any	SEC1 Supplementary control unit 1	√	√	√			
3 Series_F34	Any	Any	SEC2 Supplementary control unit 2	√	√	√			
3 Series_F34	Any	Any	SEZ Satellite vehicle center	√	√	√	√		

3 Series_F34	Any	Any	SG-FD Control unit,rear-compartment display	√	√	√	√		
3 Series_F34	Any	Any	SG-FD-GW Control unit,rear-compartment display(gateway)	√	√	√	√	√	√
3 Series_F34	Any	Any	SGM-SIM Safety and Gateway Module(SIM)	√	√	√	√	√	√
3 Series_F34	Any	Any	SGM-ZGM Safety and Gateway Module(ZGM)	√	√	√			
3 Series_F34	Any	Any	SHD Slide/tilt sunroof 2	√	√	√	√	√	√
3 Series_F34	Any	Any	SHD Sliding/tilting sunroof	√	√	√	√	√	√
3 Series_F34	Any	Any	SHD Sliding/tilting sunroof module	√	√	√	√	√	√
3 Series_F34	Any	Any	SHD Sliding/tilting sunroof	√	√	√			
3 Series_F34	Any	Any	SHZH Independent/auxiliary heater	√	√	√	√	√	√
3 Series_F34	Any	Any	SIM Safety and information module	√	√	√	√	√	√
3 Series_F34	Any	Any	SINE Siren and tilt sensor	√	√	√	√		
3 Series_F34	Any	Any	SINE Siren with tilt sensor	√	√	√	√	√	√
3 Series_F34	Any	Any	SMBF Seat module,passenger	√	√	√	√	√	√
3 Series_F34	Any	Any	SMBFH Seat module,passenger'sside,rear	√	√	√	√	√	√
3 Series_F34	Any	Any	SMF/SM/SLM (Seat memory,driver)	√	√	√	√	√	√
3 Series_F34	Any	Any	SMFA Seat module,driver	√	√	√	√	√	√
3 Series_F34	Any	Any	SMFAH Seat module,driver'sside,rear	√	√	√	√	√	√
3 Series_F34	Any	Any	SPMBT Mirror memory,passenger	√	√	√	√	√	√
3 Series_F34	Any	Any	SPMFT Mirror memory,driver	√	√	√	√	√	√
3 Series_F34	Any	Any	SSBF Satellite,seat,passenger	√	√	√	√		
3 Series_F34	Any	Any	SSFA Satellite,seat,driver	√	√	√	√		
3 Series_F34	Any	Any	SSH Satellite,seat,rear	√	√	√	√	√	√
3 Series_F34	Any	Any	STH park heating						
3 Series_F34	Any	Any	STVL Satellite,door,front left	√	√	√	√		
3 Series_F34	Any	Any	STVR Satellite,door,front right	√	√	√	√		
3 Series_F34	Any	Any	SVS Language processing system	√	√	√	√		
3 Series_F34	Any	Any	SVT Servotronic						
3 Series_F34	Any	Any	SZL Switch center,steering column	√	√	√	√	√	√
3 Series_F34	Any	Any	SZM Switching center,center console	√	√	√	√	√	√
3 Series_F34	Any	Any	Short test	√	√	√			
3 Series_F34	Any	Any	TCU Telematic Control Unit	√	√	√	√	√	√
3 Series_F34	Any	Any	TEL Telephone	√	√	√	√		
3 Series_F34	Any	Any	TMBF Door module,front passenger	√	√	√	√	√	√
3 Series_F34	Any	Any	TMBFH Door module,passenger'sside,rear	√	√	√	√		
3 Series_F34	Any	Any	TMBFT Door module,passenger door	√	√	√	√		
3 Series_F34	Any	Any	TMFA Door module,driver	√	√	√	√	√	√
3 Series_F34	Any	Any	TMFAH Door module,driver'sside,rear	√	√	√	√		
3 Series_F34	Any	Any	TMFAT Door module,driver's door	√	√	√	√		
3 Series_F34	Any	Any	TMFAT-FAI round view camera	√	√	√	√	√	√

3 Series_F34	Any	Any	ULF Universal charging and hands-free facility	√	√	√	√	√	√
3 Series_F34	Any	Any	ULF-SBX-H Interface box High	√	√	√	√	√	√
3 Series_F34	Any	Any	VDM Vertical Dynamics Management	√	√	√	√	√	√
3 Series_F34	Any	Any	VID Video module	√	√	√			
3 Series_F34	Any	Any	VM Video Module	√	√	√	√	√	√
3 Series_F34	Any	Any	VSW Video switch	√	√	√	√	√	√
3 Series_F34	Any	Any	VTC Valvetronic	√	√	√			
3 Series_F34	Any	Any	VTC2 Valvetronic 2	√	√	√			
3 Series_F34	Any	Any	VTG Transfer case	√	√	√	√	√	√
3 Series_F34	Any	Any	WIM Wiper module	√	√	√	√	√	√
3 Series_F34	Any	Any	ZGM Central Gateway Module	√	√	√	√	√	√
3 Series_F34	Any	Any	ZKE Central body electronics BC 1	√	√	√	√	√	√
3 Series_F34	Any	Any	ZKE/GM (Central body electronics/GM base module)	√	√	√	√	√	√
3 Series_F80	Any	Any	ABS/ASC/DSC (Dynamic Stability Control)	√	√	√	√	√	√
3 Series_F80	Any	Any	ACC Active cruise control	√	√	√	√	√	√
3 Series_F80	Any	Any	ACC/ACC2 Active Cruise Control	√	√	√			
3 Series_F80	Any	Any	ACSM Crash Safety Module	√	√	√	√	√	√
3 Series_F80	Any	Any	ACSM/MRS Crash Safety Module	√	√	√	√		
3 Series_F80	Any	Any	AHL Adaptive directional headlights	√	√	√	√	√	√
3 Series_F80	Any	Any	AHM Trailer module	√	√	√	√	√	√
3 Series_F80	Any	Any	AL active front steering (AFS70)	√	√	√	√		
3 Series_F80	Any	Any	AL active steering	√	√	√	√	√	√
3 Series_F80	Any	Any	ALBBF Active backrest width,front passenger	√	√	√	√		
3 Series_F80	Any	Any	ALBFA Active backrest width,driver	√	√	√	√		
3 Series_F80	Any	Any	AMP Amplifier	√	√	√	√	√	√
3 Series_F80	Any	Any	AMPH Hi-Fi amplifier	√	√	√	√	√	√
3 Series_F80	Any	Any	AMPT Top Hi-Fi amplifier	√	√	√	√	√	√
3 Series_F80	Any	Any	ANT Antenna/antenna tuner	√	√	√	√	√	√
3 Series_F80	Any	Any	ARS Dynamic Drive	√	√	√	√	√	√
3 Series_F80	Any	Any	ARS Dynamic Drive 2	√	√	√	√	√	√
3 Series_F80	Any	Any	ASK Audio system controller	√	√	√	√	√	√
3 Series_F80	Any	Any	BM On-board monitor						
3 Series_F80	Any	Any	BM/MIR (On-board monitor/Multi-Information Radio)	√	√	√	√	√	√
3 Series_F80	Any	Any	BZM Control center, center console	√	√	√	√	√	√
3 Series_F80	Any	Any	CA Comfort Access	√	√	√	√	√	√
3 Series_F80	Any	Any	CAN / byteflight	√	√	√			
3 Series_F80	Any	Any	CAN communication analysis	√	√	√			
3 Series_F80	Any	Any	CAS Car Access System	√	√	√	√	√	√
3 Series_F80	Any	Any	CCA Applications	√	√	√	√	√	√
3 Series_F80	Any	Any	CA-T Antenna tuner	√	√	√	√	√	√

3 Series F80	Any	Any	CCC-ASK Audio system controller	√	√	√	√	√	√
3 Series F80	Any	Any	CCC-GW Gateway	√	√	√	√	√	√
3 Series F80	Any	Any	CD Control Display	√	√	√	√		
3 Series F80	Any	Any	CD-GW Control Display(Gateway)	√	√	√	√	√	√
3 Series F80	Any	Any	CDC CD Changer	√	√	√	√	√	√
3 Series F80	Any	Any	CEM Clean Energy Module	√	√	√	√		
3 Series F80	Any	Any	CHAMP-BO User interface X	√	√	√	√		
3 Series F80	Any	Any	CHAMP-GW Gateway X	√	√	√	√		
3 Series F80	Any	Any	CIC User interface	√	√	√	√	√	√
3 Series F80	Any	Any	CIC-GW Gateway	√	√	√	√	√	√
3 Series F80	Any	Any	CIC/CHAMP Car headunit column	√	√	√	√	√	√
3 Series F80	Any	Any	CID Central Information Display	√	√	√	√	√	√
3 Series F80	Any	Any	CIM Chassis integration Module	√	√	√	√	√	√
3 Series F80	Any	Any	CON Controller	√	√	√	√	√	√
3 Series F80	Any	Any	CVM Convertible top module	√	√	√	√	√	√
3 Series F80	Any	Any	DAB Digital tuner	√	√	√	√	√	√
3 Series F80	Any	Any	DDE Diesel Electronics	√	√	√	√	√	√
3 Series F80	Any	Any	DME Digital Engine/Gearbox Electronics 2	√	√	√	√	√	√
3 Series F80	Any	Any	DME Digital Motor Electronics	√	√	√	√	√	√
3 Series F80	Any	Any	DME Motor Electronics	√	√	√	√	√	√
3 Series F80	Any	Any	DME/DDE (Motor/Diesel Electronics)	√	√	√	√	√	√
3 Series F80	Any	Any	DME/DDE Motor Electronics	√	√	√	√	√	√
3 Series F80	Any	Any	DME2/DME2 Digital motor electronics 2	√	√	√	√	√	√
3 Series F80	Any	Any	DSC Dynamic Stability Control	√	√	√	√	√	√
3 Series F80	Any	Any	DSC(Bosch)Dynamic Stability Control	√	√	√	√	√	√
3 Series F80	Any	Any	DSP Digital Sound Processor						
3 Series F80	Any	Any	DVD CD Changer	√	√	√	√		
3 Series F80	Any	Any	DVD-C DVD changer	√	√	√	√	√	√
3 Series F80	Any	Any	DVDC DVD Changer	√	√	√	√	√	√
3 Series F80	Any	Any	DWA antitheft alarm system	√	√	√	√	√	√
3 Series F80	Any	Any	EDC Damper Control	√	√	√	√	√	√
3 Series F80	Any	Any	EDC Electronic Damper Control	√	√	√	√	√	√
3 Series F80	Any	Any	EDCSHL Damper satellite, rear left	√	√	√	√	√	√
3 Series F80	Any	Any	EDCSHR Damper satellite, rear right	√	√	√	√	√	√
3 Series F80	Any	Any	EDCSVL Damper satellite, front left	√	√	√	√	√	√
3 Series F80	Any	Any	EDCSVR Damper satellite, front right	√	√	√	√	√	√
3 Series F80	Any	Any	EGS 6HPTU transmission control	√	√	√	√	√	√
3 Series F80	Any	Any	EGS transmission management	√	√	√	√	√	√
3 Series F80	Any	Any	EHC Electronic Height Control	√	√	√	√	√	√
3 Series F80	Any	Any	EHC Electronic Ride-Height Control	√	√	√	√	√	√
3 Series F80	Any	Any	EHC Ride level(Height) Control	√	√	√	√	√	√
3 Series F80	Any	Any	EHC/EHC2 (Electronic ride-level control)	√	√	√	√	√	√
3 Series F80	Any	Any	EHS Electro-hydraulic steering	√	√	√	√	√	√



3 Series F80	Any	Any	EKP Fuel pump	√	√	√	√	√	√
3 Series F80	Any	Any	EKPS Fuel pump	√	√	√	√	√	√
3 Series F80	Any	Any	EKPS Fuel-pump control	√	√	√	√	√	√
3 Series F80	Any	Any	EMF Parking brake	√	√	√	√	√	√
3 Series F80	Any	Any	EML Electronic engine-power control	√	√	√			
3 Series F80	Any	Any	EPS Electronic Power Steering	√	√	√	√	√	√
3 Series F80	Any	Any	EWS Electronic immobilizer	√	√	√	√		
3 Series F80	Any	Any	EWS Vehicle immobilizer	√	√	√	√		
3 Series_F80	Any	Any	FBI Flexible Bus Interface	√	√	√	√		
3 Series_F80	Any	Any	FBZM Rear compartment,controlcenter,center console	√	√	√	√	√	√
3 Series F80	Any	Any	FCON Rear compartment controller	√	√	√	√	√	√
3 Series_F80	Any	Any	FD Rear-cabin display	√	√	√	√		
3 Series F80	Any	Any	FD Rear-compartment display	√	√	√	√	√	√
3 Series F80	Any	Any	FD2 Rear-compartment display2	√	√	√	√	√	√
3 Series_F80	Any	Any	FID Read-compartment information display	√	√	√			
3 Series F80	Any	Any	FKA Rear heater/air conditioning	√	√	√	√	√	√
3 Series F80	Any	Any	FKA Rear-cabin automatic A/C	√	√	√	√	√	√
3 Series F80	Any	Any	FKA Rear-compartment air conditioning	√	√	√	√	√	√
3 Series F80	Any	Any	FLA High Beam Assist	√	√	√	√	√	√
3 Series F80	Any	Any	FRM Footwell module	√	√	√	√	√	√
3 Series_F80	Any	Any	FRM/FRM2 Footwell module	√	√	√	√	√	√
3 Series F80	Any	Any	FRM2 Footwell module 2	√	√	√	√	√	√
3 Series_F80	Any	Any	FZD Function centre,roof	√	√	√	√	√	√
3 Series_F80	Any	Any	GR Cruise control	√	√	√			
3 Series_F80	Any	Any	GWS Gear selector switch	√	√	√	√	√	√
3 Series_F80	Any	Any	HKL Rear-lid lift	√	√	√	√	√	√
3 Series_F80	Any	Any	HKL Rear-lid module X	√	√	√	√		
3 Series_F80	Any	Any	ICM Integrated Chassis Management	√	√	√	√	√	√
3 Series_F80	Any	Any	ICM Integronic Power Steering	√	√	√	√	√	√
3 Series_F80	Any	Any	IHKA Heater/automatic A/C control	√	√	√	√	√	√
3 Series_F80	Any	Any	IHKA Integrated automatic heating/air conditioning	√	√	√	√	√	√
3 Series_F80	Any	Any	IHKA Integrated heating /air conditioning	√	√	√	√	√	√
3 Series_F80	Any	Any	IHKA/IHKR Integrated heating/air conditioning	√	√	√	√	√	√
3 Series_F80	Any	Any	IHKS Integrated heating/air-conditioning control	√	√	√	√	√	√
3 Series_F80	Any	Any	IHS Heater control	√	√	√	√	√	√
3 Series_F80	Any	Any	INSTR Instrumint cluster	√	√	√	√	√	√
3 Series_F80	Any	Any	JBE Junction-box electronics	√	√	√	√	√	√
3 Series_F80	Any	Any	JBE2 Junction-Box electronics 2	√	√	√	√	√	√
3 Series_F80	Any	Any	Navigation system,Japan	√	√	√	√	√	√

3 Series F80	Any	Any	KBM Body basic module	√	√	√	√	√	√
3 Series F80	Any	Any	KGM Body Gateway Module	√	√	√	√	√	√
3 Series F80	Any	Any	KHI Headphones interface	√	√	√	√	√	√
3 Series F80	Any	Any	KNAV Navigation system,Korea	√	√	√	√	√	√
3 Series F80	Any	Any	KOM Instrument cluster	√	√	√	√	√	√
3 Series F80	Any	Any	KOM/IKI/IKI/INSTR(Instrument cluster)	√	√	√	√	√	√
3 Series F80	Any	Any	KOMBI2 additional Instruments						
3 Series F80	Any	Any	LEW Steering-angle sensor	√	√	√	√		
3 Series F80	Any	Any	LEW/LWS (Steering angle sensor)	√	√	√	√		
3 Series F80	Any	Any	LM Lights Module	√	√	√	√	√	√
3 Series F80	Any	Any	LM Lights module 2	√	√	√	√	√	√
3 Series F80	Any	Any	LM2 Lights module 2	√	√	√	√	√	√
3 Series_F80	Any	Any	LRA Automatic headlight vertical aim control	√	√	√			
3 Series F80	Any	Any	LRA Headlight vertical aim control	√	√	√	√	√	√
3 Series F80	Any	Any	LRR Long Range Radar	√	√	√			
3 Series F80	Any	Any	LSZ/LCM (Lights switching center)	√	√	√	√	√	√
3 Series F80	Any	Any	M-ASK-BO User interface	√	√	√	√	√	√
3 Series F80	Any	Any	M-ASK-GW Gateway	√	√	√	√	√	√
3 Series F80	Any	Any	M-ASK-NAV Navigation system	√	√	√	√	√	√
3 Series F80	Any	Any	MFL Multifunction steering wheel I	√	√	√	√		
3 Series_F80	Any	Any	MID Multi Information Display	√	√	√			
3 Series_F80	Any	Any	MPM Micro-power module	√	√	√	√	√	√
3 Series F80	Any	Any	MRS Multiple Restraint System	√	√	√	√		
3 Series F80	Any	Any	MRS/AirBag (Multiple Restraint System)	√	√	√			
3 Series F80	Any	Any	MRS/AirBag(Multiple Restraint System)	√	√	√			
3 Series_F80	Any	Any	MRS/AirBag/SIM (Multiple Restraint System)	√	√	√	√	√	√
3 Series F80	Any	Any	NAV Navigation computer	√	√	√	√		
3 Series F80	Any	Any	NAV Navigation computer, Europe	√	√	√	√		
3 Series F80	Any	Any	NAV Navigation system	√	√	√	√	√	√
3 Series F80	Any	Any	NVE Night Vision Electronics	√	√	√	√	√	√
3 Series F80	Any	Any	NVK Night vision camera	√	√	√	√	√	√
3 Series F80	Any	Any	PDC Park Distance Control	√	√	√	√	√	√
3 Series_F80	Any	Any	PM Power module	√	√	√	√	√	√
3 Series_F80	Any	Any	QMVHL Lateral-moment distribution,rear axle	√	√	√	√	√	√
3 Series F80	Any	Any	RAD Radio	√	√	√	√	√	√
3 Series F80	Any	Any	RAD2-BO User interface	√	√	√	√	√	√
3 Series F80	Any	Any	RAD2-GW Gateway	√	√	√	√		
3 Series F80	Any	Any	RAD2-GW Gateway	√	√	√	√	√	√
3 Series F80	Any	Any	RDC Tire pressure control	√	√	√	√		
3 Series F80	Any	Any	RDC/RDW Tyre pressure check	√	√	√	√		
3 Series F80	Any	Any	RFK Reversing camera	√	√	√	√	√	√
3 Series F80	Any	Any	RFL Refl/Light Sensor	√	√	√	√		

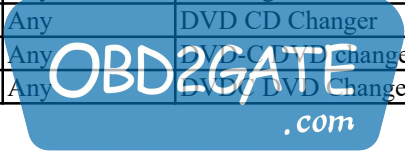
3 Series_F80	Any	Any	RLS/AIC (Rain/Light Sensor/Automatic interval Control)	√	√	√	√		
3 Series_F80	Any	Any	RLSS Rain/light solar sensor	√	√	√	√	√	√
3 Series_F80	Any	Any	RLSS Solar Rain/Light Sensor	√	√	√	√	√	√
3 Series_F80	Any	Any	RSE Rear Seat Entertainment	√	√	√	√	√	√
3 Series_F80	Any	Any	RSE Rear seat entertainment	√	√	√	√	√	√
3 Series_F80	Any	Any	SASL Satellite,A-pillar,left	√	√	√	√		
3 Series_F80	Any	Any	SASR Satellite,A-pillar,right	√	√	√	√		
3 Series_F80	Any	Any	SBSL Satellite,B-pillar,left	√	√	√	√		
3 Series_F80	Any	Any	SBSR Satellite,B-pillar,right	√	√	√	√		
3 Series_F80	Any	Any	SBSR Satellite,B-pillar,right	√	√	√	√	√	√
3 Series_F80	Any	Any	SDARS Satellite tuner (US)	√	√	√	√	√	√
3 Series_F80	Any	Any	SEC1 Supplementary control unit 1	√	√	√			
3 Series_F80	Any	Any	SEC2 Supplementary control unit 2	√	√	√			
3 Series_F80	Any	Any	SFZ Satellite vehicle center	√	√	√	√		
3 Series_F80	Any	Any	SG-FD Control unit,rear-compartment display	√	√	√	√		
3 Series_F80	Any	Any	SG-FD-GW Control unit,rear-compartment display(gateway)	√	√	√	√	√	√
3 Series_F80	Any	Any	SGM-SIM Safety and Gateway Module(SIM)	√	√	√	√	√	√
3 Series_F80	Any	Any	SGM-ZGM Safety and Gateway Module(ZGM)	√	√	√			
3 Series_F80	Any	Any	SHD Slide/tilt sunroof 2	√	√	√	√	√	√
3 Series_F80	Any	Any	SHD Sliding/tilting sunroof	√	√	√	√	√	√
3 Series_F80	Any	Any	SHD Sliding/tilting sunroof module	√	√	√	√	√	√
3 Series_F80	Any	Any	SHD Sliding/tilting sunroof	√	√	√			
3 Series_F80	Any	Any	SHZH Independent/auxiliary heater	√	√	√	√	√	√
3 Series_F80	Any	Any	SIM Safety and information module	√	√	√	√	√	√
3 Series_F80	Any	Any	SINE Siren and tilt sensor	√	√	√	√		
3 Series_F80	Any	Any	SINE Siren with tilt sensor	√	√	√	√	√	√
3 Series_F80	Any	Any	SMBF Seat module,passenger	√	√	√	√	√	√
3 Series_F80	Any	Any	SMBFH Seat module,passenger'sside,rear	√	√	√	√	√	√
3 Series_F80	Any	Any	SMF/SM/SLM (Seat memory,driver)	√	√	√	√	√	√
3 Series_F80	Any	Any	SMFA Seat module,driver	√	√	√	√	√	√
3 Series_F80	Any	Any	SMFAH Seat module,driver'sside,rear	√	√	√	√	√	√
3 Series_F80	Any	Any	SPMBT Mirror memory,passenger	√	√	√	√	√	√
3 Series_F80	Any	Any	SPMFT Mirror memory,driver	√	√	√	√	√	√
3 Series_F80	Any	Any	SSBF Satellite,seat,passenger	√	√	√	√		
3 Series_F80	Any	Any	SSFA Satellite,seat,driver	√	√	√	√		
3 Series_F80	Any	Any	SSH Satellite,seat,rear	√	√	√	√	√	√
3 Series_F80	Any	Any	STH park heating						
3 Series_F80	Any	Any	STVL Satellite,door,front left	√	√	√	√		
3 Series_F80	Any	Any	STVR Satellite,door,front right	√	√	√	√		

3 Series_F80	Any	Any	SVS Language processing system	√	√	√	√		
3 Series_F80	Any	Any	SVT Servotronic						
3 Series_F80	Any	Any	SZL Switch center,steering column	√	√	√	√	√	√
3 Series_F80	Any	Any	SZM Switching center,center console	√	√	√	√	√	√
3 Series_F80	Any	Any	Short test	√	√	√			
3 Series_F80	Any	Any	TCU Telematic Control Unit	√	√	√	√	√	√
3 Series_F80	Any	Any	TEL Telephone	√	√	√	√		
3 Series_F80	Any	Any	TMBF Door module,front passenger	√	√	√	√	√	√
3 Series_F80	Any	Any	TMBFH Door module,passenger'sside,rear	√	√	√	√		
3 Series_F80	Any	Any	TMBFT Door module,passenger door	√	√	√	√		
3 Series_F80	Any	Any	TMFA Door module,driver	√	√	√	√	√	√
3 Series_F80	Any	Any	TMFAH Door module,driver'sside,rear	√	√	√	√		
3 Series_F80	Any	Any	TMFAT Door module,driver's door	√	√	√	√		
3 Series_F80	Any	Any	TR SVC All round view camera	√	√	√	√	√	√
3 Series_F80	Any	Any	ULF Universal charging and hands-free facility	√	√	√	√	√	√
3 Series_F80	Any	Any	ULF-SBX-H Interface box High	√	√	√	√	√	√
3 Series_F80	Any	Any	VDM Vertical Dynamics Management	√	√	√	√	√	√
3 Series_F80	Any	Any	VID Video module	√	√	√			
3 Series_F80	Any	Any	VM Video Module	√	√	√	√	√	√
3 Series_F80	Any	Any	VSW Video switch	√	√	√	√	√	√
3 Series_F80	Any	Any	VTC Valvetronic	√	√	√			
3 Series_F80	Any	Any	VTC2 Valvetronic 2	√	√	√			
3 Series_F80	Any	Any	VTG Transfer case	√	√	√	√	√	√
3 Series_F80	Any	Any	WIM Wiper module	√	√	√	√	√	√
3 Series_F80	Any	Any	ZGM Central Gateway Module	√	√	√	√	√	√
3 Series_F80	Any	Any	ZKE Central body electronics BC 1	√	√	√	√	√	√
3 Series_F80	Any	Any	ZKE/GM (Central body electronics/GM base module)	√	√	√	√	√	√
4 Series_F32/F33	Any	Any	ABS/ASC/DSC (Dynamic Stability Control)	√	√	√	√	√	√
5 Series_F32/F33	Any	Any	ACC Active cruise control	√	√	√	√	√	√
6 Series_F32/F33	Any	Any	ACC/ACC2 Active Cruise Control	√	√	√			
7 Series_F32/F33	Any	Any	ACSM Crash Safety Module	√	√	√	√	√	√
8 Series_F32/F33	Any	Any	ACSM/MRS Crash Safety Module	√	√	√	√		
9 Series_F32/F33	Any	Any	AHL Adaptive directional headlights	√	√	√	√	√	√
10 Series_F32/F33	Any	Any	AHM Trailer module	√	√	√	√	√	√
11 Series_F32/F33	Any	Any	AL active front steering (AFS70)	√	√	√	√		
12 Series_F32/F33	Any	Any	AL active steering	√	√	√	√	√	√
13 Series_F32/F33	Any	Any	ALBBF Active backrest width,front passenger	√	√	√	√		
14 Series_F32/F33	Any	Any	ALBFA Active backrest width,driver	√	√	√	√		
15 Series_F32/F33	Any	Any	AMP Amplifier	√	√	√	√	√	√
16 Series_F32/F33	Any	Any	AMP Hi-Fi amplifier	√	√	√	√	√	√





17 Series_F32/F33	Any	Any	AMPT Top Hi-Fi amplifier	√	√	√	√	√	√
18 Series_F32/F33	Any	Any	ANT Antenna/antenna tuner	√	√	√	√	√	√
19 Series_F32/F33	Any	Any	ARS Dynamic Drive	√	√	√	√	√	√
20 Series_F32/F33	Any	Any	ARS Dynamic Drive 2	√	√	√	√	√	√
21 Series_F32/F33	Any	Any	ASK Audio system controller	√	√	√	√	√	√
22 Series_F32/F33	Any	Any	BM On-board monitor						
23 Series_F32/F33	Any	Any	BM/MIR (On-board monitor/Multi-Information Radio)	√	√	√	√	√	√
24 Series_F32/F33	Any	Any	BZM Control center, center console	√	√	√	√	√	√
25 Series_F32/F33	Any	Any	CA Comfort Access	√	√	√	√	√	√
26 Series_F32/F33	Any	Any	CAN / byteflight	√	√	√			
27 Series_F32/F33	Any	Any	CAN communication analysis	√	√	√			
28 Series_F32/F33	Any	Any	CAS Car Access System	√	√	√	√	√	√
29 Series_F32/F33	Any	Any	CCC-A Applications	√	√	√	√	√	√
30 Series_F32/F33	Any	Any	CCC-ANT Aerial tuner	√	√	√	√	√	√
31 Series_F32/F33	Any	Any	CCC-ASK Audio system controller	√	√	√	√	√	√
32 Series_F32/F33	Any	Any	CCC-GW Gateway	√	√	√	√	√	√
33 Series_F32/F33	Any	Any	CD Control Display	√	√	√	√		
34 Series_F32/F33	Any	Any	CD-GW Control Display(Gateway)	√	√	√	√	√	√
35 Series_F32/F33	Any	Any	CDC CD Changer	√	√	√	√	√	√
36 Series_F32/F33	Any	Any	CEM Clean Energy Module	√	√	√	√		
37 Series_F32/F33	Any	Any	CHAMP-BO User interface X	√	√	√	√		
38 Series_F32/F33	Any	Any	CHAMP-GW Gateway X	√	√	√	√		
39 Series_F32/F33	Any	Any	CIC User interface	√	√	√	√	√	√
40 Series_F32/F33	Any	Any	CIC-GW Gateway	√	√	√	√	√	√
41 Series_F32/F33	Any	Any	CIC/CHAMP Car headunit column	√	√	√	√	√	√
42 Series_F32/F33	Any	Any	CID Central Information Display	√	√	√	√	√	√
43 Series_F32/F33	Any	Any	CIM Chassis integration Module	√	√	√	√	√	√
44 Series_F32/F33	Any	Any	CON Controller	√	√	√	√	√	√
45 Series_F32/F33	Any	Any	CVM Convertible top module	√	√	√	√	√	√
46 Series_F32/F33	Any	Any	DAB Digital tuner	√	√	√	√	√	√
47 Series_F32/F33	Any	Any	DDE Diesel Electronics	√	√	√	√	√	√
48 Series_F32/F33	Any	Any	DME Digital Engine/Gearbox Electronics 2	√	√	√	√	√	√
49 Series_F32/F33	Any	Any	DME Digital Motor Electronics	√	√	√	√	√	√
50 Series_F32/F33	Any	Any	DME Motor Electronics	√	√	√	√	√	√
51 Series_F32/F33	Any	Any	DME/DDE (Motor/Diesel Electronics)	√	√	√	√	√	√
52 Series_F32/F33	Any	Any	DME/DDE Motor Electronics	√	√	√	√	√	√
53 Series_F32/F33	Any	Any	DME2/DME2 Digital motor electronics 2	√	√	√	√	√	√
54 Series_F32/F33	Any	Any	DSC Dynamic Stability Control	√	√	√	√	√	√
55 Series_F32/F33	Any	Any	DSC(Bosch)Dynamic Stability Control	√	√	√	√	√	√
56 Series_F32/F33	Any	Any	DSP Digital Sound Processor						
57 Series_F32/F33	Any	Any	DVD CD Changer	√	√	√	√		
58 Series_F32/F33	Any	Any	DVC-CD Changer	√	√	√	√	√	√
59 Series_F32/F33	Any	Any	DVD Changer	√	√	√	√	√	√



60 Series_F32/F33	Any	Any	DWA antitheft alarm system	√	√	√	√	√	√
61 Series_F32/F33	Any	Any	EDC Damper Control	√	√	√	√	√	√
62 Series_F32/F33	Any	Any	EDC Electronic Damper Control	√	√	√	√	√	√
63 Series_F32/F33	Any	Any	EDCSHL Damper satellite, rear left	√	√	√	√	√	√
64 Series_F32/F33	Any	Any	EDCSHR Damper satellite, rear right	√	√	√	√	√	√
65 Series_F32/F33	Any	Any	EDCSVL Damper satellite, front left	√	√	√	√	√	√
66 Series_F32/F33	Any	Any	EDCSVR Damper satellite, front right	√	√	√	√	√	√
67 Series_F32/F33	Any	Any	EGS 6HPTU transmission control	√	√	√	√	√	√
68 Series_F32/F33	Any	Any	EGS transmission management	√	√	√	√	√	√
69 Series_F32/F33	Any	Any	EHC Electronic Height Control	√	√	√	√	√	√
70 Series_F32/F33	Any	Any	EHC Electronic Ride-Height Control	√	√	√	√	√	√
71 Series_F32/F33	Any	Any	EHC Ride level(Height) Control	√	√	√	√	√	√
72 Series_F32/F33	Any	Any	EHC/EHC2 (Electronic ride-level control)	√	√	√	√	√	√
73 Series_F32/F33	Any	Any	EHPS Electro-hydraulic steering assistance	√	√	√	√	√	√
74 Series_F32/F33	Any	Any	EKP Fuel pump	√	√	√	√	√	√
75 Series_F32/F33	Any	Any	EKPS Fuel pump	√	√	√	√	√	√
76 Series_F32/F33	Any	Any	EKPS Fuel-pump control	√	√	√	√	√	√
77 Series_F32/F33	Any	Any	EMF Parking brake	√	√	√	√	√	√
78 Series_F32/F33	Any	Any	EML Electronic engine-power control	√	√	√			
79 Series_F32/F33	Any	Any	EPS Electronic Power Steering	√	√	√	√	√	√
80 Series_F32/F33	Any	Any	EWS Electronic immobilizer	√	√	√	√		
81 Series_F32/F33	Any	Any	EWS Vehicle immobilizer	√	√	√	√		
82 Series_F32/F33	Any	Any	FBI Flexible Bus Interface	√	√	√	√		
83 Series_F32/F33	Any	Any	FBZM Rear compartment,controlcenter,center console	√	√	√	√	√	√
84 Series_F32/F33	Any	Any	FCON Rear compartment controller	√	√	√	√	√	√
85 Series_F32/F33	Any	Any	FD Rear-cabin display	√	√	√	√		
86 Series_F32/F33	Any	Any	FD Rear-compartment display	√	√	√	√	√	√
87 Series_F32/F33	Any	Any	FD2 Rear-compartment display2	√	√	√	√	√	√
88 Series_F32/F33	Any	Any	FID Read-compartment information display	√	√	√			
89 Series_F32/F33	Any	Any	FKA Rear heater/air conditioning	√	√	√	√	√	√
90 Series_F32/F33	Any	Any	FKA Rear-cabin automatic A/C	√	√	√	√	√	√
91 Series_F32/F33	Any	Any	FKA Rear-compartment air conditioning	√	√	√	√	√	√
92 Series_F32/F33	Any	Any	FLA High Beam Assist	√	√	√	√	√	√
93 Series_F32/F33	Any	Any	FRM Footwell module	√	√	√	√	√	√
94 Series_F32/F33	Any	Any	FRM/FRM2 Footwell module	√	√	√	√	√	√
95 Series_F32/F33	Any	Any	FRM2 Footwell module 2	√	√	√	√	√	√
96 Series_F32/F33	Any	Any	FZD Function centre,roof	√	√	√	√	√	√
97 Series_F32/F33	Any	Any	GR Cruise control	√	√	√			
98 Series_F32/F33	Any	Any	GWS Gear selector switch	√	√	√	√	√	√
99 Series_F32/F33	Any	Any	HKI Rear lid lift	√	√	√	√	√	√
100 Series_F32/F33	Any	Any	IKI Rear-lic module X	√	√	√	√		


101 Series_F32/F33	Any	Any	ICM Integrated Chassis Management	√	√	√	√	√	√
102 Series_F32/F33	Any	Any	ICM Integronic Power Steering	√	√	√	√	√	√
103 Series_F32/F33	Any	Any	IHKA Heater/automatic A/C control	√	√	√	√	√	√
104 Series_F32/F33	Any	Any	IHKA Integrated automatic heating/air conditioning	√	√	√	√	√	√
105 Series_F32/F33	Any	Any	IHKA Integrated heating /air conditioning	√	√	√	√	√	√
106 Series_F32/F33	Any	Any	IHKA/IHKA Integrated heating/air conditioning	√	√	√	√	√	√
107 Series_F32/F33	Any	Any	IHKS Integrated heating/air-conditioning control	√	√	√	√	√	√
108 Series_F32/F33	Any	Any	IHS Heater control	√	√	√	√	√	√
109 Series_F32/F33	Any	Any	INSTR Instrumint cluster	√	√	√	√	√	√
110 Series_F32/F33	Any	Any	JBE Junction-box electronics	√	√	√	√	√	√
111 Series_F32/F33	Any	Any	JBE2 Junction Box electronics 2	√	√	√	√	√	√
112 Series_F32/F33	Any	Any	JNAV Navigation system,Japan	√	√	√	√	√	√
113 Series_F32/F33	Any	Any	KBM Body basic module	√	√	√	√	√	√
114 Series_F32/F33	Any	Any	KGM Body Gateway Module	√	√	√	√	√	√
115 Series_F32/F33	Any	Any	KHI Headphones interface	√	√	√	√	√	√
116 Series_F32/F33	Any	Any	KNAV Navigation system,Korea	√	√	√	√	√	√
117 Series_F32/F33	Any	Any	KOM Instrument cluster	√	√	√	√	√	√
118 Series_F32/F33	Any	Any	KOM/IKI/IKI/INSTR(Instrument cluster)	√	√	√	√	√	√
119 Series_F32/F33	Any	Any	KOMBI2 additional Instruments						
120 Series_F32/F33	Any	Any	LEW Steering-angle sensor	√	√	√	√		
121 Series_F32/F33	Any	Any	LEW/LWS (Steering angle sensor)	√	√	√	√		
122 Series_F32/F33	Any	Any	LM Lights Module	√	√	√	√	√	√
123 Series_F32/F33	Any	Any	LM Lights module 2	√	√	√	√	√	√
124 Series_F32/F33	Any	Any	LM2 Lights module 2	√	√	√	√	√	√
125 Series_F32/F33	Any	Any	LRA Automatic headlight vertical aim control	√	√	√			
126 Series_F32/F33	Any	Any	LRA Headlight vertical aim control	√	√	√	√	√	√
127 Series_F32/F33	Any	Any	LRR Long Range Radar	√	√	√			
128 Series_F32/F33	Any	Any	LSZ/LCM (Lights switching center)	√	√	√	√	√	√
129 Series_F32/F33	Any	Any	M-ASK-BO User interface	√	√	√	√	√	√
130 Series_F32/F33	Any	Any	M-ASK-GW Gateway	√	√	√	√	√	√
131 Series_F32/F33	Any	Any	M-ASK-NAV Navigation system	√	√	√	√	√	√
132 Series_F32/F33	Any	Any	MFL Multifunction steering wheel I	√	√	√	√		
133 Series_F32/F33	Any	Any	MID Multi Information Display	√	√	√			
134 Series_F32/F33	Any	Any	MPM Micro-power module	√	√	√	√	√	√
135 Series_F32/F33	Any	Any	MRS Multiple Restraint System	√	√	√	√		
136 Series_F32/F33	Any	Any	MRS/AirBag (Multiple Restraint System)	√	√	√			
137 Series_F32/F33	Any	Any	MRS/AirBag(Multiple Restraint System)	√	√	√			
138 Series_F32/F33	Any	Any	MRS/AirBag/SIM (Multiple Restraint System)	√	√	√	√	√	√
139 Series_F32/F33	Any	Any	NAV Navigation computer	√	√	√	√		
140 Series_F32/F33	Any	Any	NAV Navigation computer, Europe	√	√	√	√		

141 Series F32/F33	Any	Any	NAV Navigation system	√	√	√	√	√	√
142 Series F32/F33	Any	Any	NVE Night Vision Electronics	√	√	√	√	√	√
143 Series F32/F33	Any	Any	NVK Night vision camera	√	√	√	√	√	√
144 Series F32/F33	Any	Any	PDC Park Distance Control	√	√	√	√	√	√
145 Series F32/F33	Any	Any	PM Power module	√	√	√	√	√	√
146 Series_F32/F33	Any	Any	QMVHL Lateral-moment distribution,rear axle	√	√	√	√	√	√
147 Series F32/F33	Any	Any	RAD Radio	√	√	√	√	√	√
148 Series F32/F33	Any	Any	RAD2-BO User interface	√	√	√	√	√	√
149 Series F32/F33	Any	Any	RAD2-GW Gateway	√	√	√	√		
150 Series F32/F33	Any	Any	RAD2-GW Gateway	√	√	√	√	√	√
151 Series_F32/F33	Any	Any	RDC Tire pressure control	√	√	√	√		
152 Series F32/F33	Any	Any	RDC/RDW Tyre pressure check	√	√	√	√		
153 Series F32/F33	Any	Any	RFK Reversing camera	√	√	√	√	√	√
154 Series F32/F33	Any	Any	RLS Rain/Light Sensor	√	√	√	√		
155 Series_F32/F33	Any	Any	RLS/AIC (Rain/Light Sensor/Automatic interval Control)	√	√	√	√		
156 Series F32/F33	Any	Any	RLSS Rain/light solar sensor	√	√	√	√	√	√
157 Series F32/F33	Any	Any	RLSS Solar Rain/Light Sensor	√	√	√	√	√	√
158 Series F32/F33	Any	Any	RSE Rear Seat Entertainment	√	√	√	√	√	√
159 Series F32/F33	Any	Any	RSE Rear seat entertainment	√	√	√	√	√	√
160 Series F32/F33	Any	Any	SASL Satellite,A-pillar,left	√	√	√	√		
161 Series F32/F33	Any	Any	SASR Satellite,A-pillar,right	√	√	√	√		
162 Series F32/F33	Any	Any	SBSL Satellite,B-pillar,left	√	√	√	√		
163 Series F32/F33	Any	Any	SBSR Satellite,B-pillar,right	√	√	√	√		
164 Series_F32/F33	Any	Any	SBSR Satellite,B-pillar,right	√	√	√	√	√	√
165 Series F32/F33	Any	Any	SDARS Satellite tuner (US)	√	√	√	√	√	√
166 Series F32/F33	Any	Any	SEC1 Supplementary control unit 1	√	√	√			
167 Series F32/F33	Any	Any	SEC2 Supplementary control unit 2	√	√	√			
168 Series F32/F33	Any	Any	SFZ Satellite vehicle center	√	√	√	√		
169 Series_F32/F33	Any	Any	SG-FD Control unit,rear-compartment display	√	√	√	√		
170 Series_F32/F33	Any	Any	SG-FD-GW Control unit,rear-compartment display(gateway)	√	√	√	√	√	√
171 Series_F32/F33	Any	Any	SGM-SIM Safety and Gateway Module(SIM)	√	√	√	√	√	√
172 Series_F32/F33	Any	Any	SGM-ZGM Safety and Gateway Module(ZGM)	√	√	√			
173 Series F32/F33	Any	Any	SHD Slide/tilt sunroof 2	√	√	√	√	√	√
174 Series F32/F33	Any	Any	SHD Sliding/tilting sunroof	√	√	√	√	√	√
175 Series F32/F33	Any	Any	SHD Sliding/tilting sunroof module	√	√	√	√	√	√
176 Series F32/F33	Any	Any	SHD Sliding/titing sunroof	√	√	√			
177 Series F32/F33	Any	Any	SHZH Independent/auxiliary heater	√	√	√	√	√	√
178 Series F32/F33	Any	Any	SIM Safety and information module	√	√	√	√	√	√
179 Series F32/F33	Any	Any	SIM Safety and information module	√	√	√	√		

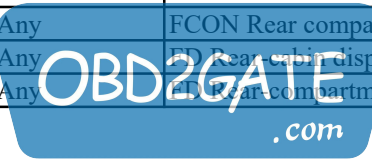
180 Series_F32/F33	Any	Any	SINE Siren with tilt sensor	√	√	√	√	√	√
181 Series_F32/F33	Any	Any	SMBF Seat module,passenger	√	√	√	√	√	√
182 Series_F32/F33	Any	Any	SMBFH Seat module,passenger'sside,rear	√	√	√	√	√	√
183 Series_F32/F33	Any	Any	SMF/SM/SLM (Seat memory,driver)	√	√	√	√	√	√
184 Series_F32/F33	Any	Any	SMFA Seat module,driver	√	√	√	√	√	√
185 Series_F32/F33	Any	Any	SMFAH Seat module,driver'sside,rear	√	√	√	√	√	√
186 Series_F32/F33	Any	Any	SPMBT Mirror memory,passenger	√	√	√	√	√	√
187 Series_F32/F33	Any	Any	SPMFT Mirror memory,driver	√	√	√	√	√	√
188 Series_F32/F33	Any	Any	SSBF Satellite,seat,passenger	√	√	√	√		
189 Series_F32/F33	Any	Any	SSFA Satellite,seat,driver	√	√	√	√		
190 Series_F32/F33	Any	Any	SSH Satellite,seat,rear	√	√	√	√	√	√
191 Series_F32/F33	Any	Any	STH park heating						
192 Series_F32/F33	Any	Any	STVL Satellite,door,front left	√	√	√	√		
193 Series_F32/F33	Any	Any	STVR Satellite,door,front right	√	√	√	√		
194 Series_F32/F33	Any	Any	SVS Language processing system	√	√	√	√		
195 Series_F32/F33	Any	Any	SVT Servotronic						
196 Series_F32/F33	Any	Any	SZL Switch center,steering column	√	√	√	√	√	√
197 Series_F32/F33	Any	Any	SZM Switching center,center console	√	√	√	√	√	√
198 Series_F32/F33	Any	Any	Short test	√	√	√			
199 Series_F32/F33	Any	Any	TCU Telematic Control Unit	√	√	√	√	√	√
200 Series_F32/F33	Any	Any	TEL Telephone	√	√	√	√		
201 Series_F32/F33	Any	Any	TMBF Door module,front passenger	√	√	√	√	√	√
202 Series_F32/F33	Any	Any	TMBFH Door module,passenger'sside,rear	√	√	√	√		
203 Series_F32/F33	Any	Any	TMBFT Door module,passenger door	√	√	√	√		
204 Series_F32/F33	Any	Any	TMFA Door module,driver	√	√	√	√	√	√
205 Series_F32/F33	Any	Any	TMFAH Door module,driver'sside,rear	√	√	√	√		
206 Series_F32/F33	Any	Any	TMFAT Door module,driver's door	√	√	√	√		
207 Series_F32/F33	Any	Any	TR SVC All round view camera	√	√	√	√	√	√
208 Series_F32/F33	Any	Any	ULF Universal charging and hands-free facility	√	√	√	√	√	√
209 Series_F32/F33	Any	Any	ULF-SBX-H Interface box High	√	√	√	√	√	√
210 Series_F32/F33	Any	Any	VDM Vertical Dynamics Management	√	√	√	√	√	√
211 Series_F32/F33	Any	Any	VID Video module	√	√	√			
212 Series_F32/F33	Any	Any	VM Video Module	√	√	√	√	√	√
213 Series_F32/F33	Any	Any	VSW Video switch	√	√	√	√	√	√
214 Series_F32/F33	Any	Any	VTC Valvetronic	√	√	√			
215 Series_F32/F33	Any	Any	VTC2 Valvetronic 2	√	√	√			
216 Series_F32/F33	Any	Any	VTG Transfer case	√	√	√	√	√	√
217 Series_F32/F33	Any	Any	WIM Wiper module	√	√	√	√	√	√
218 Series_F32/F33	Any	Any	ZGM Central Gateway Module	√	√	√	√	√	√
219 Series_F32/F33	Any	Any	ZKE Central body electronics BC 1	√	√	√	√	√	√
220 Series_F32/F33	Any	Any	ZKE/GM (Central body electronics/GM base module)	√	√	√	√	√	√



4 Series_F36	Any	Any	ABS/ASC/DSC (Dynamic Stability Control)	√	√	√	√	√	√
4 Series_F36	Any	Any	ACC Active cruise control	√	√	√	√	√	√
4 Series_F36	Any	Any	ACC/ACC2 Active Cruise Control	√	√	√			
4 Series_F36	Any	Any	ACSM Crash Safety Module	√	√	√	√	√	√
4 Series_F36	Any	Any	ACSM/MRS Crash Safety Module	√	√	√	√		
4 Series_F36	Any	Any	AHL Adaptive directional headlights	√	√	√	√	√	√
4 Series_F36	Any	Any	AHM Trailer module	√	√	√	√	√	√
4 Series_F36	Any	Any	AL active front steering (AFS70)	√	√	√	√		
4 Series_F36	Any	Any	AL active steering	√	√	√	√	√	√
4 Series_F36	Any	Any	ALBBF Active backrest width,front passenger	√	√	√	√		
4 Series_F36	Any	Any	ALBFA Active backrest width,driver	√	√	√	√		
4 Series_F36	Any	Any	AMP Amplifier	√	√	√	√	√	√
4 Series_F36	Any	Any	AMPH Hi-Fi amplifier	√	√	√	√	√	√
4 Series_F36	Any	Any	AMPT Top Hi-Fi amplifier	√	√	√	√	√	√
4 Series_F36	Any	Any	ANT Antenna/antenna tuner	√	√	√	√	√	√
4 Series_F36	Any	Any	ARS Dynamic Drive	√	√	√	√	√	√
4 Series_F36	Any	Any	ARS Dynamic Drive 2	√	√	√	√	√	√
4 Series_F36	Any	Any	ASK Audio system controller	√	√	√	√	√	√
4 Series_F36	Any	Any	BM On-board monitor						
4 Series_F36	Any	Any	BM/MIR (On-board monitor/Multi-Information Radio)	√	√	√	√	√	√
4 Series_F36	Any	Any	BZM Control center, center console	√	√	√	√	√	√
4 Series_F36	Any	Any	CA Comfort Access	√	√	√	√	√	√
4 Series_F36	Any	Any	CAN / byteflight	√	√	√			
4 Series_F36	Any	Any	CAN communication analysis	√	√	√			
4 Series_F36	Any	Any	CAS Car Access System	√	√	√	√	√	√
4 Series_F36	Any	Any	CCC-A Applications	√	√	√	√	√	√
4 Series_F36	Any	Any	CCC-ANT Aerial tuner	√	√	√	√	√	√
4 Series_F36	Any	Any	CCC-ASK Audio system controller	√	√	√	√	√	√
4 Series_F36	Any	Any	CCC-GW Gateway	√	√	√	√	√	√
4 Series_F36	Any	Any	CD Control Display	√	√	√	√		
4 Series_F36	Any	Any	CD-GW Control Display(Gateway)	√	√	√	√	√	√
4 Series_F36	Any	Any	CDC CD Changer	√	√	√	√	√	√
4 Series_F36	Any	Any	CEM Clean Energy Module	√	√	√	√		
4 Series_F36	Any	Any	CHAMP-BO User interface X	√	√	√	√		
4 Series_F36	Any	Any	CHAMP-GW Gateway X	√	√	√	√		
4 Series_F36	Any	Any	CIC User interface	√	√	√	√	√	√
4 Series_F36	Any	Any	CIC-GW Gateway	√	√	√	√	√	√
4 Series_F36	Any	Any	CIC/CHAMP Car headunit column	√	√	√	√	√	√
4 Series_F36	Any	Any	CID Central Information Display	√	√	√	√	√	√
4 Series_F36	Any	Any	CIM Chassis integration Module	√	√	√	√	√	√
4 Series_F36	Any	Any	CON Controller	√	√	√	√	√	√
4 Series_F36	Any	Any	CON Convertible top module	√	√	√	√	√	√



4 Series_F36	Any	Any	DAB Digital tuner	√	√	√	√	√	√
4 Series_F36	Any	Any	DDE Diesel Electronics	√	√	√	√	√	√
4 Series_F36	Any	Any	DME Digital Engine/Gearbox Electronics 2	√	√	√	√	√	√
4 Series_F36	Any	Any	DME Digital Motor Electronics	√	√	√	√	√	√
4 Series_F36	Any	Any	DME Motor Electronics	√	√	√	√	√	√
4 Series_F36	Any	Any	DME/DDE (Motor/Diesel Electronics)	√	√	√	√	√	√
4 Series_F36	Any	Any	DME/DDE Motor Electronics	√	√	√	√	√	√
4 Series_F36	Any	Any	DME2/DME2 Digital motor electronics 2	√	√	√	√	√	√
4 Series_F36	Any	Any	DSC Dynamic Stability Control	√	√	√	√	√	√
4 Series_F36	Any	Any	DSC(Bosch)Dynamic Stability Control	√	√	√	√	√	√
4 Series_F36	Any	Any	DSP Digital Sound Processor						
4 Series_F36	Any	Any	DVD CD Changer	√	√	√	√		
4 Series_F36	Any	Any	DVD-C DVD changer	√	√	√	√	√	√
4 Series_F36	Any	Any	DVDC DVD Changer	√	√	√	√	√	√
4 Series_F36	Any	Any	DWA antitheft alarm system	√	√	√	√	√	√
4 Series_F36	Any	Any	EDC Damper Control	√	√	√	√	√	√
4 Series_F36	Any	Any	EDC Electronic Damper Control	√	√	√	√	√	√
4 Series_F36	Any	Any	EDCSHL Damper satellite, rear left	√	√	√	√	√	√
4 Series_F36	Any	Any	EDCSHR Damper satellite, rear right	√	√	√	√	√	√
4 Series_F36	Any	Any	EDCSVL Damper satellite, front left	√	√	√	√	√	√
4 Series_F36	Any	Any	EDCSVR Damper satellite, front right	√	√	√	√	√	√
4 Series_F36	Any	Any	EGS 6HPTU transmission control	√	√	√	√	√	√
4 Series_F36	Any	Any	EGS transmission management	√	√	√	√	√	√
4 Series_F36	Any	Any	EHC Electronic Height Control	√	√	√	√	√	√
4 Series_F36	Any	Any	EHC Electronic Ride-Height Control	√	√	√	√	√	√
4 Series_F36	Any	Any	EHC Ride level(Height) Control	√	√	√	√	√	√
4 Series_F36	Any	Any	EHC/EHC2 (Electronic ride-level control)	√	√	√	√	√	√
4 Series_F36	Any	Any	EHPS Electro-hydraulic steering assistance	√	√	√	√	√	√
4 Series_F36	Any	Any	EKP Fuel pump	√	√	√	√	√	√
4 Series_F36	Any	Any	EKPS Fuel pump	√	√	√	√	√	√
4 Series_F36	Any	Any	EKPS Fuel-pump control	√	√	√	√	√	√
4 Series_F36	Any	Any	EMF Parking brake	√	√	√	√	√	√
4 Series_F36	Any	Any	EML Electronic engine-power control	√	√	√			
4 Series_F36	Any	Any	EPS Electronic Power Steering	√	√	√	√	√	√
4 Series_F36	Any	Any	EWS Electronic immobilizer	√	√	√	√		
4 Series_F36	Any	Any	EWS Vehicle immobilizer	√	√	√	√		
4 Series_F36	Any	Any	FBI Flexible Bus Interface	√	√	√	√		
4 Series_F36	Any	Any	FBZM Rear compartment,controlcenter,center console	√	√	√	√	√	√
4 Series_F36	Any	Any	FCON Rear compartment controller	√	√	√	√	√	√
4 Series_F36	Any	Any	FD Rear cabin display	√	√	√	√		
4 Series_F36	Any	Any	FL Rear compartment display	√	√	√	√	√	√



4 Series_F36	Any	Any	FD2 Rear-compartment display2	√	√	√	√	√	√
4 Series_F36	Any	Any	FID Read-compartment information display	√	√	√			
4 Series_F36	Any	Any	FKA Rear heater/air conditioning	√	√	√	√	√	√
4 Series_F36	Any	Any	FKA Rear-cabin automatic A/C	√	√	√	√	√	√
4 Series_F36	Any	Any	FKA Rear-compartment air conditioning	√	√	√	√	√	√
4 Series_F36	Any	Any	FLA High Beam Assist	√	√	√	√	√	√
4 Series_F36	Any	Any	FRM Footwell module	√	√	√	√	√	√
4 Series_F36	Any	Any	FRM/FRM2 Footwell module	√	√	√	√	√	√
4 Series_F36	Any	Any	FRM2 Footwell module 2	√	√	√	√	√	√
4 Series_F36	Any	Any	FZD Function centre,roof	√	√	√	√	√	√
4 Series_F36	Any	Any	GR Cruise control	√	√	√			
4 Series_F36	Any	Any	GWS Gear selector switch	√	√	√	√	√	√
4 Series_F36	Any	Any	HKL Rear-lid lift	√	√	√	√	√	√
4 Series_F36	Any	Any	HKL Rear-lid module X	√	√	√	√		
4 Series_F36	Any	Any	ICM Integrated Chassis Management	√	√	√	√	√	√
4 Series_F36	Any	Any	ICM Integronic Power Steering	√	√	√	√	√	√
4 Series_F36	Any	Any	IHKA Heater/automatic A/C control	√	√	√	√	√	√
4 Series_F36	Any	Any	IHKA Integrated automatic heating/air conditioning	√	√	√	√	√	√
4 Series_F36	Any	Any	IHKA Integrated heating /air conditioning	√	√	√	√	√	√
4 Series_F36	Any	Any	IHKA/IHKR Integrated heating/air conditioning	√	√	√	√	√	√
4 Series_F36	Any	Any	IHKS Integrated heating/air-conditioning control	√	√	√	√	√	√
4 Series_F36	Any	Any	IHS Heater control	√	√	√	√	√	√
4 Series_F36	Any	Any	INSTR Instrumint cluster	√	√	√	√	√	√
4 Series_F36	Any	Any	JBE Junction-box electronics	√	√	√	√	√	√
4 Series_F36	Any	Any	JBE2 Junction Box electronics 2	√	√	√	√	√	√
4 Series_F36	Any	Any	JNAV Navigation system,Japan	√	√	√	√	√	√
4 Series_F36	Any	Any	KBM Body basic module	√	√	√	√	√	√
4 Series_F36	Any	Any	KGM Body Gateway Module	√	√	√	√	√	√
4 Series_F36	Any	Any	KHI Headphones interface	√	√	√	√	√	√
4 Series_F36	Any	Any	KNAV Navigation system,Korea	√	√	√	√	√	√
4 Series_F36	Any	Any	KOM Instrument cluster	√	√	√	√	√	√
4 Series_F36	Any	Any	KOM/IKE/IKI/INSTR(Instrument cluster)	√	√	√	√	√	√
4 Series_F36	Any	Any	KOMBI2 additional Instruments						
4 Series_F36	Any	Any	LEW Steering-angle sensor	√	√	√	√		
4 Series_F36	Any	Any	LEW/LWS (Steering angle sensor)	√	√	√	√		
4 Series_F36	Any	Any	LM Lights Module	√	√	√	√	√	√
4 Series_F36	Any	Any	LM Lights module 2	√	√	√	√	√	√
4 Series_F36	Any	Any	LM2 Lights module 2	√	√	√	√	√	√
4 Series_F36	Any	Any	LRA Automatic headlight vertical aim control	√	√	√			
4 Series_F36	Any	Any	LRA Automatic headlight vertical aim control	√	√	√	√	√	√



4 Series_F36	Any	Any	LRR Long Range Radar	√	√	√			
4 Series_F36	Any	Any	LSZ/LCM (Lights switching center)	√	√	√	√	√	√
4 Series_F36	Any	Any	M-ASK-BO User interface	√	√	√	√	√	√
4 Series_F36	Any	Any	M-ASK-GW Gateway	√	√	√	√	√	√
4 Series_F36	Any	Any	M-ASK-NAV Navigation system	√	√	√	√	√	√
4 Series_F36	Any	Any	MFL Multifunction steering wheel I	√	√	√	√		
4 Series_F36	Any	Any	MID Multi Information Display	√	√	√			
4 Series_F36	Any	Any	MPM Micro-power module	√	√	√	√	√	√
4 Series_F36	Any	Any	MRS Multiple Restraint System	√	√	√	√		
4 Series_F36	Any	Any	MRS/AirBag (Multiple Restraint System)	√	√	√			
4 Series_F36	Any	Any	MRS/AirBag(Multiple Restraint System)	√	√	√			
4 Series_F36	Any	Any	MRS/AirBag/SIM (Multiple Restraint System)	√	√	√	√	√	√
4 Series_F36	Any	Any	NAV Navigation computer	√	√	√	√		
4 Series_F36	Any	Any	NAV Navigation computer, Europe	√	√	√	√		
4 Series_F36	Any	Any	NAV Navigation system	√	√	√	√	√	√
4 Series_F36	Any	Any	NVE Night Vision Electronics	√	√	√	√	√	√
4 Series_F36	Any	Any	NVK Night vision camera	√	√	√	√	√	√
4 Series_F36	Any	Any	PDC Park Distance Control	√	√	√	√	√	√
4 Series_F36	Any	Any	PM Power module	√	√	√	√	√	√
4 Series_F36	Any	Any	QMVHL Lateral-moment distribution,rear axle	√	√	√	√	√	√
4 Series_F36	Any	Any	RAD Radio	√	√	√	√	√	√
4 Series_F36	Any	Any	RAD2-BO User interface	√	√	√	√	√	√
4 Series_F36	Any	Any	RAD2-GW Gateway	√	√	√	√		
4 Series_F36	Any	Any	RAD2-GW Gateway	√	√	√	√	√	√
4 Series_F36	Any	Any	RDC Tire pressure control	√	√	√	√		
4 Series_F36	Any	Any	RDC/RDW Tyre pressure check	√	√	√	√		
4 Series_F36	Any	Any	RFK Reversing camera	√	√	√	√	√	√
4 Series_F36	Any	Any	RLS Rain/Light Sensor	√	√	√	√		
4 Series_F36	Any	Any	RLS/AIC (Rain/Light Sensor/Automatic interval Control)	√	√	√	√		
4 Series_F36	Any	Any	RLSS Rain/light solar sensor	√	√	√	√	√	√
4 Series_F36	Any	Any	RLSS Solar Rain/Light Sensor	√	√	√	√	√	√
4 Series_F36	Any	Any	RSE Rear Seat Entertainment	√	√	√	√	√	√
4 Series_F36	Any	Any	RSE Rear seat entertainment	√	√	√	√	√	√
4 Series_F36	Any	Any	SASL Satellite,A-pillar,left	√	√	√	√		
4 Series_F36	Any	Any	SASR Satellite,A-pillar,right	√	√	√	√		
4 Series_F36	Any	Any	SBSL Satellite,B-pillar,left	√	√	√	√		
4 Series_F36	Any	Any	SBSR Satellite,B-pillar,right	√	√	√	√		
4 Series_F36	Any	Any	SBSR Satellite,B-pillar,right	√	√	√	√	√	√
4 Series_F36	Any	Any	SDARS Satellite tuner (US)	√	√	√	√	√	√
4 Series_F36	Any	Any	SEC1 Supplementary control unit 1	√	√	√			
4 Series_F36	Any	Any	SEC2 Supplementary control unit 2	√	√	√			
4 Series_F36	Any	Any	Satellite vehicle center	√	√	√	√		

4 Series_F36	Any	Any	SG-FD Control unit,rear-compartment display	√	√	√	√		
4 Series_F36	Any	Any	SG-FD-GW Control unit,rear-compartment display(gateway)	√	√	√	√	√	√
4 Series_F36	Any	Any	SGM-SIM Safety and Gateway Module(SIM)	√	√	√	√	√	√
4 Series_F36	Any	Any	SGM-ZGM Safety and Gateway Module(ZGM)	√	√	√			
4 Series_F36	Any	Any	SHD Slide/tilt sunroof 2	√	√	√	√	√	√
4 Series_F36	Any	Any	SHD Sliding/tilting sunroof	√	√	√	√	√	√
4 Series_F36	Any	Any	SHD Sliding/tilting sunroof module	√	√	√	√	√	√
4 Series_F36	Any	Any	SHD Sliding/tilting sunroof	√	√	√			
4 Series_F36	Any	Any	SHZH Independent/auxiliary heater	√	√	√	√	√	√
4 Series_F36	Any	Any	SIM Safety and information module	√	√	√	√	√	√
4 Series_F36	Any	Any	SINE Siren and tilt sensor	√	√	√	√		
4 Series_F36	Any	Any	SINE Siren with tilt sensor	√	√	√	√	√	√
4 Series_F36	Any	Any	SMBF Seat module,passenger	√	√	√	√	√	√
4 Series_F36	Any	Any	SMBFH Seat module,passenger'sside,rear	√	√	√	√	√	√
4 Series_F36	Any	Any	SMF/SM/SLM (Seat memory,driver)	√	√	√	√	√	√
4 Series_F36	Any	Any	SMFA Seat module,driver	√	√	√	√	√	√
4 Series_F36	Any	Any	SMFAH Seat module,driver'sside,rear	√	√	√	√	√	√
4 Series_F36	Any	Any	SPMBT Mirror memory,passenger	√	√	√	√	√	√
4 Series_F36	Any	Any	SPMFT Mirror memory,driver	√	√	√	√	√	√
4 Series_F36	Any	Any	SSBF Satellite,seat,passenger	√	√	√	√		
4 Series_F36	Any	Any	SSFA Satellite,seat,driver	√	√	√	√		
4 Series_F36	Any	Any	SSH Satellite,seat,rear	√	√	√	√	√	√
4 Series_F36	Any	Any	STH park heating						
4 Series_F36	Any	Any	STVL Satellite,door,front left	√	√	√	√		
4 Series_F36	Any	Any	STVR Satellite,door,front right	√	√	√	√		
4 Series_F36	Any	Any	SVS Language processing system	√	√	√	√		
4 Series_F36	Any	Any	SVT Servotronic						
4 Series_F36	Any	Any	SZL Switch center,steering column	√	√	√	√	√	√
4 Series_F36	Any	Any	SZM Switching center,center console	√	√	√	√	√	√
4 Series_F36	Any	Any	Short test	√	√	√			
4 Series_F36	Any	Any	TCU Telematic Control Unit	√	√	√	√	√	√
4 Series_F36	Any	Any	TEL Telephone	√	√	√	√		
4 Series_F36	Any	Any	TMBF Door module,front passenger	√	√	√	√	√	√
4 Series_F36	Any	Any	TMBFH Door module,passenger'sside,rear	√	√	√	√		
4 Series_F36	Any	Any	TMBFT Door module,passenger door	√	√	√	√		
4 Series_F36	Any	Any	TMFA Door module,driver	√	√	√	√	√	√
4 Series_F36	Any	Any	TMFAH Door module,driver'sside,rear	√	√	√	√		
4 Series_F36	Any	Any	TMFAT Door module,driver's door	√	√	√	√		
4 Series_F36	Any	Any	TMFAH All round view camera	√	√	√	√	√	√

4 Series_F36	Any	Any	ULF Universal charging and hands-free facility	√	√	√	√	√	√
4 Series_F36	Any	Any	ULF-SBX-H Interface box High	√	√	√	√	√	√
4 Series_F36	Any	Any	VDM Vertical Dynamics Management	√	√	√	√	√	√
4 Series_F36	Any	Any	VID Video module	√	√	√			
4 Series_F36	Any	Any	VM Video Module	√	√	√	√	√	√
4 Series_F36	Any	Any	VSW Video switch	√	√	√	√	√	√
4 Series_F36	Any	Any	VTC Valvetronic	√	√	√			
4 Series_F36	Any	Any	VTC2 Valvetronic 2	√	√	√			
4 Series_F36	Any	Any	VTG Transfer case	√	√	√	√	√	√
4 Series_F36	Any	Any	WIM Wiper module	√	√	√	√	√	√
4 Series_F36	Any	Any	ZGM Central Gateway Module	√	√	√	√	√	√
4 Series_F36	Any	Any	ZKE Central body electronics BC 1	√	√	√	√	√	√
4 Series_F36	Any	Any	ZKE/GM (Central body electronics/GM base module)	√	√	√	√	√	√
4 Series_F82/F83	Any	Any	ABS/ASC/DSC (Dynamic Stability Control)	√	√	√	√	√	√
4 Series_F82/F83	Any	Any	ACC Active cruise control	√	√	√	√	√	√
4 Series_F82/F83	Any	Any	ACC/ACC2 Active Cruise Control	√	√	√			
4 Series_F82/F83	Any	Any	ACSM Crash Safety Module	√	√	√	√	√	√
4 Series_F82/F83	Any	Any	ACSM/MRS Crash Safety Module	√	√	√	√		
4 Series_F82/F83	Any	Any	AHL Adaptive directional headlights	√	√	√	√	√	√
4 Series_F82/F83	Any	Any	AHM Trailer module	√	√	√	√	√	√
4 Series_F82/F83	Any	Any	AL active front steering (AFS70)	√	√	√	√		
4 Series_F82/F83	Any	Any	AL active steering	√	√	√	√	√	√
4 Series_F82/F83	Any	Any	ALBBF Active backrest width,front passenger	√	√	√	√		
4 Series_F82/F83	Any	Any	ALBFA Active backrest width,driver	√	√	√	√		
4 Series_F82/F83	Any	Any	AMP Amplifier	√	√	√	√	√	√
4 Series_F82/F83	Any	Any	AMPH Hi-Fi amplifier	√	√	√	√	√	√
4 Series_F82/F83	Any	Any	AMPT Top Hi-Fi amplifier	√	√	√	√	√	√
4 Series_F82/F83	Any	Any	ANT Antenna/antenna tuner	√	√	√	√	√	√
4 Series_F82/F83	Any	Any	ARS Dynamic Drive	√	√	√	√	√	√
4 Series_F82/F83	Any	Any	ARS Dynamic Drive 2	√	√	√	√	√	√
4 Series_F82/F83	Any	Any	ASK Audio system controller	√	√	√	√	√	√
4 Series_F82/F83	Any	Any	BM On-board monitor						
4 Series_F82/F83	Any	Any	BM/MIR (On-board monitor/Multi-Information Radio)	√	√	√	√	√	√
4 Series_F82/F83	Any	Any	BZM Control center, center console	√	√	√	√	√	√
4 Series_F82/F83	Any	Any	CA Comfort Access	√	√	√	√	√	√
4 Series_F82/F83	Any	Any	CAN / byteflight	√	√	√			
4 Series_F82/F83	Any	Any	CAN communication analysis	√	√	√			
4 Series_F82/F83	Any	Any	CAS Car Access System	√	√	√	√	√	√
4 Series_F82/F83	Any	Any	CCA Applications	√	√	√	√	√	√
4 Series_F82/F83	Any	Any	CCAT Actual tuner	√	√	√	√	√	√

4 Series F82/F83	Any	Any	CCC-ASK Audio system controller	√	√	√	√	√	√
4 Series F82/F83	Any	Any	CCC-GW Gateway	√	√	√	√	√	√
4 Series F82/F83	Any	Any	CD Control Display	√	√	√	√		
4 Series F82/F83	Any	Any	CD-GW Control Display(Gateway)	√	√	√	√	√	√
4 Series F82/F83	Any	Any	CDC CD Changer	√	√	√	√	√	√
4 Series F82/F83	Any	Any	CEM Clean Energy Module	√	√	√	√		
4 Series F82/F83	Any	Any	CHAMP-BO User interface X	√	√	√	√		
4 Series F82/F83	Any	Any	CHAMP-GW Gateway X	√	√	√	√		
4 Series F82/F83	Any	Any	CIC User interface	√	√	√	√	√	√
4 Series F82/F83	Any	Any	CIC-GW Gateway	√	√	√	√	√	√
4 Series F82/F83	Any	Any	CIC/CHAMP Car headunit column	√	√	√	√	√	√
4 Series F82/F83	Any	Any	CID Central Information Display	√	√	√	√	√	√
4 Series F82/F83	Any	Any	CIM Chassis integration Module	√	√	√	√	√	√
4 Series F82/F83	Any	Any	CON Controller	√	√	√	√	√	√
4 Series F82/F83	Any	Any	CVM Convertible top module	√	√	√	√	√	√
4 Series F82/F83	Any	Any	DAB Digital tuner	√	√	√	√	√	√
4 Series F82/F83	Any	Any	DDE Diesel Electronics	√	√	√	√	√	√
4 Series F82/F83	Any	Any	DME Digital Engine/Gearbox Electronics 2	√	√	√	√	√	√
4 Series F82/F83	Any	Any	DME Digital Motor Electronics	√	√	√	√	√	√
4 Series F82/F83	Any	Any	DME Motor Electronics	√	√	√	√	√	√
4 Series F82/F83	Any	Any	DME/DDE (Motor/Diesel Electronics)	√	√	√	√	√	√
4 Series F82/F83	Any	Any	DME/DDE Motor Electronics	√	√	√	√	√	√
4 Series F82/F83	Any	Any	DME2/DME2 Digital motor electronics 2	√	√	√	√	√	√
4 Series F82/F83	Any	Any	DSC Dynamic Stability Control	√	√	√	√	√	√
4 Series F82/F83	Any	Any	DSC(Bosch)Dynamic Stability Control	√	√	√	√	√	√
4 Series F82/F83	Any	Any	DSP Digital Sound Processor						
4 Series F82/F83	Any	Any	DVD CD Changer	√	√	√	√		
4 Series F82/F83	Any	Any	DVD-C DVD changer	√	√	√	√	√	√
4 Series F82/F83	Any	Any	DVDC DVD Changer	√	√	√	√	√	√
4 Series F82/F83	Any	Any	DWA antitheft alarm system	√	√	√	√	√	√
4 Series F82/F83	Any	Any	EDC Damper Control	√	√	√	√	√	√
4 Series F82/F83	Any	Any	EDC Electronic Damper Control	√	√	√	√	√	√
4 Series F82/F83	Any	Any	EDCSHL Damper satellite, rear left	√	√	√	√	√	√
4 Series F82/F83	Any	Any	EDCSHR Damper satellite, rear right	√	√	√	√	√	√
4 Series F82/F83	Any	Any	EDCSVL Damper satellite, front left	√	√	√	√	√	√
4 Series F82/F83	Any	Any	EDCSVR Damper satellite, front right	√	√	√	√	√	√
4 Series F82/F83	Any	Any	EGS 6HPTU transmission control	√	√	√	√	√	√
4 Series F82/F83	Any	Any	EGS transmission management	√	√	√	√	√	√
4 Series F82/F83	Any	Any	EHC Electronic Height Control	√	√	√	√	√	√
4 Series F82/F83	Any	Any	EHC Electronic Ride-Height Control	√	√	√	√	√	√
4 Series F82/F83	Any	Any	EHC Ride level(Height) Control	√	√	√	√	√	√
4 Series F82/F83	Any	Any	EHC/EHC2 (Electronic ride-level control)	√	√	√	√	√	√
4 Series F82/F83	Any	Any	EHS Electro-hydraulic steering	√	√	√	√	√	√



4 Series_F82/F83	Any	Any	EKP Fuel pump	√	√	√	√	√	√
4 Series_F82/F83	Any	Any	EKPS Fuel pump	√	√	√	√	√	√
4 Series_F82/F83	Any	Any	EKPS Fuel-pump control	√	√	√	√	√	√
4 Series_F82/F83	Any	Any	EMF Parking brake	√	√	√	√	√	√
4 Series_F82/F83	Any	Any	EML Electronic engine-power control	√	√	√			
4 Series_F82/F83	Any	Any	EPS Electronic Power Steering	√	√	√	√	√	√
4 Series_F82/F83	Any	Any	EWS Electronic immobilizer	√	√	√	√		
4 Series_F82/F83	Any	Any	EWS Vehicle immobilizer	√	√	√	√		
4 Series_F82/F83	Any	Any	FBI Flexible Bus Interface	√	√	√	√		
4 Series_F82/F83	Any	Any	FBZM Rear compartment,controlcenter,center console	√	√	√	√	√	√
4 Series_F82/F83	Any	Any	FCON Rear compartment controller	√	√	√	√	√	√
4 Series_F82/F83	Any	Any	FD Rear-cabin display	√	√	√	√		
4 Series_F82/F83	Any	Any	FD Rear-compartment display	√	√	√	√	√	√
4 Series_F82/F83	Any	Any	FD2 Rear-compartment display2	√	√	√	√	√	√
4 Series_F82/F83	Any	Any	FID Read-compartment information display	√	√	√			
4 Series_F82/F83	Any	Any	FKA Rear heater/air conditioning	√	√	√	√	√	√
4 Series_F82/F83	Any	Any	FKA Rear-cabin automatic A/C	√	√	√	√	√	√
4 Series_F82/F83	Any	Any	FKA Rear-compartment air conditioning	√	√	√	√	√	√
4 Series_F82/F83	Any	Any	FLA High Beam Assist	√	√	√	√	√	√
4 Series_F82/F83	Any	Any	FRM Footwell module	√	√	√	√	√	√
4 Series_F82/F83	Any	Any	FRM/FRM2 Footwell module	√	√	√	√	√	√
4 Series_F82/F83	Any	Any	FRM2 Footwell module 2	√	√	√	√	√	√
4 Series_F82/F83	Any	Any	FZD Function centre,roof	√	√	√	√	√	√
4 Series_F82/F83	Any	Any	GR Cruise control	√	√	√			
4 Series_F82/F83	Any	Any	GWS Gear selector switch	√	√	√	√	√	√
4 Series_F82/F83	Any	Any	HKL Rear-lid lift	√	√	√	√	√	√
4 Series_F82/F83	Any	Any	HKL Rear-lid module X	√	√	√	√		
4 Series_F82/F83	Any	Any	ICM Integrated Chassis Management	√	√	√	√	√	√
4 Series_F82/F83	Any	Any	ICM Integronic Power Steering	√	√	√	√	√	√
4 Series_F82/F83	Any	Any	IHKA Heater/automatic A/C control	√	√	√	√	√	√
4 Series_F82/F83	Any	Any	IHKA Integrated automatic heating/air conditioning	√	√	√	√	√	√
4 Series_F82/F83	Any	Any	IHKA Integrated heating /air conditioning	√	√	√	√	√	√
4 Series_F82/F83	Any	Any	IHKA/IHKR Integrated heating/air conditioning	√	√	√	√	√	√
4 Series_F82/F83	Any	Any	IHKS Integrated heating/air-conditioning control	√	√	√	√	√	√
4 Series_F82/F83	Any	Any	IHS Heater control	√	√	√	√	√	√
4 Series_F82/F83	Any	Any	INSTR Instrumint cluster	√	√	√	√	√	√
4 Series_F82/F83	Any	Any	JBE Junction-box electronics	√	√	√	√	√	√
4 Series_F82/F83	Any	Any	JBE2 Junction-Box electronics 2	√	√	√	√	√	√
4 Series_F82/F83	Any	Any	Navigation system,Japan	√	√	√	√	√	√

4 Series F82/F83	Any	Any	KBM Body basic module	√	√	√	√	√	√
4 Series F82/F83	Any	Any	KGM Body Gateway Module	√	√	√	√	√	√
4 Series F82/F83	Any	Any	KHI Headphones interface	√	√	√	√	√	√
4 Series F82/F83	Any	Any	KNAV Navigation system,Korea	√	√	√	√	√	√
4 Series F82/F83	Any	Any	KOM Instrument cluster	√	√	√	√	√	√
4 Series F82/F83	Any	Any	KOM/IKI/IKI/INSTR(Instrument cluster)	√	√	√	√	√	√
4 Series F82/F83	Any	Any	KOMBI2 additional Instruments						
4 Series F82/F83	Any	Any	LEW Steering-angle sensor	√	√	√	√		
4 Series F82/F83	Any	Any	LEW/LWS (Steering angle sensor)	√	√	√	√		
4 Series F82/F83	Any	Any	LM Lights Module	√	√	√	√	√	√
4 Series F82/F83	Any	Any	LM Lights module 2	√	√	√	√	√	√
4 Series F82/F83	Any	Any	LM2 Lights module 2	√	√	√	√	√	√
4 Series_F82/F83	Any	Any	LRA Automatic headlight vertical aim control	√	√	√			
4 Series F82/F83	Any	Any	LRA Headlight vertical aim control	√	√	√	√	√	√
4 Series F82/F83	Any	Any	LRR Long Range Radar	√	√	√			
4 Series F82/F83	Any	Any	LSZ/LCM (Lights switching center)	√	√	√	√	√	√
4 Series F82/F83	Any	Any	M-ASK-BO User interface	√	√	√	√	√	√
4 Series F82/F83	Any	Any	M-ASK-GW Gateway	√	√	√	√	√	√
4 Series F82/F83	Any	Any	M-ASK-NAV Navigation system	√	√	√	√	√	√
4 Series F82/F83	Any	Any	MFL Multifunction steering wheel I	√	√	√	√		
4 Series_F82/F83	Any	Any	MID Multi Information Display	√	√	√			
4 Series_F82/F83	Any	Any	MPM Micro-power module	√	√	√	√	√	√
4 Series F82/F83	Any	Any	MRS Multiple Restraint System	√	√	√	√		
4 Series F82/F83	Any	Any	MRS/AirBag (Multiple Restraint System)	√	√	√			
4 Series F82/F83	Any	Any	MRS/AirBag(Multiple Restraint System)	√	√	√			
4 Series_F82/F83	Any	Any	MRS/AirBag/SIM (Multiple Restraint System)	√	√	√	√	√	√
4 Series F82/F83	Any	Any	NAV Navigation computer	√	√	√	√		
4 Series F82/F83	Any	Any	NAV Navigation computer, Europe	√	√	√	√		
4 Series F82/F83	Any	Any	NAV Navigation system	√	√	√	√	√	√
4 Series F82/F83	Any	Any	NVE Night Vision Electronics	√	√	√	√	√	√
4 Series F82/F83	Any	Any	NVK Night vision camera	√	√	√	√	√	√
4 Series F82/F83	Any	Any	PDC Park Distance Control	√	√	√	√	√	√
4 Series_F82/F83	Any	Any	PM Power module	√	√	√	√	√	√
4 Series_F82/F83	Any	Any	QMVHL Lateral-moment distribution,rear axle	√	√	√	√	√	√
4 Series F82/F83	Any	Any	RAD Radio	√	√	√	√	√	√
4 Series F82/F83	Any	Any	RAD2-BO User interface	√	√	√	√	√	√
4 Series F82/F83	Any	Any	RAD2-GW Gateway	√	√	√	√		
4 Series F82/F83	Any	Any	RAD2-GW Gateway	√	√	√	√	√	√
4 Series F82/F83	Any	Any	RDC Tire pressure control	√	√	√	√		
4 Series F82/F83	Any	Any	RDC/RDW Tyre pressure check	√	√	√	√		
4 Series F82/F83	Any	Any	RFK Reversing camera	√	√	√	√	√	√
4 Series F82/F83	Any	Any	RFL Reversing Light Sensor	√	√	√	√		



4 Series_F82/F83	Any	Any	RLS/AIC (Rain/Light Sensor/Automatic interval Control)	√	√	√	√		
4 Series_F82/F83	Any	Any	RLSS Rain/light solar sensor	√	√	√	√	√	√
4 Series_F82/F83	Any	Any	RLSS Solar Rain/Light Sensor	√	√	√	√	√	√
4 Series_F82/F83	Any	Any	RSE Rear Seat Entertainment	√	√	√	√	√	√
4 Series_F82/F83	Any	Any	RSE Rear seat entertainment	√	√	√	√	√	√
4 Series_F82/F83	Any	Any	SASL Satellite,A-pillar,left	√	√	√	√		
4 Series_F82/F83	Any	Any	SASR Satellite,A-pillar,right	√	√	√	√		
4 Series_F82/F83	Any	Any	SBSL Satellite,B-pillar,left	√	√	√	√		
4 Series_F82/F83	Any	Any	SBSR Satellite,B-pillar,right	√	√	√	√		
4 Series_F82/F83	Any	Any	SBSR Satellite,B-pillar,right	√	√	√	√	√	√
4 Series_F82/F83	Any	Any	SDARS Satellite tuner (US)	√	√	√	√	√	√
4 Series_F82/F83	Any	Any	SEC1 Supplementary control unit 1	√	√	√			
4 Series_F82/F83	Any	Any	SEC2 Supplementary control unit 2	√	√	√			
4 Series_F82/F83	Any	Any	SFZ Satellite vehicle center	√	√	√	√		
4 Series_F82/F83	Any	Any	SG-FD Control unit,rear-compartment display	√	√	√	√		
4 Series_F82/F83	Any	Any	SG-FD-GW Control unit,rear-compartment display(gateway)	√	√	√	√	√	√
4 Series_F82/F83	Any	Any	SGM-SIM Safety and Gateway Module(SIM)	√	√	√	√	√	√
4 Series_F82/F83	Any	Any	SGM-ZGM Safety and Gateway Module(ZGM)	√	√	√			
4 Series_F82/F83	Any	Any	SHD Slide/tilt sunroof 2	√	√	√	√	√	√
4 Series_F82/F83	Any	Any	SHD Sliding/tilting sunroof	√	√	√	√	√	√
4 Series_F82/F83	Any	Any	SHD Sliding/tilting sunroof module	√	√	√	√	√	√
4 Series_F82/F83	Any	Any	SHD Sliding/tilting sunroof	√	√	√			
4 Series_F82/F83	Any	Any	SHZH Independent/auxiliary heater	√	√	√	√	√	√
4 Series_F82/F83	Any	Any	SIM Safety and information module	√	√	√	√	√	√
4 Series_F82/F83	Any	Any	SINE Siren and tilt sensor	√	√	√	√		
4 Series_F82/F83	Any	Any	SINE Siren with tilt sensor	√	√	√	√	√	√
4 Series_F82/F83	Any	Any	SMBF Seat module,passenger	√	√	√	√	√	√
4 Series_F82/F83	Any	Any	SMBFH Seat module,passenger'sside,rear	√	√	√	√	√	√
4 Series_F82/F83	Any	Any	SMF/SM/SLM (Seat memory,driver)	√	√	√	√	√	√
4 Series_F82/F83	Any	Any	SMFA Seat module,driver	√	√	√	√	√	√
4 Series_F82/F83	Any	Any	SMFAH Seat module,driver'sside,rear	√	√	√	√	√	√
4 Series_F82/F83	Any	Any	SPMBT Mirror memory,passenger	√	√	√	√	√	√
4 Series_F82/F83	Any	Any	SPMFT Mirror memory,driver	√	√	√	√	√	√
4 Series_F82/F83	Any	Any	SSBF Satellite,seat,passenger	√	√	√	√		
4 Series_F82/F83	Any	Any	SSFA Satellite,seat,driver	√	√	√	√		
4 Series_F82/F83	Any	Any	SSH Satellite,seat,rear	√	√	√	√	√	√
4 Series_F82/F83	Any	Any	STH park heating						
4 Series_F82/F83	Any	Any	STVL Satellite door,front left	√	√	√	√		
4 Series_F82/F83	Any	Any	STVR Satellite door,front right	√	√	√	√		

4 Series_F82/F83	Any	Any	SVS Language processing system	√	√	√	√		
4 Series_F82/F83	Any	Any	SVT Servotronic						
4 Series_F82/F83	Any	Any	SZL Switch center,steering column	√	√	√	√	√	√
4 Series_F82/F83	Any	Any	SZM Switching center,center console	√	√	√	√	√	√
4 Series_F82/F83	Any	Any	Short test	√	√	√			
4 Series_F82/F83	Any	Any	TCU Telematic Control Unit	√	√	√	√	√	√
4 Series_F82/F83	Any	Any	TEL Telephone	√	√	√	√		
4 Series_F82/F83	Any	Any	TMBF Door module,front passenger	√	√	√	√	√	√
4 Series_F82/F83	Any	Any	TMBFH Door module,passenger'sside,rear	√	√	√	√		
4 Series_F82/F83	Any	Any	TMBFT Door module,passenger door	√	√	√	√		
4 Series_F82/F83	Any	Any	TMFA Door module,driver	√	√	√	√	√	√
4 Series_F82/F83	Any	Any	TMFAH Door module,driver'sside,rear	√	√	√	√		
4 Series_F82/F83	Any	Any	TMFAT Door module,driver's door	√	√	√	√		
4 Series_F82/F83	Any	Any	TR SVC All round view camera	√	√	√	√	√	√
4 Series_F82/F83	Any	Any	ULF Universal charging and hands-free facility	√	√	√	√	√	√
4 Series_F82/F83	Any	Any	ULF-SBX-H Interface box High	√	√	√	√	√	√
4 Series_F82/F83	Any	Any	VDM Vertical Dynamics Management	√	√	√	√	√	√
4 Series_F82/F83	Any	Any	VID Video module	√	√	√			
4 Series_F82/F83	Any	Any	VM Video Module	√	√	√	√	√	√
4 Series_F82/F83	Any	Any	VSW Video switch	√	√	√	√	√	√
4 Series_F82/F83	Any	Any	VTC Valvetronic	√	√	√			
4 Series_F82/F83	Any	Any	VTC2 Valvetronic 2	√	√	√			
4 Series_F82/F83	Any	Any	VTG Transfer case	√	√	√	√	√	√
4 Series_F82/F83	Any	Any	WIM Wiper module	√	√	√	√	√	√
4 Series_F82/F83	Any	Any	ZGM Central Gateway Module	√	√	√	√	√	√
4 Series_F82/F83	Any	Any	ZKE Central body electronics BC 1	√	√	√	√	√	√
4 Series_F82/F83	Any	Any	ZKE/GM (Central body electronics/GM base module)	√	√	√	√	√	√
5 Series_E39	520d,520i,523i,525d,525i,525td,525tds,528i,530d,530i,535i,540i,M5	1995-2003	ABS/ASC/DSC (Dynamic Stability Control)	√	√	√	√	√	√
5 Series_E39	520d,520i,523i,525d,525i,525td,525tds,528i,530d,530i,535i,540i,M5	1995-2003	ACC Active cruise control	√	√	√	√	√	√
5 Series_E39	520d,520i,523i,525d,525i,525td,525tds,528i,530d,530i,535i,540i,M5	1995-2003	ACC/ACC2 Active Cruise Control	√	√	√			
5 Series_E39	520d,520i,523i,525d,525i,525td,525tds,528i,530d,530i,535i,540i,M5	1995-2003	ACSM Crash Safety Module	√	√	√	√	√	√
5 Series_E39	520d,520i,523i,525d,525i,525td,525tds,528i,530d,530i,535i,540i,M5	1995-2003	ACSM/MRS Crash Safety Module	√	√	√	√		
5 Series_E39	520d,520i,523i,525d,525i,525td,525tds,528i,530d,530i,535i,540i,M5	1995-2003	AHL Adaptive directional headlights	√	√	√	√	√	√
5 Series_E39	520d,520i,523i,525d,525i,525td,525tds,528i,530d,530i,535i,540i,M5	1995-2003	AHM Trailer module	√	√	√	√	√	√
5 Series_E39	520d,520i,523i,525d,525i,525td,525tds,528i,530d,530i,535i,540i,M5	1995-2003	AFS70 Adaptive front steering (AFS70)	√	√	√	√		





5 Series_E39	520d,520i,523i,525d,525i,525td,525ts,528i,530d,530i,535i,540i,M5	1995-2003	AL active steering	√	√	√	√	√	√
5 Series_E39	520d,520i,523i,525d,525i,525td,525ts,528i,530d,530i,535i,540i,M5	1995-2003	ALBBF Active backrest width,front passenger	√	√	√	√		
5 Series_E39	520d,520i,523i,525d,525i,525td,525ts,528i,530d,530i,535i,540i,M5	1995-2003	ALBFA Active backrest width,driver	√	√	√	√		
5 Series_E39	520d,520i,523i,525d,525i,525td,525ts,528i,530d,530i,535i,540i,M5	1995-2003	AMP Amplifier	√	√	√	√	√	√
5 Series_E39	520d,520i,523i,525d,525i,525td,525ts,528i,530d,530i,535i,540i,M5	1995-2003	AMPH Hi-Fi amplifier	√	√	√	√	√	√
5 Series_E39	520d,520i,523i,525d,525i,525td,525ts,528i,530d,530i,535i,540i,M5	1995-2003	AMPT Top Hi-Fi amplifier	√	√	√	√	√	√
5 Series_E39	520d,520i,523i,525d,525i,525td,525ts,528i,530d,530i,535i,540i,M5	1995-2003	ANT Antenna/antenna tuner	√	√	√	√	√	√
5 Series_E39	520d,520i,523i,525d,525i,525td,525ts,528i,530d,530i,535i,540i,M5	1995-2003	ARS Dynamic Drive	√	√	√	√	√	√
5 Series_E39	520d,520i,523i,525d,525i,525td,525ts,528i,530d,530i,535i,540i,M5	1995-2003	ARS Dynamic Drive 2	√	√	√	√	√	√
5 Series_E39	520d,520i,523i,525d,525i,525td,525ts,528i,530d,530i,535i,540i,M5	1995-2003	ASK Audio system controller	√	√	√	√	√	√
5 Series_E39	520d,520i,523i,525d,525i,525td,525ts,528i,530d,530i,535i,540i,M5	1995-2003	BM On-board monitor						
5 Series_E39	520d,520i,523i,525d,525i,525td,525ts,528i,530d,530i,535i,540i,M5	1995-2003	BM/MIR (On-board monitor/Multi-Information Radio)	√	√	√	√	√	√
5 Series_E39	520d,520i,523i,525d,525i,525td,525ts,528i,530d,530i,535i,540i,M5	1995-2003	BZM Control center, center console	√	√	√	√	√	√
5 Series_E39	520d,520i,523i,525d,525i,525td,525ts,528i,530d,530i,535i,540i,M5	1995-2003	CA Comfort Access	√	√	√	√	√	√
5 Series_E39	520d,520i,523i,525d,525i,525td,525ts,528i,530d,530i,535i,540i,M5	1995-2003	CAN / byteflight	√	√	√			
5 Series_E39	520d,520i,523i,525d,525i,525td,525ts,528i,530d,530i,535i,540i,M5	1995-2003	CAN communication analysis	√	√	√			
5 Series_E39	520d,520i,523i,525d,525i,525td,525ts,528i,530d,530i,535i,540i,M5	1995-2003	CAS Car Access System	√	√	√	√	√	√
5 Series_E39	520d,520i,523i,525d,525i,525td,525ts,528i,530d,530i,535i,540i,M5	1995-2003	CCC-A Applications	√	√	√	√	√	√
5 Series_E39	520d,520i,523i,525d,525i,525td,525ts,528i,530d,530i,535i,540i,M5	1995-2003	CCC-ANT Aerial tuner	√	√	√	√	√	√
5 Series_E39	520d,520i,523i,525d,525i,525td,525ts,528i,530d,530i,535i,540i,M5	1995-2003	CCC-ASK Audio system controller	√	√	√	√	√	√
5 Series_E39	520d,520i,523i,525d,525i,525td,525ts,528i,530d,530i,535i,540i,M5	1995-2003	CCC-GW Gateway	√	√	√	√	√	√
5 Series_E39	520d,520i,523i,525d,525i,525td,525ts,528i,530d,530i,535i,540i,M5	1995-2003	CD Control Display	√	√	√	√		
5 Series_E39	520d,520i,523i,525d,525i,525td,525ts,528i,530d,530i,535i,540i,M5	1995-2003	CD-GW Control Display(Gateway)	√	√	√	√	√	√

5 Series_E39	520d,520i,523i,525d,525i,525td,525ts,528i,530d,530i,535i,540i,M5	1995-2003	CDC CD Changer	√	√	√	√	√	√
5 Series_E39	520d,520i,523i,525d,525i,525td,525ts,528i,530d,530i,535i,540i,M5	1995-2003	CEM Clean Energy Module	√	√	√	√		
5 Series_E39	520d,520i,523i,525d,525i,525td,525ts,528i,530d,530i,535i,540i,M5	1995-2003	CHAMP-BO User interface X	√	√	√	√		
5 Series_E39	520d,520i,523i,525d,525i,525td,525ts,528i,530d,530i,535i,540i,M5	1995-2003	CHAMP-GW Gateway X	√	√	√	√		
5 Series_E39	520d,520i,523i,525d,525i,525td,525ts,528i,530d,530i,535i,540i,M5	1995-2003	CIC User interface	√	√	√	√	√	√
5 Series_E39	520d,520i,523i,525d,525i,525td,525ts,528i,530d,530i,535i,540i,M5	1995-2003	CIC-GW Gateway	√	√	√	√	√	√
5 Series_E39	520d,520i,523i,525d,525i,525td,525ts,528i,530d,530i,535i,540i,M5	1995-2003	CIC/CHAMP Car headunit column	√	√	√	√	√	√
5 Series_E39	520d,520i,523i,525d,525i,525td,525ts,528i,530d,530i,535i,540i,M5	1995-2003	CID Central Information Display	√	√	√	√	√	√
5 Series_E39	520d,520i,523i,525d,525i,525td,525ts,528i,530d,530i,535i,540i,M5	1995-2003	CIM Chassis integration Module	√	√	√	√	√	√
5 Series_E39	520d,520i,523i,525d,525i,525td,525ts,528i,530d,530i,535i,540i,M5	1995-2003	CON Controller	√	√	√	√	√	√
5 Series_E39	520d,520i,523i,525d,525i,525td,525ts,528i,530d,530i,535i,540i,M5	1995-2003	CVM Convertible top module	√	√	√	√	√	√
5 Series_E39	520d,520i,523i,525d,525i,525td,525ts,528i,530d,530i,535i,540i,M5	1995-2003	DAB Digital tuner	√	√	√	√	√	√
5 Series_E39	520d,520i,523i,525d,525i,525td,525ts,528i,530d,530i,535i,540i,M5	1995-2003	DDE Diesel Electronics	√	√	√	√	√	√
5 Series_E39	520d,520i,523i,525d,525i,525td,525ts,528i,530d,530i,535i,540i,M5	1995-2003	DME Digital Engine/Gearbox Electronics 2	√	√	√	√	√	√
5 Series_E39	520d,520i,523i,525d,525i,525td,525ts,528i,530d,530i,535i,540i,M5	1995-2003	DME Digital Motor Electronics	√	√	√	√	√	√
5 Series_E39	520d,520i,523i,525d,525i,525td,525ts,528i,530d,530i,535i,540i,M5	1995-2003	DME Motor Electronics	√	√	√	√	√	√
5 Series_E39	520d,520i,523i,525d,525i,525td,525ts,528i,530d,530i,535i,540i,M5	1995-2003	DME/DDE (Motor/Diesel Electronics)	√	√	√	√	√	√
5 Series_E39	520d,520i,523i,525d,525i,525td,525ts,528i,530d,530i,535i,540i,M5	1995-2003	DME/DDE Motor Electronics	√	√	√	√	√	√
5 Series_E39	520d,520i,523i,525d,525i,525td,525ts,528i,530d,530i,535i,540i,M5	1995-2003	DME2/DME2 Digital motor electronics 2	√	√	√	√	√	√
5 Series_E39	520d,520i,523i,525d,525i,525td,525ts,528i,530d,530i,535i,540i,M5	1995-2003	DSC Dynamic Stability Control	√	√	√	√	√	√
5 Series_E39	520d,520i,523i,525d,525i,525td,525ts,528i,530d,530i,535i,540i,M5	1995-2003	DSC(Bosch)Dynamic Stability Control	√	√	√	√	√	√
5 Series_E39	520d,520i,523i,525d,525i,525td,525ts,528i,530d,530i,535i,540i,M5	1995-2003	DSP Digital Sound Processor						
5 Series_E39	520d,520i,523i,525d,525i,525td,525ts,528i,530d,530i,535i,540i,M5	1995-2003	DVD CD Changer	√	√	√	√		

5 Series_E39	520d,520i,523i,525d,525i,525td,525tds,528i,530d,530i,535i,540i,M5	1995-2003	DVD-C DVD changer	√	√	√	√	√	√
5 Series_E39	520d,520i,523i,525d,525i,525td,525tds,528i,530d,530i,535i,540i,M5	1995-2003	DVDC DVD Changer	√	√	√	√	√	√
5 Series_E39	520d,520i,523i,525d,525i,525td,525tds,528i,530d,530i,535i,540i,M5	1995-2003	DWA antitheft alarm system	√	√	√	√	√	√
5 Series_E39	520d,520i,523i,525d,525i,525td,525tds,528i,530d,530i,535i,540i,M5	1995-2003	EDC Damper Control	√	√	√	√	√	√
5 Series_E39	520d,520i,523i,525d,525i,525td,525tds,528i,530d,530i,535i,540i,M5	1995-2003	EDC Electronic Damper Control	√	√	√	√	√	√
5 Series_E39	520d,520i,523i,525d,525i,525td,525tds,528i,530d,530i,535i,540i,M5	1995-2003	EDCSHL Damper satellite, rear left	√	√	√	√	√	√
5 Series_E39	520d,520i,523i,525d,525i,525td,525tds,528i,530d,530i,535i,540i,M5	1995-2003	EDCSHR Damper satellite, rear right	√	√	√	√	√	√
5 Series_E39	520d,520i,523i,525d,525i,525td,525tds,528i,530d,530i,535i,540i,M5	1995-2003	EDCSVL Damper satellite, front left	√	√	√	√	√	√
5 Series_E39	520d,520i,523i,525d,525i,525td,525tds,528i,530d,530i,535i,540i,M5	1995-2003	EDCSVR Damper satellite, front right	√	√	√	√	√	√
5 Series_E39	520d,520i,523i,525d,525i,525td,525tds,528i,530d,530i,535i,540i,M5	1995-2003	EGS 6HPTU transmission control	√	√	√	√	√	√
5 Series_E39	520d,520i,523i,525d,525i,525td,525tds,528i,530d,530i,535i,540i,M5	1995-2003	EGS transmission management	√	√	√	√	√	√
5 Series_E39	520d,520i,523i,525d,525i,525td,525tds,528i,530d,530i,535i,540i,M5	1995-2003	EHC Electronic Height Control	√	√	√	√	√	√
5 Series_E39	520d,520i,523i,525d,525i,525td,525tds,528i,530d,530i,535i,540i,M5	1995-2003	EHC Electronic Ride-Height Control	√	√	√	√	√	√
5 Series_E39	520d,520i,523i,525d,525i,525td,525tds,528i,530d,530i,535i,540i,M5	1995-2003	EHC Ride level(Height) Control	√	√	√	√	√	√
5 Series_E39	520d,520i,523i,525d,525i,525td,525tds,528i,530d,530i,535i,540i,M5	1995-2003	EHC/EHC2 (Electronic ride-level control)	√	√	√	√	√	√
5 Series_E39	520d,520i,523i,525d,525i,525td,525tds,528i,530d,530i,535i,540i,M5	1995-2003	EHPS Electro-hydraulic steering assistance	√	√	√	√	√	√
5 Series_E39	520d,520i,523i,525d,525i,525td,525tds,528i,530d,530i,535i,540i,M5	1995-2003	EKP Fuel pump	√	√	√	√	√	√
5 Series_E39	520d,520i,523i,525d,525i,525td,525tds,528i,530d,530i,535i,540i,M5	1995-2003	EKPS Fuel pump	√	√	√	√	√	√
5 Series_E39	520d,520i,523i,525d,525i,525td,525tds,528i,530d,530i,535i,540i,M5	1995-2003	EKPS Fuel-pump control	√	√	√	√	√	√
5 Series_E39	520d,520i,523i,525d,525i,525td,525tds,528i,530d,530i,535i,540i,M5	1995-2003	EMF Parking brake	√	√	√	√	√	√
5 Series_E39	520d,520i,523i,525d,525i,525td,525tds,528i,530d,530i,535i,540i,M5	1995-2003	EML Electronic engine-power control	√	√	√			
5 Series_E39	520d,520i,523i,525d,525i,525td,525tds,528i,530d,530i,535i,540i,M5	1995-2003	EPS Electronic Power Steering	√	√	√	√	√	√
5 Series_E39	520d,520i,523i,525d,525i,525td,525tds,528i,530d,530i,535i,540i,M5	1995-2003	EWS Electronic immobilizer	√	√	√	√		

5 Series_E39	520d,520i,523i,525d,525i,525td,525tds,528i,530d,530i,535i,540i,M5	1995-2003	EWS Vehicle immobilizer	√	√	√	√		
5 Series_E39	520d,520i,523i,525d,525i,525td,525tds,528i,530d,530i,535i,540i,M5	1995-2003	FBI Flexible Bus Interface	√	√	√	√		
5 Series_E39	520d,520i,523i,525d,525i,525td,525tds,528i,530d,530i,535i,540i,M5	1995-2003	FBZM Rear compartment,controlcenter,center console	√	√	√	√	√	√
5 Series_E39	520d,520i,523i,525d,525i,525td,525tds,528i,530d,530i,535i,540i,M5	1995-2003	FCON Rear compartment controller	√	√	√	√	√	√
5 Series_E39	520d,520i,523i,525d,525i,525td,525tds,528i,530d,530i,535i,540i,M5	1995-2003	FD Rear-cabin display	√	√	√	√		
5 Series_E39	520d,520i,523i,525d,525i,525td,525tds,528i,530d,530i,535i,540i,M5	1995-2003	FD Rear-compartment display	√	√	√	√	√	√
5 Series_E39	520d,520i,523i,525d,525i,525td,525tds,528i,530d,530i,535i,540i,M5	1995-2003	FD2 Rear-compartment display2	√	√	√	√	√	√
5 Series_E39	520d,520i,523i,525d,525i,525td,525tds,528i,530d,530i,535i,540i,M5	1995-2003	FID Read-compartment information display	√	√	√			
5 Series_E39	520d,520i,523i,525d,525i,525td,525tds,528i,530d,530i,535i,540i,M5	1995-2003	FKA Rear heater/air conditioning	√	√	√	√	√	√
5 Series_E39	520d,520i,523i,525d,525i,525td,525tds,528i,530d,530i,535i,540i,M5	1995-2003	FKA Rear-cabin automatic A/C	√	√	√	√	√	√
5 Series_E39	520d,520i,523i,525d,525i,525td,525tds,528i,530d,530i,535i,540i,M5	1995-2003	FKA Rear-compartment air conditioning	√	√	√	√	√	√
5 Series_E39	520d,520i,523i,525d,525i,525td,525tds,528i,530d,530i,535i,540i,M5	1995-2003	FLA High Beam Assist	√	√	√	√	√	√
5 Series_E39	520d,520i,523i,525d,525i,525td,525tds,528i,530d,530i,535i,540i,M5	1995-2003	FRM Footwell module	√	√	√	√	√	√
5 Series_E39	520d,520i,523i,525d,525i,525td,525tds,528i,530d,530i,535i,540i,M5	1995-2003	FRM/FRM2 Footwell module	√	√	√	√	√	√
5 Series_E39	520d,520i,523i,525d,525i,525td,525tds,528i,530d,530i,535i,540i,M5	1995-2003	FRM2 Footwell module 2	√	√	√	√	√	√
5 Series_E39	520d,520i,523i,525d,525i,525td,525tds,528i,530d,530i,535i,540i,M5	1995-2003	FZD Function centre,roof	√	√	√	√	√	√
5 Series_E39	520d,520i,523i,525d,525i,525td,525tds,528i,530d,530i,535i,540i,M5	1995-2003	GR Cruise control	√	√	√			
5 Series_E39	520d,520i,523i,525d,525i,525td,525tds,528i,530d,530i,535i,540i,M5	1995-2003	GWS Gear selector switch	√	√	√	√	√	√
5 Series_E39	520d,520i,523i,525d,525i,525td,525tds,528i,530d,530i,535i,540i,M5	1995-2003	HKL Rear-lid lift	√	√	√	√	√	√
5 Series_E39	520d,520i,523i,525d,525i,525td,525tds,528i,530d,530i,535i,540i,M5	1995-2003	HKL Rear-lid module X	√	√	√	√		
5 Series_E39	520d,520i,523i,525d,525i,525td,525tds,528i,530d,530i,535i,540i,M5	1995-2003	ICM Integrated Chassis Management	√	√	√	√	√	√
5 Series_E39	520d,520i,523i,525d,525i,525td,525tds,528i,530d,530i,535i,540i,M5	1995-2003	ICM Integronic Power Steering	√	√	√	√	√	√
5 Series_E39	520d,520i,523i,525d,525i,525td,525tds,528i,530d,530i,535i,540i,M5	1995-2003	FKA Rear heater automatic A/C control	√	√	√	√	√	√



5 Series_E39	520d,520i,523i,525d,525i,525td,525td s,528i,530d,530i,535i,540i,M5	1995-2003	IHKA Integrated automatic heating/air conditioning	√	√	√	√	√	√
5 Series_E39	520d,520i,523i,525d,525i,525td,525td s,528i,530d,530i,535i,540i,M5	1995-2003	IHKA Integrated heating /air conditioning	√	√	√	√	√	√
5 Series_E39	520d,520i,523i,525d,525i,525td,525td s,528i,530d,530i,535i,540i,M5	1995-2003	IHKA/IHKR Integrated heating/air conditioning	√	√	√	√	√	√
5 Series_E39	520d,520i,523i,525d,525i,525td,525td s,528i,530d,530i,535i,540i,M5	1995-2003	IHKS Integrated heating/air-conditioning control	√	√	√	√	√	√
5 Series_E39	520d,520i,523i,525d,525i,525td,525td s,528i,530d,530i,535i,540i,M5	1995-2003	IHS Heater control	√	√	√	√	√	√
5 Series_E39	520d,520i,523i,525d,525i,525td,525td s,528i,530d,530i,535i,540i,M5	1995-2003	INSTR Instrumint cluster	√	√	√	√	√	√
5 Series_E39	520d,520i,523i,525d,525i,525td,525td s,528i,530d,530i,535i,540i,M5	1995-2003	JBE Junction-box electronics	√	√	√	√	√	√
5 Series_E39	520d,520i,523i,525d,525i,525td,525td s,528i,530d,530i,535i,540i,M5	1995-2003	JBE2 Junction Box electronics 2	√	√	√	√	√	√
5 Series_E39	520d,520i,523i,525d,525i,525td,525td s,528i,530d,530i,535i,540i,M5	1995-2003	JNAV Navigation system,Japan	√	√	√	√	√	√
5 Series_E39	520d,520i,523i,525d,525i,525td,525td s,528i,530d,530i,535i,540i,M5	1995-2003	KBM Body basic module	√	√	√	√	√	√
5 Series_E39	520d,520i,523i,525d,525i,525td,525td s,528i,530d,530i,535i,540i,M5	1995-2003	KGM Body Gateway Module	√	√	√	√	√	√
5 Series_E39	520d,520i,523i,525d,525i,525td,525td s,528i,530d,530i,535i,540i,M5	1995-2003	KHI Headphones interface	√	√	√	√	√	√
5 Series_E39	520d,520i,523i,525d,525i,525td,525td s,528i,530d,530i,535i,540i,M5	1995-2003	KNAV Navigation system,Korea	√	√	√	√	√	√
5 Series_E39	520d,520i,523i,525d,525i,525td,525td s,528i,530d,530i,535i,540i,M5	1995-2003	KOM Instrument cluster	√	√	√	√	√	√
5 Series_E39	520d,520i,523i,525d,525i,525td,525td s,528i,530d,530i,535i,540i,M5	1995-2003	KOM/IKE/IKI/INSTR(Instrument cluster)	√	√	√	√	√	√
5 Series_E39	520d,520i,523i,525d,525i,525td,525td s,528i,530d,530i,535i,540i,M5	1995-2003	KOMBI2 additional Instruments						
5 Series_E39	520d,520i,523i,525d,525i,525td,525td s,528i,530d,530i,535i,540i,M5	1995-2003	LEW Steering-angle sensor	√	√	√	√		
5 Series_E39	520d,520i,523i,525d,525i,525td,525td s,528i,530d,530i,535i,540i,M5	1995-2003	LEW/LWS (Steering angle sensor)	√	√	√	√		
5 Series_E39	520d,520i,523i,525d,525i,525td,525td s,528i,530d,530i,535i,540i,M5	1995-2003	LM Lights Module	√	√	√	√	√	√
5 Series_E39	520d,520i,523i,525d,525i,525td,525td s,528i,530d,530i,535i,540i,M5	1995-2003	LM Lights module 2	√	√	√	√	√	√
5 Series_E39	520d,520i,523i,525d,525i,525td,525td s,528i,530d,530i,535i,540i,M5	1995-2003	LM2 Lights module 2	√	√	√	√	√	√
5 Series_E39	520d,520i,523i,525d,525i,525td,525td s,528i,530d,530i,535i,540i,M5	1995-2003	LRA Automatic headlight vertical aim control	√	√	√			
5 Series_E39	520d,520i,523i,525d,525i,525td,525td s,528i,530d,530i,535i,540i,M5	1995-2003	LRA Headlight vertical aim control	√	√	√	√	√	√

5 Series_E39	520d,520i,523i,525d,525i,525td,525td s,528i,530d,530i,535i,540i,M5	1995-2003	LRR Long Range Radar	√	√	√			
5 Series_E39	520d,520i,523i,525d,525i,525td,525td s,528i,530d,530i,535i,540i,M5	1995-2003	LSZ/LCM (Lights switching center)	√	√	√	√	√	√
5 Series_E39	520d,520i,523i,525d,525i,525td,525td s,528i,530d,530i,535i,540i,M5	1995-2003	M-ASK-BO User interface	√	√	√	√	√	√
5 Series_E39	520d,520i,523i,525d,525i,525td,525td s,528i,530d,530i,535i,540i,M5	1995-2003	M-ASK-GW Gateway	√	√	√	√	√	√
5 Series_E39	520d,520i,523i,525d,525i,525td,525td s,528i,530d,530i,535i,540i,M5	1995-2003	M-ASK-NAV Navigation system	√	√	√	√	√	√
5 Series_E39	520d,520i,523i,525d,525i,525td,525td s,528i,530d,530i,535i,540i,M5	1995-2003	MFL Multifunction steering wheel I	√	√	√	√		
5 Series_E39	520d,520i,523i,525d,525i,525td,525td s,528i,530d,530i,535i,540i,M5	1995-2003	MID Multi Information Display	√	√	√			
5 Series_E39	520d,520i,523i,525d,525i,525td,525td s,528i,530d,530i,535i,540i,M5	1995-2003	MPM Micro-power module	√	√	√	√	√	√
5 Series_E39	520d,520i,523i,525d,525i,525td,525td s,528i,530d,530i,535i,540i,M5	1995-2003	MRS Multiple Restraint System	√	√	√	√		
5 Series_E39	520d,520i,523i,525d,525i,525td,525td s,528i,530d,530i,535i,540i,M5	1995-2003	MRS/AirBag (Multiple Restraint System)	√	√	√			
5 Series_E39	520d,520i,523i,525d,525i,525td,525td s,528i,530d,530i,535i,540i,M5	1995-2003	MRS/AirBag(Multiple Restraint System)	√	√	√			
5 Series_E39	520d,520i,523i,525d,525i,525td,525td s,528i,530d,530i,535i,540i,M5	1995-2003	MRS/AirBag/SIM (Multiple Restraint System)	√	√	√	√	√	√
5 Series_E39	520d,520i,523i,525d,525i,525td,525td s,528i,530d,530i,535i,540i,M5	1995-2003	NAV Navigation computer	√	√	√	√		
5 Series_E39	520d,520i,523i,525d,525i,525td,525td s,528i,530d,530i,535i,540i,M5	1995-2003	NAV Navigation computer, Europe	√	√	√	√		
5 Series_E39	520d,520i,523i,525d,525i,525td,525td s,528i,530d,530i,535i,540i,M5	1995-2003	NAV Navigation system	√	√	√	√	√	√
5 Series_E39	520d,520i,523i,525d,525i,525td,525td s,528i,530d,530i,535i,540i,M5	1995-2003	NVE Night Vision Electronics	√	√	√	√	√	√
5 Series_E39	520d,520i,523i,525d,525i,525td,525td s,528i,530d,530i,535i,540i,M5	1995-2003	NVK Night vision camera	√	√	√	√	√	√
5 Series_E39	520d,520i,523i,525d,525i,525td,525td s,528i,530d,530i,535i,540i,M5	1995-2003	PDC Park Distance Control	√	√	√	√	√	√
5 Series_E39	520d,520i,523i,525d,525i,525td,525td s,528i,530d,530i,535i,540i,M5	1995-2003	PM Power module	√	√	√	√	√	√
5 Series_E39	520d,520i,523i,525d,525i,525td,525td s,528i,530d,530i,535i,540i,M5	1995-2003	QMVHL Lateral-moment distribution, rear axle	√	√	√	√	√	√
5 Series_E39	520d,520i,523i,525d,525i,525td,525td s,528i,530d,530i,535i,540i,M5	1995-2003	RAD Radio	√	√	√	√	√	√
5 Series_E39	520d,520i,523i,525d,525i,525td,525td s,528i,530d,530i,535i,540i,M5	1995-2003	RAD2-BO User interface	√	√	√	√	√	√
5 Series_E39	520d,520i,523i,525d,525i,525td,525td s,528i,530d,530i,535i,540i,M5	1995-2003	RAD2-GW Gateway	√	√	√	√		

5 Series_E39	520d,520i,523i,525d,525i,525td,525ts,528i,530d,530i,535i,540i,M5	1995-2003	RAD2-GW Gateway	√	√	√	√	√	√
5 Series_E39	520d,520i,523i,525d,525i,525td,525ts,528i,530d,530i,535i,540i,M5	1995-2003	RDC Tire pressure control	√	√	√	√		
5 Series_E39	520d,520i,523i,525d,525i,525td,525ts,528i,530d,530i,535i,540i,M5	1995-2003	RDC/RDW Tyre pressure check	√	√	√	√		
5 Series_E39	520d,520i,523i,525d,525i,525td,525ts,528i,530d,530i,535i,540i,M5	1995-2003	RFK Reversing camera	√	√	√	√	√	√
5 Series_E39	520d,520i,523i,525d,525i,525td,525ts,528i,530d,530i,535i,540i,M5	1995-2003	RLS Rain/Light Sensor	√	√	√	√		
5 Series_E39	520d,520i,523i,525d,525i,525td,525ts,528i,530d,530i,535i,540i,M5	1995-2003	RLS/AIC (Rain/Light Sensor/Automatic interval Control)	√	√	√	√		
5 Series_E39	520d,520i,523i,525d,525i,525td,525ts,528i,530d,530i,535i,540i,M5	1995-2003	RLSS Rain/light solar sensor	√	√	√	√	√	√
5 Series_E39	520d,520i,523i,525d,525i,525td,525ts,528i,530d,530i,535i,540i,M5	1995-2003	RLSS Solar Rain/Light Sensor	√	√	√	√	√	√
5 Series_E39	520d,520i,523i,525d,525i,525td,525ts,528i,530d,530i,535i,540i,M5	1995-2003	RSE Rear Seat Entertainment	√	√	√	√	√	√
5 Series_E39	520d,520i,523i,525d,525i,525td,525ts,528i,530d,530i,535i,540i,M5	1995-2003	RSE Rear seat entertainment	√	√	√	√	√	√
5 Series_E39	520d,520i,523i,525d,525i,525td,525ts,528i,530d,530i,535i,540i,M5	1995-2003	SASL Satellite,A-pillar,left	√	√	√	√		
5 Series_E39	520d,520i,523i,525d,525i,525td,525ts,528i,530d,530i,535i,540i,M5	1995-2003	SASR Satellite,A-pillar,right	√	√	√	√		
5 Series_E39	520d,520i,523i,525d,525i,525td,525ts,528i,530d,530i,535i,540i,M5	1995-2003	SBSL Satellite,B-pillar,left	√	√	√	√		
5 Series_E39	520d,520i,523i,525d,525i,525td,525ts,528i,530d,530i,535i,540i,M5	1995-2003	SBSR Satellite,B-pillar,right	√	√	√	√		
5 Series_E39	520d,520i,523i,525d,525i,525td,525ts,528i,530d,530i,535i,540i,M5	1995-2003	SBSR Satellite,B-pillar,right	√	√	√	√	√	√
5 Series_E39	520d,520i,523i,525d,525i,525td,525ts,528i,530d,530i,535i,540i,M5	1995-2003	SDARS Satellite tuner (US)	√	√	√	√	√	√
5 Series_E39	520d,520i,523i,525d,525i,525td,525ts,528i,530d,530i,535i,540i,M5	1995-2003	SEC1 Supplementary control unit 1	√	√	√			
5 Series_E39	520d,520i,523i,525d,525i,525td,525ts,528i,530d,530i,535i,540i,M5	1995-2003	SEC2 Supplementary control unit 2	√	√	√			
5 Series_E39	520d,520i,523i,525d,525i,525td,525ts,528i,530d,530i,535i,540i,M5	1995-2003	SFZ Satellite vehicle center	√	√	√	√		
5 Series_E39	520d,520i,523i,525d,525i,525td,525ts,528i,530d,530i,535i,540i,M5	1995-2003	SG-FD Control unit,rear-compartment display	√	√	√	√		
5 Series_E39	520d,520i,523i,525d,525i,525td,525ts,528i,530d,530i,535i,540i,M5	1995-2003	SG-FD-GW Control unit,rear-compartment display(gateway)	√	√	√	√	√	√
5 Series_E39	520d,520i,523i,525d,525i,525td,525ts,528i,530d,530i,535i,540i,M5	1995-2003	SGM-SIM Safety and Gateway Module(SIM)	√	√	√	√	√	√
5 Series_E39	520d,520i,523i,525d,525i,525td,525ts,528i,530d,530i,535i,540i,M5	1995-2003	SGM-ZGM Safety and Gateway Module(ZGM)	√	√	√			

5 Series_E39	520d,520i,523i,525d,525i,525td,525tds,528i,530d,530i,535i,540i,M5	1995-2003	SHD Slide/tilt sunroof 2	√	√	√	√	√	√
5 Series_E39	520d,520i,523i,525d,525i,525td,525tds,528i,530d,530i,535i,540i,M5	1995-2003	SHD Sliding/tilting sunroof	√	√	√	√	√	√
5 Series_E39	520d,520i,523i,525d,525i,525td,525tds,528i,530d,530i,535i,540i,M5	1995-2003	SHD Sliding/tilting sunroof module	√	√	√	√	√	√
5 Series_E39	520d,520i,523i,525d,525i,525td,525tds,528i,530d,530i,535i,540i,M5	1995-2003	SHD Sliding/tilting sunroof	√	√	√			
5 Series_E39	520d,520i,523i,525d,525i,525td,525tds,528i,530d,530i,535i,540i,M5	1995-2003	SHZH Independent/auxiliary heater	√	√	√	√	√	√
5 Series_E39	520d,520i,523i,525d,525i,525td,525tds,528i,530d,530i,535i,540i,M5	1995-2003	SIM Safety and information module	√	√	√	√	√	√
5 Series_E39	520d,520i,523i,525d,525i,525td,525tds,528i,530d,530i,535i,540i,M5	1995-2003	SINE Siren and tilt sensor	√	√	√	√		
5 Series_E39	520d,520i,523i,525d,525i,525td,525tds,528i,530d,530i,535i,540i,M5	1995-2003	SINE Siren with tilt sensor	√	√	√	√	√	√
5 Series_E39	520d,520i,523i,525d,525i,525td,525tds,528i,530d,530i,535i,540i,M5	1995-2003	SMBF Seat module,passenger	√	√	√	√	√	√
5 Series_E39	520d,520i,523i,525d,525i,525td,525tds,528i,530d,530i,535i,540i,M5	1995-2003	SMBFH Seat module,passenger'sside,rear	√	√	√	√	√	√
5 Series_E39	520d,520i,523i,525d,525i,525td,525tds,528i,530d,530i,535i,540i,M5	1995-2003	SMF/SM/SLM (Seat memory,driver)	√	√	√	√	√	√
5 Series_E39	520d,520i,523i,525d,525i,525td,525tds,528i,530d,530i,535i,540i,M5	1995-2003	SMFA Seat module,driver	√	√	√	√	√	√
5 Series_E39	520d,520i,523i,525d,525i,525td,525tds,528i,530d,530i,535i,540i,M5	1995-2003	SMFAH Seat module,driver'sside,rear	√	√	√	√	√	√
5 Series_E39	520d,520i,523i,525d,525i,525td,525tds,528i,530d,530i,535i,540i,M5	1995-2003	SPMBT Mirror memory,passenger	√	√	√	√	√	√
5 Series_E39	520d,520i,523i,525d,525i,525td,525tds,528i,530d,530i,535i,540i,M5	1995-2003	SPMFT Mirror memory,driver	√	√	√	√	√	√
5 Series_E39	520d,520i,523i,525d,525i,525td,525tds,528i,530d,530i,535i,540i,M5	1995-2003	SSBF Satellite,seat,passenger	√	√	√	√		
5 Series_E39	520d,520i,523i,525d,525i,525td,525tds,528i,530d,530i,535i,540i,M5	1995-2003	SSFA Satellite,seat,driver	√	√	√	√		
5 Series_E39	520d,520i,523i,525d,525i,525td,525tds,528i,530d,530i,535i,540i,M5	1995-2003	SSH Satellite,seat,rear	√	√	√	√	√	√
5 Series_E39	520d,520i,523i,525d,525i,525td,525tds,528i,530d,530i,535i,540i,M5	1995-2003	STH park heating						
5 Series_E39	520d,520i,523i,525d,525i,525td,525tds,528i,530d,530i,535i,540i,M5	1995-2003	STVL Satellite,door,front left	√	√	√	√		
5 Series_E39	520d,520i,523i,525d,525i,525td,525tds,528i,530d,530i,535i,540i,M5	1995-2003	STVR Satellite,door,front right	√	√	√	√		
5 Series_E39	520d,520i,523i,525d,525i,525td,525tds,528i,530d,530i,535i,540i,M5	1995-2003	SVS Language processing system	√	√	√	√		
5 Series_E39	520d,520i,523i,525d,525i,525td,525tds,528i,530d,530i,535i,540i,M5	1995-2003	SVT Servotronic						



5 Series_E39	520d,520i,523i,525d,525i,525td,525tds,528i,530d,530i,535i,540i,M5	1995-2003	SZL Switch center,steering column	√	√	√	√	√	√
5 Series_E39	520d,520i,523i,525d,525i,525td,525tds,528i,530d,530i,535i,540i,M5	1995-2003	SZM Switching center,center console	√	√	√	√	√	√
5 Series_E39	520d,520i,523i,525d,525i,525td,525tds,528i,530d,530i,535i,540i,M5	1995-2003	Short test	√	√	√			
5 Series_E39	520d,520i,523i,525d,525i,525td,525tds,528i,530d,530i,535i,540i,M5	1995-2003	TCU Telematic Control Unit	√	√	√	√	√	√
5 Series_E39	520d,520i,523i,525d,525i,525td,525tds,528i,530d,530i,535i,540i,M5	1995-2003	TEL Telephone	√	√	√	√		
5 Series_E39	520d,520i,523i,525d,525i,525td,525tds,528i,530d,530i,535i,540i,M5	1995-2003	TMBF Door module,front passenger	√	√	√	√	√	√
5 Series_E39	520d,520i,523i,525d,525i,525td,525tds,528i,530d,530i,535i,540i,M5	1995-2003	TMBFH Door module,passenger'sside,rear	√	√	√	√		
5 Series_E39	520d,520i,523i,525d,525i,525td,525tds,528i,530d,530i,535i,540i,M5	1995-2003	TMBFT Door module,passenger door	√	√	√	√		
5 Series_E39	520d,520i,523i,525d,525i,525td,525tds,528i,530d,530i,535i,540i,M5	1995-2003	TMFA Door module,driver	√	√	√	√	√	√
5 Series_E39	520d,520i,523i,525d,525i,525td,525tds,528i,530d,530i,535i,540i,M5	1995-2003	TMFAH Door module,driver'sside,rear	√	√	√	√		
5 Series_E39	520d,520i,523i,525d,525i,525td,525tds,528i,530d,530i,535i,540i,M5	1995-2003	TMFAT Door module,driver's door	√	√	√	√		
5 Series_E39	520d,520i,523i,525d,525i,525td,525tds,528i,530d,530i,535i,540i,M5	1995-2003	TR SVC All round view camera	√	√	√	√	√	√
5 Series_E39	520d,520i,523i,525d,525i,525td,525tds,528i,530d,530i,535i,540i,M5	1995-2003	ULF Universal charging and hands-free facility	√	√	√	√	√	√
5 Series_E39	520d,520i,523i,525d,525i,525td,525tds,528i,530d,530i,535i,540i,M5	1995-2003	ULF-SBX-H Interface box High	√	√	√	√	√	√
5 Series_E39	520d,520i,523i,525d,525i,525td,525tds,528i,530d,530i,535i,540i,M5	1995-2003	VDM Vertical Dynamics Management	√	√	√	√	√	√
5 Series_E39	520d,520i,523i,525d,525i,525td,525tds,528i,530d,530i,535i,540i,M5	1995-2003	VID Video module	√	√	√			
5 Series_E39	520d,520i,523i,525d,525i,525td,525tds,528i,530d,530i,535i,540i,M5	1995-2003	VM Video Module	√	√	√	√	√	√
5 Series_E39	520d,520i,523i,525d,525i,525td,525tds,528i,530d,530i,535i,540i,M5	1995-2003	VSW Video switch	√	√	√	√	√	√
5 Series_E39	520d,520i,523i,525d,525i,525td,525tds,528i,530d,530i,535i,540i,M5	1995-2003	VTC Valvetronic	√	√	√			
5 Series_E39	520d,520i,523i,525d,525i,525td,525tds,528i,530d,530i,535i,540i,M5	1995-2003	VTC2 Valvetronic 2	√	√	√			
5 Series_E39	520d,520i,523i,525d,525i,525td,525tds,528i,530d,530i,535i,540i,M5	1995-2003	VTG Transfer case	√	√	√	√	√	√
5 Series_E39	520d,520i,523i,525d,525i,525td,525tds,528i,530d,530i,535i,540i,M5	1995-2003	WIM Wiper module	√	√	√	√	√	√
5 Series_E39	520d,520i,523i,525d,525i,525td,525tds,528i,530d,530i,535i,540i,M5	1995-2003	ZGM Central Gateway Module	√	√	√	√	√	√

5 Series_E39	520d,520i,523i,525d,525i,525td,525tds,528i,530d,530i,535i,540i,M5	1995-2003	ZKE Central body electronics BC 1	√	√	√	√	√	√
5 Series_E39	520d,520i,523i,525d,525i,525td,525tds,528i,530d,530i,535i,540i,M5	1995-2003	ZKE/GM (Central body electronics/GM base module)	√	√	√	√	√	√
5 Series_E60/E61	520Li,520d,520i,523Li,523i,525Li,525d,525i,525xd,525xi,528i,528xi,530Li,530d,530i,530xd,530xi,535d,535i,535xi,540i,545i,550i,M5	2003-2016	ABS/ASC/DSC (Dynamic Stability Control)	√	√	√	√	√	√
5 Series_E60/E61	520Li,520d,520i,523Li,523i,525Li,525d,525i,525xd,525xi,528i,528xi,530Li,530d,530i,530xd,530xi,535d,535i,535xi,540i,545i,550i,M5	2003-2016	ACC Active cruise control	√	√	√	√	√	√
5 Series_E60/E61	520Li,520d,520i,523Li,523i,525Li,525d,525i,525xd,525xi,528i,528xi,530Li,530d,530i,530xd,530xi,535d,535i,535xi,540i,545i,550i,M5	2003-2016	ACC/ACC2 Active Cruise Control	√	√	√			
5 Series_E60/E61	520Li,520d,520i,523Li,523i,525Li,525d,525i,525xd,525xi,528i,528xi,530Li,530d,530i,530xd,530xi,535d,535i,535xi,540i,545i,550i,M5	2003-2016	ACSM Crash Safety Module	√	√	√	√	√	√
5 Series_E60/E61	520Li,520d,520i,523Li,523i,525Li,525d,525i,525xd,525xi,528i,528xi,530Li,530d,530i,530xd,530xi,535d,535i,535xi,540i,545i,550i,M5	2003-2016	ACSM/MRS Crash Safety Module	√	√	√	√		
5 Series_E60/E61	520Li,520d,520i,523Li,523i,525Li,525d,525i,525xd,525xi,528i,528xi,530Li,530d,530i,530xd,530xi,535d,535i,535xi,540i,545i,550i,M5	2003-2016	AHL Adaptive directional headlights	√	√	√	√	√	√
5 Series_E60/E61	520Li,520d,520i,523Li,523i,525Li,525d,525i,525xd,525xi,528i,528xi,530Li,530d,530i,530xd,530xi,535d,535i,535xi,540i,545i,550i,M5	2003-2016	AHM Trailer module	√	√	√	√	√	√

5 Series_E60/E61	520Li,520d,520i,523Li,523i,525Li,525d,525i,525xd,525xi,528i,528xi,530Li,530d,530i,530xd,530xi,535d,535i,535xi,540i,545i,550i,M5	2003-2016	AL active front steering (AFS70)	√	√	√	√		
5 Series_E60/E61	520Li,520d,520i,523Li,523i,525Li,525d,525i,525xd,525xi,528i,528xi,530Li,530d,530i,530xd,530xi,535d,535i,535xi,540i,545i,550i,M5	2003-2016	AL active steering	√	√	√	√	√	√
5 Series_E60/E61	520Li,520d,520i,523Li,523i,525Li,525d,525i,525xd,525xi,528i,528xi,530Li,530d,530i,530xd,530xi,535d,535i,535xi,540i,545i,550i,M5	2003-2016	ALBBF Active backrest width,front passenger	√	√	√	√		
5 Series_E60/E61	520Li,520d,520i,523Li,523i,525Li,525d,525i,525xd,525xi,528i,528xi,530Li,530d,530i,530xd,530xi,535d,535i,535xi,540i,545i,550i,M5	2003-2016	ALBFA Active backrest width,driver	√	√	√	√		
5 Series_E60/E61	520Li,520d,520i,523Li,523i,525Li,525d,525i,525xd,525xi,528i,528xi,530Li,530d,530i,530xd,530xi,535d,535i,535xi,540i,545i,550i,M5	2003-2016	AMP Amplifier	√	√	√	√	√	√
5 Series_E60/E61	520Li,520d,520i,523Li,523i,525Li,525d,525i,525xd,525xi,528i,528xi,530Li,530d,530i,530xd,530xi,535d,535i,535xi,540i,545i,550i,M5	2003-2016	AMPH Hi-Fi amplifier	√	√	√	√	√	√
5 Series_E60/E61	520Li,520d,520i,523Li,523i,525Li,525d,525i,525xd,525xi,528i,528xi,530Li,530d,530i,530xd,530xi,535d,535i,535xi,540i,545i,550i,M5	2003-2016	AMPT Top Hi-Fi amplifier	√	√	√	√	√	√

5 Series_E60/E61	520Li,520d,520i,523Li,523i,525Li,525d,525i,525xd,525xi,528i,528xi,530Li,530d,530i,530xd,530xi,535d,535i,535xi,540i,545i,550i,M5	2003-2016	ANT Antenna/antenna tuner	√	√	√	√	√	√
5 Series_E60/E61	520Li,520d,520i,523Li,523i,525Li,525d,525i,525xd,525xi,528i,528xi,530Li,530d,530i,530xd,530xi,535d,535i,535xi,540i,545i,550i,M5	2003-2016	ARS Dynamic Drive	√	√	√	√	√	√
5 Series_E60/E61	520Li,520d,520i,523Li,523i,525Li,525d,525i,525xd,525xi,528i,528xi,530Li,530d,530i,530xd,530xi,535d,535i,535xi,540i,545i,550i,M5	2003-2016	ARS Dynamic Drive 2	√	√	√	√	√	√
5 Series_E60/E61	520Li,520d,520i,523Li,523i,525Li,525d,525i,525xd,525xi,528i,528xi,530Li,530d,530i,530xd,530xi,535d,535i,535xi,540i,545i,550i,M5	2003-2016	ASK Audio system controller	√	√	√	√	√	√
5 Series_E60/E61	520Li,520d,520i,523Li,523i,525Li,525d,525i,525xd,525xi,528i,528xi,530Li,530d,530i,530xd,530xi,535d,535i,535xi,540i,545i,550i,M5	2003-2016	BM On-board monitor						
5 Series_E60/E61	520Li,520d,520i,523Li,523i,525Li,525d,525i,525xd,525xi,528i,528xi,530Li,530d,530i,530xd,530xi,535d,535i,535xi,540i,545i,550i,M5	2003-2016	BM/MIR (On-board monitor/Multi-Information Radio)	√	√	√	√	√	√
5 Series_E60/E61	520Li,520d,520i,523Li,523i,525Li,525d,525i,525xd,525xi,528i,528xi,530Li,530d,530i,530xd,530xi,535d,535i,535xi,540i,545i,550i,M5	2003-2016	BZM Control center, center console	√	√	√	√	√	√

5 Series_E60/E61	520Li,520d,520i,523Li,523i,525Li,525d,525i,525xd,525xi,528i,528xi,530Li,530d,530i,530xd,530xi,535d,535i,535xi,540i,545i,550i,M5	2003-2016	CA Comfort Access	√	√	√	√	√	√
5 Series_E60/E61	520Li,520d,520i,523Li,523i,525Li,525d,525i,525xd,525xi,528i,528xi,530Li,530d,530i,530xd,530xi,535d,535i,535xi,540i,545i,550i,M5	2003-2016	CAN / byteflight	√	√	√			
5 Series_E60/E61	520Li,520d,520i,523Li,523i,525Li,525d,525i,525xd,525xi,528i,528xi,530Li,530d,530i,530xd,530xi,535d,535i,535xi,540i,545i,550i,M5	2003-2016	CAN communication analysis	√	√	√			
5 Series_E60/E61	520Li,520d,520i,523Li,523i,525Li,525d,525i,525xd,525xi,528i,528xi,530Li,530d,530i,530xd,530xi,535d,535i,535xi,540i,545i,550i,M5	2003-2016	CAS Car Access System	√	√	√	√	√	√
5 Series_E60/E61	520Li,520d,520i,523Li,523i,525Li,525d,525i,525xd,525xi,528i,528xi,530Li,530d,530i,530xd,530xi,535d,535i,535xi,540i,545i,550i,M5	2003-2016	CCC-A Applications	√	√	√	√	√	√
5 Series_E60/E61	520Li,520d,520i,523Li,523i,525Li,525d,525i,525xd,525xi,528i,528xi,530Li,530d,530i,530xd,530xi,535d,535i,535xi,540i,545i,550i,M5	2003-2016	CCC-ANT Aerial tuner	√	√	√	√	√	√
5 Series_E60/E61	520Li,520d,520i,523Li,523i,525Li,525d,525i,525xd,525xi,528i,528xi,530Li,530d,530i,530xd,530xi,535d,535i,535xi,540i,545i,550i,M5	2003-2016	CCC-ASK Audio system controller	√	√	√	√	√	√

5 Series_E60/E61	520Li,520d,520i,523Li,523i,525Li,525d,525i,525xd,525xi,528i,528xi,530Li,530d,530i,530xd,530xi,535d,535i,535xi,540i,545i,550i,M5	2003-2016	CCC-GW Gateway	√	√	√	√	√	√
5 Series_E60/E61	520Li,520d,520i,523Li,523i,525Li,525d,525i,525xd,525xi,528i,528xi,530Li,530d,530i,530xd,530xi,535d,535i,535xi,540i,545i,550i,M5	2003-2016	CD Control Display	√	√	√	√		
5 Series_E60/E61	520Li,520d,520i,523Li,523i,525Li,525d,525i,525xd,525xi,528i,528xi,530Li,530d,530i,530xd,530xi,535d,535i,535xi,540i,545i,550i,M5	2003-2016	CD-GW Control Display(Gateway)	√	√	√	√	√	√
5 Series_E60/E61	520Li,520d,520i,523Li,523i,525Li,525d,525i,525xd,525xi,528i,528xi,530Li,530d,530i,530xd,530xi,535d,535i,535xi,540i,545i,550i,M5	2003-2016	CDC CD Changer	√	√	√	√	√	√
5 Series_E60/E61	520Li,520d,520i,523Li,523i,525Li,525d,525i,525xd,525xi,528i,528xi,530Li,530d,530i,530xd,530xi,535d,535i,535xi,540i,545i,550i,M5	2003-2016	CEM Clean Energy Module	√	√	√	√		
5 Series_E60/E61	520Li,520d,520i,523Li,523i,525Li,525d,525i,525xd,525xi,528i,528xi,530Li,530d,530i,530xd,530xi,535d,535i,535xi,540i,545i,550i,M5	2003-2016	CHAMP-BO User interface X	√	√	√	√		
5 Series_E60/E61	520Li,520d,520i,523Li,523i,525Li,525d,525i,525xd,525xi,528i,528xi,530Li,530d,530i,530xd,530xi,535d,535i,535xi,540i,545i,550i,M5	2003-2016	CHAMP-GW Gateway X	√	√	√	√		

5 Series_E60/E61	520Li,520d,520i,523Li,523i,525Li,525d,525i,525xd,525xi,528i,528xi,530Li,530d,530i,530xd,530xi,535d,535i,535xi,540i,545i,550i,M5	2003-2016	CIC User interface	√	√	√	√	√	√
5 Series_E60/E61	520Li,520d,520i,523Li,523i,525Li,525d,525i,525xd,525xi,528i,528xi,530Li,530d,530i,530xd,530xi,535d,535i,535xi,540i,545i,550i,M5	2003-2016	CIC-GW Gateway	√	√	√	√	√	√
5 Series_E60/E61	520Li,520d,520i,523Li,523i,525Li,525d,525i,525xd,525xi,528i,528xi,530Li,530d,530i,530xd,530xi,535d,535i,535xi,540i,545i,550i,M5	2003-2016	CIC/CHAMP Car headunit column	√	√	√	√	√	√
5 Series_E60/E61	520Li,520d,520i,523Li,523i,525Li,525d,525i,525xd,525xi,528i,528xi,530Li,530d,530i,530xd,530xi,535d,535i,535xi,540i,545i,550i,M5	2003-2016	CID Central Information Display	√	√	√	√	√	√
5 Series_E60/E61	520Li,520d,520i,523Li,523i,525Li,525d,525i,525xd,525xi,528i,528xi,530Li,530d,530i,530xd,530xi,535d,535i,535xi,540i,545i,550i,M5	2003-2016	CIM Chassis integration Module	√	√	√	√	√	√
5 Series_E60/E61	520Li,520d,520i,523Li,523i,525Li,525d,525i,525xd,525xi,528i,528xi,530Li,530d,530i,530xd,530xi,535d,535i,535xi,540i,545i,550i,M5	2003-2016	CON Controller	√	√	√	√	√	√
5 Series_E60/E61	520Li,520d,520i,523Li,523i,525Li,525d,525i,525xd,525xi,528i,528xi,530Li,530d,530i,530xd,530xi,535d,535i,535xi,540i,545i,550i,M5	2003-2016	CVM Convertible top module	√	√	√	√	√	√

5 Series_E60/E61	520Li,520d,520i,523Li,523i,525Li,525d,525i,525xd,525xi,528i,528xi,530Li,530d,530i,530xd,530xi,535d,535i,535xi,540i,545i,550i,M5	2003-2016	DAB Digital tuner	√	√	√	√	√	√
5 Series_E60/E61	520Li,520d,520i,523Li,523i,525Li,525d,525i,525xd,525xi,528i,528xi,530Li,530d,530i,530xd,530xi,535d,535i,535xi,540i,545i,550i,M5	2003-2016	DDE Diesel Electronics	√	√	√	√	√	√
5 Series_E60/E61	520Li,520d,520i,523Li,523i,525Li,525d,525i,525xd,525xi,528i,528xi,530Li,530d,530i,530xd,530xi,535d,535i,535xi,540i,545i,550i,M5	2003-2016	DME Digital Engine/Gearbox Electronics 2	√	√	√	√	√	√
5 Series_E60/E61	520Li,520d,520i,523Li,523i,525Li,525d,525i,525xd,525xi,528i,528xi,530Li,530d,530i,530xd,530xi,535d,535i,535xi,540i,545i,550i,M5	2003-2016	DME Digital Motor Electronics	√	√	√	√	√	√
5 Series_E60/E61	520Li,520d,520i,523Li,523i,525Li,525d,525i,525xd,525xi,528i,528xi,530Li,530d,530i,530xd,530xi,535d,535i,535xi,540i,545i,550i,M5	2003-2016	DME Motor Electronics	√	√	√	√	√	√
5 Series_E60/E61	520Li,520d,520i,523Li,523i,525Li,525d,525i,525xd,525xi,528i,528xi,530Li,530d,530i,530xd,530xi,535d,535i,535xi,540i,545i,550i,M5	2003-2016	DME/DDE (Motor/Diesel Electronics)	√	√	√	√	√	√
5 Series_E60/E61	520Li,520d,520i,523Li,523i,525Li,525d,525i,525xd,525xi,528i,528xi,530Li,530d,530i,530xd,530xi,535d,535i,535xi,540i,545i,550i,M5	2003-2016	DME/DDE Motor Electronics	√	√	√	√	√	√



5 Series_E60/E61	520Li,520d,520i,523Li,523i,525Li,525d,525i,525xd,525xi,528i,528xi,530Li,530d,530i,530xd,530xi,535d,535i,535xi,540i,545i,550i,M5	2003-2016	DME2/DME2 Digital motor electronics 2	√	√	√	√	√	√
5 Series_E60/E61	520Li,520d,520i,523Li,523i,525Li,525d,525i,525xd,525xi,528i,528xi,530Li,530d,530i,530xd,530xi,535d,535i,535xi,540i,545i,550i,M5	2003-2016	DSC Dynamic Stability Control	√	√	√	√	√	√
5 Series_E60/E61	520Li,520d,520i,523Li,523i,525Li,525d,525i,525xd,525xi,528i,528xi,530Li,530d,530i,530xd,530xi,535d,535i,535xi,540i,545i,550i,M5	2003-2016	DSC(Bosch)Dynamic Stability Control	√	√	√	√	√	√
5 Series_E60/E61	520Li,520d,520i,523Li,523i,525Li,525d,525i,525xd,525xi,528i,528xi,530Li,530d,530i,530xd,530xi,535d,535i,535xi,540i,545i,550i,M5	2003-2016	DSP Digital Sound Processor						
5 Series_E60/E61	520Li,520d,520i,523Li,523i,525Li,525d,525i,525xd,525xi,528i,528xi,530Li,530d,530i,530xd,530xi,535d,535i,535xi,540i,545i,550i,M5	2003-2016	DVD CD Changer	√	√	√	√		
5 Series_E60/E61	520Li,520d,520i,523Li,523i,525Li,525d,525i,525xd,525xi,528i,528xi,530Li,530d,530i,530xd,530xi,535d,535i,535xi,540i,545i,550i,M5	2003-2016	DVD-C DVD changer	√	√	√	√	√	√
5 Series_E60/E61	520Li,520d,520i,523Li,523i,525Li,525d,525i,525xd,525xi,528i,528xi,530Li,530d,530i,530xd,530xi,535d,535i,535xi,540i,545i,550i,M5	2003-2016	DVDC DVD Changer	√	√	√	√	√	√

5 Series_E60/E61	520Li,520d,520i,523Li,523i,525Li,525d,525i,525xd,525xi,528i,528xi,530Li,530d,530i,530xd,530xi,535d,535i,535xi,540i,545i,550i,M5	2003-2016	DWA antitheft alarm system	√	√	√	√	√	√
5 Series_E60/E61	520Li,520d,520i,523Li,523i,525Li,525d,525i,525xd,525xi,528i,528xi,530Li,530d,530i,530xd,530xi,535d,535i,535xi,540i,545i,550i,M5	2003-2016	EDC Damper Control	√	√	√	√	√	√
5 Series_E60/E61	520Li,520d,520i,523Li,523i,525Li,525d,525i,525xd,525xi,528i,528xi,530Li,530d,530i,530xd,530xi,535d,535i,535xi,540i,545i,550i,M5	2003-2016	EDC Electronic Damper Control	√	√	√	√	√	√
5 Series_E60/E61	520Li,520d,520i,523Li,523i,525Li,525d,525i,525xd,525xi,528i,528xi,530Li,530d,530i,530xd,530xi,535d,535i,535xi,540i,545i,550i,M5	2003-2016	EDCSHL Damper satellite, rear left	√	√	√	√	√	√
5 Series_E60/E61	520Li,520d,520i,523Li,523i,525Li,525d,525i,525xd,525xi,528i,528xi,530Li,530d,530i,530xd,530xi,535d,535i,535xi,540i,545i,550i,M5	2003-2016	EDCSHR Damper satellite, rear right	√	√	√	√	√	√
5 Series_E60/E61	520Li,520d,520i,523Li,523i,525Li,525d,525i,525xd,525xi,528i,528xi,530Li,530d,530i,530xd,530xi,535d,535i,535xi,540i,545i,550i,M5	2003-2016	EDCSVL Damper satellite, front left	√	√	√	√	√	√
5 Series_E60/E61	520Li,520d,520i,523Li,523i,525Li,525d,525i,525xd,525xi,528i,528xi,530Li,530d,530i,530xd,530xi,535d,535i,535xi,540i,545i,550i,M5	2003-2016	EDCSVR Damper satellite, front right	√	√	√	√	√	√

5 Series_E60/E61	520Li,520d,520i,523Li,523i,525Li,525d,525i,525xd,525xi,528i,528xi,530Li,530d,530i,530xd,530xi,535d,535i,535xi,540i,545i,550i,M5	2003-2016	EGS 6HPTU transmission control	√	√	√	√	√	√
5 Series_E60/E61	520Li,520d,520i,523Li,523i,525Li,525d,525i,525xd,525xi,528i,528xi,530Li,530d,530i,530xd,530xi,535d,535i,535xi,540i,545i,550i,M5	2003-2016	EGS transmission management	√	√	√	√	√	√
5 Series_E60/E61	520Li,520d,520i,523Li,523i,525Li,525d,525i,525xd,525xi,528i,528xi,530Li,530d,530i,530xd,530xi,535d,535i,535xi,540i,545i,550i,M5	2003-2016	EHC Electronic Height Control	√	√	√	√	√	√
5 Series_E60/E61	520Li,520d,520i,523Li,523i,525Li,525d,525i,525xd,525xi,528i,528xi,530Li,530d,530i,530xd,530xi,535d,535i,535xi,540i,545i,550i,M5	2003-2016	EHC Electronic Ride-Height Control	√	√	√	√	√	√
5 Series_E60/E61	520Li,520d,520i,523Li,523i,525Li,525d,525i,525xd,525xi,528i,528xi,530Li,530d,530i,530xd,530xi,535d,535i,535xi,540i,545i,550i,M5	2003-2016	EHC Ride level(Height) Control	√	√	√	√	√	√
5 Series_E60/E61	520Li,520d,520i,523Li,523i,525Li,525d,525i,525xd,525xi,528i,528xi,530Li,530d,530i,530xd,530xi,535d,535i,535xi,540i,545i,550i,M5	2003-2016	EHC/EHC2 (Electronic ride-level control)	√	√	√	√	√	√
5 Series_E60/E61	520Li,520d,520i,523Li,523i,525Li,525d,525i,525xd,525xi,528i,528xi,530Li,530d,530i,530xd,530xi,535d,535i,535xi,540i,545i,550i,M5	2003-2016	EHPS Electro-hydraulic steering assistance	√	√	√	√	√	√

5 Series_E60/E61	520Li,520d,520i,523Li,523i,525Li,525d,525i,525xd,525xi,528i,528xi,530Li,530d,530i,530xd,530xi,535d,535i,535xi,540i,545i,550i,M5	2003-2016	EKP Fuel pump	√	√	√	√	√	√
5 Series_E60/E61	520Li,520d,520i,523Li,523i,525Li,525d,525i,525xd,525xi,528i,528xi,530Li,530d,530i,530xd,530xi,535d,535i,535xi,540i,545i,550i,M5	2003-2016	EKPS Fuel pump	√	√	√	√	√	√
5 Series_E60/E61	520Li,520d,520i,523Li,523i,525Li,525d,525i,525xd,525xi,528i,528xi,530Li,530d,530i,530xd,530xi,535d,535i,535xi,540i,545i,550i,M5	2003-2016	EKPS Fuel-pump control	√	√	√	√	√	√
5 Series_E60/E61	520Li,520d,520i,523Li,523i,525Li,525d,525i,525xd,525xi,528i,528xi,530Li,530d,530i,530xd,530xi,535d,535i,535xi,540i,545i,550i,M5	2003-2016	EMF Parking brake	√	√	√	√	√	√
5 Series_E60/E61	520Li,520d,520i,523Li,523i,525Li,525d,525i,525xd,525xi,528i,528xi,530Li,530d,530i,530xd,530xi,535d,535i,535xi,540i,545i,550i,M5	2003-2016	EML Electronic engine-power control	√	√	√			
5 Series_E60/E61	520Li,520d,520i,523Li,523i,525Li,525d,525i,525xd,525xi,528i,528xi,530Li,530d,530i,530xd,530xi,535d,535i,535xi,540i,545i,550i,M5	2003-2016	EPS Electronic Power Steering	√	√	√	√	√	√
5 Series_E60/E61	520Li,520d,520i,523Li,523i,525Li,525d,525i,525xd,525xi,528i,528xi,530Li,530d,530i,530xd,530xi,535d,535i,535xi,540i,545i,550i,M5	2003-2016	EWS Electronic immobilizer	√	√	√	√		

5 Series_E60/E61	520Li,520d,520i,523Li,523i,525Li,525d,525i,525xd,525xi,528i,528xi,530Li,530d,530i,530xd,530xi,535d,535i,535xi,540i,545i,550i,M5	2003-2016	EWS Vehicle immobilizer	√	√	√	√		
5 Series_E60/E61	520Li,520d,520i,523Li,523i,525Li,525d,525i,525xd,525xi,528i,528xi,530Li,530d,530i,530xd,530xi,535d,535i,535xi,540i,545i,550i,M5	2003-2016	FBI Flexible Bus Interface	√	√	√	√		
5 Series_E60/E61	520Li,520d,520i,523Li,523i,525Li,525d,525i,525xd,525xi,528i,528xi,530Li,530d,530i,530xd,530xi,535d,535i,535xi,540i,545i,550i,M5	2003-2016	FBZM Rear compartment,controlcenter,center console	√	√	√	√	√	√
5 Series_E60/E61	520Li,520d,520i,523Li,523i,525Li,525d,525i,525xd,525xi,528i,528xi,530Li,530d,530i,530xd,530xi,535d,535i,535xi,540i,545i,550i,M5	2003-2016	FCON Rear compartment controller	√	√	√	√	√	√
5 Series_E60/E61	520Li,520d,520i,523Li,523i,525Li,525d,525i,525xd,525xi,528i,528xi,530Li,530d,530i,530xd,530xi,535d,535i,535xi,540i,545i,550i,M5	2003-2016	FD Rear-cabin display	√	√	√	√		
5 Series_E60/E61	520Li,520d,520i,523Li,523i,525Li,525d,525i,525xd,525xi,528i,528xi,530Li,530d,530i,530xd,530xi,535d,535i,535xi,540i,545i,550i,M5	2003-2016	FD Rear-compartment display	√	√	√	√	√	√
5 Series_E60/E61	520Li,520d,520i,523Li,523i,525Li,525d,525i,525xd,525xi,528i,528xi,530Li,530d,530i,530xd,530xi,535d,535i,535xi,540i,545i,550i,M5	2003-2016	FD2 Rear-compartment display2	√	√	√	√	√	√

5 Series_E60/E61	520Li,520d,520i,523Li,523i,525Li,525d,525i,525xd,525xi,528i,528xi,530Li,530d,530i,530xd,530xi,535d,535i,535xi,540i,545i,550i,M5	2003-2016	FID Read-compartment information display	√	√	√			
5 Series_E60/E61	520Li,520d,520i,523Li,523i,525Li,525d,525i,525xd,525xi,528i,528xi,530Li,530d,530i,530xd,530xi,535d,535i,535xi,540i,545i,550i,M5	2003-2016	FKA Rear heater/air conditioning	√	√	√	√	√	√
5 Series_E60/E61	520Li,520d,520i,523Li,523i,525Li,525d,525i,525xd,525xi,528i,528xi,530Li,530d,530i,530xd,530xi,535d,535i,535xi,540i,545i,550i,M5	2003-2016	FKA Rear-cabin automatic A/C	√	√	√	√	√	√
5 Series_E60/E61	520Li,520d,520i,523Li,523i,525Li,525d,525i,525xd,525xi,528i,528xi,530Li,530d,530i,530xd,530xi,535d,535i,535xi,540i,545i,550i,M5	2003-2016	FKA Rear-compartment air conditioning	√	√	√	√	√	√
5 Series_E60/E61	520Li,520d,520i,523Li,523i,525Li,525d,525i,525xd,525xi,528i,528xi,530Li,530d,530i,530xd,530xi,535d,535i,535xi,540i,545i,550i,M5	2003-2016	FLA High Beam Assist	√	√	√	√	√	√
5 Series_E60/E61	520Li,520d,520i,523Li,523i,525Li,525d,525i,525xd,525xi,528i,528xi,530Li,530d,530i,530xd,530xi,535d,535i,535xi,540i,545i,550i,M5	2003-2016	FRM Footwell module	√	√	√	√	√	√
5 Series_E60/E61	520Li,520d,520i,523Li,523i,525Li,525d,525i,525xd,525xi,528i,528xi,530Li,530d,530i,530xd,530xi,535d,535i,535xi,540i,545i,550i,M5	2003-2016	FRM/FRM2 Footwell module	√	√	√	√	√	√

5 Series_E60/E61	520Li,520d,520i,523Li,523i,525Li,525d,525i,525xd,525xi,528i,528xi,530Li,530d,530i,530xd,530xi,535d,535i,535xi,540i,545i,550i,M5	2003-2016	FRM2 Footwell module 2	√	√	√	√	√	√
5 Series_E60/E61	520Li,520d,520i,523Li,523i,525Li,525d,525i,525xd,525xi,528i,528xi,530Li,530d,530i,530xd,530xi,535d,535i,535xi,540i,545i,550i,M5	2003-2016	FZD Function centre,roof	√	√	√	√	√	√
5 Series_E60/E61	520Li,520d,520i,523Li,523i,525Li,525d,525i,525xd,525xi,528i,528xi,530Li,530d,530i,530xd,530xi,535d,535i,535xi,540i,545i,550i,M5	2003-2016	GR Cruise control	√	√	√			
5 Series_E60/E61	520Li,520d,520i,523Li,523i,525Li,525d,525i,525xd,525xi,528i,528xi,530Li,530d,530i,530xd,530xi,535d,535i,535xi,540i,545i,550i,M5	2003-2016	GWS Gear selector switch	√	√	√	√	√	√
5 Series_E60/E61	520Li,520d,520i,523Li,523i,525Li,525d,525i,525xd,525xi,528i,528xi,530Li,530d,530i,530xd,530xi,535d,535i,535xi,540i,545i,550i,M5	2003-2016	HKL Rear-lid lift	√	√	√	√	√	√
5 Series_E60/E61	520Li,520d,520i,523Li,523i,525Li,525d,525i,525xd,525xi,528i,528xi,530Li,530d,530i,530xd,530xi,535d,535i,535xi,540i,545i,550i,M5	2003-2016	HKL Rear-lid module X	√	√	√	√		
5 Series_E60/E61	520Li,520d,520i,523Li,523i,525Li,525d,525i,525xd,525xi,528i,528xi,530Li,530d,530i,530xd,530xi,535d,535i,535xi,540i,545i,550i,M5	2003-2016	ICM Integrated Chassis Management	√	√	√	√	√	√

5 Series_E60/E61	520Li,520d,520i,523Li,523i,525Li,525d,525i,525xd,525xi,528i,528xi,530Li,530d,530i,530xd,530xi,535d,535i,535xi,540i,545i,550i,M5	2003-2016	ICM Integronic Power Steering	√	√	√	√	√	√
5 Series_E60/E61	520Li,520d,520i,523Li,523i,525Li,525d,525i,525xd,525xi,528i,528xi,530Li,530d,530i,530xd,530xi,535d,535i,535xi,540i,545i,550i,M5	2003-2016	IHKA Heater/automatic A/C control	√	√	√	√	√	√
5 Series_E60/E61	520Li,520d,520i,523Li,523i,525Li,525d,525i,525xd,525xi,528i,528xi,530Li,530d,530i,530xd,530xi,535d,535i,535xi,540i,545i,550i,M5	2003-2016	IHKA Integrated automatic heating/air conditioning	√	√	√	√	√	√
5 Series_E60/E61	520Li,520d,520i,523Li,523i,525Li,525d,525i,525xd,525xi,528i,528xi,530Li,530d,530i,530xd,530xi,535d,535i,535xi,540i,545i,550i,M5	2003-2016	IHKA Integrated heating /air conditioning	√	√	√	√	√	√
5 Series_E60/E61	520Li,520d,520i,523Li,523i,525Li,525d,525i,525xd,525xi,528i,528xi,530Li,530d,530i,530xd,530xi,535d,535i,535xi,540i,545i,550i,M5	2003-2016	IHKA/IHKR Integrated heating/air conditioning	√	√	√	√	√	√
5 Series_E60/E61	520Li,520d,520i,523Li,523i,525Li,525d,525i,525xd,525xi,528i,528xi,530Li,530d,530i,530xd,530xi,535d,535i,535xi,540i,545i,550i,M5	2003-2016	IHKS Integrated heating/air-conditioning control	√	√	√	√	√	√
5 Series_E60/E61	520Li,520d,520i,523Li,523i,525Li,525d,525i,525xd,525xi,528i,528xi,530Li,530d,530i,530xd,530xi,535d,535i,535xi,540i,545i,550i,M5	2003-2016	IHS Heater control	√	√	√	√	√	√



5 Series_E60/E61	520Li,520d,520i,523Li,523i,525Li,525d,525i,525xd,525xi,528i,528xi,530Li,530d,530i,530xd,530xi,535d,535i,535xi,540i,545i,550i,M5	2003-2016	INSTR Instrumint cluster	√	√	√	√	√	√
5 Series_E60/E61	520Li,520d,520i,523Li,523i,525Li,525d,525i,525xd,525xi,528i,528xi,530Li,530d,530i,530xd,530xi,535d,535i,535xi,540i,545i,550i,M5	2003-2016	JBE Junction-box electronics	√	√	√	√	√	√
5 Series_E60/E61	520Li,520d,520i,523Li,523i,525Li,525d,525i,525xd,525xi,528i,528xi,530Li,530d,530i,530xd,530xi,535d,535i,535xi,540i,545i,550i,M5	2003-2016	JBE2 Junction Box electronics 2	√	√	√	√	√	√
5 Series_E60/E61	520Li,520d,520i,523Li,523i,525Li,525d,525i,525xd,525xi,528i,528xi,530Li,530d,530i,530xd,530xi,535d,535i,535xi,540i,545i,550i,M5	2003-2016	JNAV Navigation system,Japan	√	√	√	√	√	√
5 Series_E60/E61	520Li,520d,520i,523Li,523i,525Li,525d,525i,525xd,525xi,528i,528xi,530Li,530d,530i,530xd,530xi,535d,535i,535xi,540i,545i,550i,M5	2003-2016	KBM Body basic module	√	√	√	√	√	√
5 Series_E60/E61	520Li,520d,520i,523Li,523i,525Li,525d,525i,525xd,525xi,528i,528xi,530Li,530d,530i,530xd,530xi,535d,535i,535xi,540i,545i,550i,M5	2003-2016	KGM Body Gateway Module	√	√	√	√	√	√
5 Series_E60/E61	520Li,520d,520i,523Li,523i,525Li,525d,525i,525xd,525xi,528i,528xi,530Li,530d,530i,530xd,530xi,535d,535i,535xi,540i,545i,550i,M5	2003-2016	KHI Headphones interface	√	√	√	√	√	√

5 Series_E60/E61	520Li,520d,520i,523Li,523i,525Li,525d,525i,525xd,525xi,528i,528xi,530Li,530d,530i,530xd,530xi,535d,535i,535xi,540i,545i,550i,M5	2003-2016	KNAV Navigation system,Korea	√	√	√	√	√	√
5 Series_E60/E61	520Li,520d,520i,523Li,523i,525Li,525d,525i,525xd,525xi,528i,528xi,530Li,530d,530i,530xd,530xi,535d,535i,535xi,540i,545i,550i,M5	2003-2016	KOM Instrument cluster	√	√	√	√	√	√
5 Series_E60/E61	520Li,520d,520i,523Li,523i,525Li,525d,525i,525xd,525xi,528i,528xi,530Li,530d,530i,530xd,530xi,535d,535i,535xi,540i,545i,550i,M5	2003-2016	KOM/IKE/IKI/INSTR(Instrument cluster)	√	√	√	√	√	√
5 Series_E60/E61	520Li,520d,520i,523Li,523i,525Li,525d,525i,525xd,525xi,528i,528xi,530Li,530d,530i,530xd,530xi,535d,535i,535xi,540i,545i,550i,M5	2003-2016	KOMBI2 additional Instruments						
5 Series_E60/E61	520Li,520d,520i,523Li,523i,525Li,525d,525i,525xd,525xi,528i,528xi,530Li,530d,530i,530xd,530xi,535d,535i,535xi,540i,545i,550i,M5	2003-2016	LEW Steering-angle sensor	√	√	√	√		
5 Series_E60/E61	520Li,520d,520i,523Li,523i,525Li,525d,525i,525xd,525xi,528i,528xi,530Li,530d,530i,530xd,530xi,535d,535i,535xi,540i,545i,550i,M5	2003-2016	LEW/LWS (Steering angle sensor)	√	√	√	√		
5 Series_E60/E61	520Li,520d,520i,523Li,523i,525Li,525d,525i,525xd,525xi,528i,528xi,530Li,530d,530i,530xd,530xi,535d,535i,535xi,540i,545i,550i,M5	2003-2016	LM Lights Module	√	√	√	√	√	√

5 Series_E60/E61	520Li,520d,520i,523Li,523i,525Li,525d,525i,525xd,525xi,528i,528xi,530Li,530d,530i,530xd,530xi,535d,535i,535xi,540i,545i,550i,M5	2003-2016	LM Lights module 2	√	√	√	√	√	√
5 Series_E60/E61	520Li,520d,520i,523Li,523i,525Li,525d,525i,525xd,525xi,528i,528xi,530Li,530d,530i,530xd,530xi,535d,535i,535xi,540i,545i,550i,M5	2003-2016	LM2 Lights module 2	√	√	√	√	√	√
5 Series_E60/E61	520Li,520d,520i,523Li,523i,525Li,525d,525i,525xd,525xi,528i,528xi,530Li,530d,530i,530xd,530xi,535d,535i,535xi,540i,545i,550i,M5	2003-2016	LRA Automatic headlight vertical aim control	√	√	√			
5 Series_E60/E61	520Li,520d,520i,523Li,523i,525Li,525d,525i,525xd,525xi,528i,528xi,530Li,530d,530i,530xd,530xi,535d,535i,535xi,540i,545i,550i,M5	2003-2016	LRA Headlight vertical aim control	√	√	√	√	√	√
5 Series_E60/E61	520Li,520d,520i,523Li,523i,525Li,525d,525i,525xd,525xi,528i,528xi,530Li,530d,530i,530xd,530xi,535d,535i,535xi,540i,545i,550i,M5	2003-2016	LRR Long Range Radar	√	√	√			
5 Series_E60/E61	520Li,520d,520i,523Li,523i,525Li,525d,525i,525xd,525xi,528i,528xi,530Li,530d,530i,530xd,530xi,535d,535i,535xi,540i,545i,550i,M5	2003-2016	LSZ/LCM (Lights switching center)	√	√	√	√	√	√
5 Series_E60/E61	520Li,520d,520i,523Li,523i,525Li,525d,525i,525xd,525xi,528i,528xi,530Li,530d,530i,530xd,530xi,535d,535i,535xi,540i,545i,550i,M5	2003-2016	M-ASK-BO User interface	√	√	√	√	√	√

5 Series_E60/E61	520Li,520d,520i,523Li,523i,525Li,525d,525i,525xd,525xi,528i,528xi,530Li,530d,530i,530xd,530xi,535d,535i,535xi,540i,545i,550i,M5	2003-2016	M-ASK-GW Gateway	√	√	√	√	√	√
5 Series_E60/E61	520Li,520d,520i,523Li,523i,525Li,525d,525i,525xd,525xi,528i,528xi,530Li,530d,530i,530xd,530xi,535d,535i,535xi,540i,545i,550i,M5	2003-2016	M-ASK-NAV Navigation system	√	√	√	√	√	√
5 Series_E60/E61	520Li,520d,520i,523Li,523i,525Li,525d,525i,525xd,525xi,528i,528xi,530Li,530d,530i,530xd,530xi,535d,535i,535xi,540i,545i,550i,M5	2003-2016	MFL Multifunction steering wheel I	√	√	√	√		
5 Series_E60/E61	520Li,520d,520i,523Li,523i,525Li,525d,525i,525xd,525xi,528i,528xi,530Li,530d,530i,530xd,530xi,535d,535i,535xi,540i,545i,550i,M5	2003-2016	MID Multi Information Display	√	√	√			
5 Series_E60/E61	520Li,520d,520i,523Li,523i,525Li,525d,525i,525xd,525xi,528i,528xi,530Li,530d,530i,530xd,530xi,535d,535i,535xi,540i,545i,550i,M5	2003-2016	MPM Micro-power module	√	√	√	√	√	√
5 Series_E60/E61	520Li,520d,520i,523Li,523i,525Li,525d,525i,525xd,525xi,528i,528xi,530Li,530d,530i,530xd,530xi,535d,535i,535xi,540i,545i,550i,M5	2003-2016	MRS Multiple Restraint System	√	√	√	√		
5 Series_E60/E61	520Li,520d,520i,523Li,523i,525Li,525d,525i,525xd,525xi,528i,528xi,530Li,530d,530i,530xd,530xi,535d,535i,535xi,540i,545i,550i,M5	2003-2016	MRS/AirBag (Multiple Restraint System)	√	√	√			

5 Series_E60/E61	520Li,520d,520i,523Li,523i,525Li,525d,525i,525xd,525xi,528i,528xi,530Li,530d,530i,530xd,530xi,535d,535i,535xi,540i,545i,550i,M5	2003-2016	MRS/AirBag(Multiple Restraint System)	√	√	√			
5 Series_E60/E61	520Li,520d,520i,523Li,523i,525Li,525d,525i,525xd,525xi,528i,528xi,530Li,530d,530i,530xd,530xi,535d,535i,535xi,540i,545i,550i,M5	2003-2016	MRS/AirBag/SIM (Multiple Restraint System)	√	√	√	√	√	√
5 Series_E60/E61	520Li,520d,520i,523Li,523i,525Li,525d,525i,525xd,525xi,528i,528xi,530Li,530d,530i,530xd,530xi,535d,535i,535xi,540i,545i,550i,M5	2003-2016	NAV Navigation computer	√	√	√	√		
5 Series_E60/E61	520Li,520d,520i,523Li,523i,525Li,525d,525i,525xd,525xi,528i,528xi,530Li,530d,530i,530xd,530xi,535d,535i,535xi,540i,545i,550i,M5	2003-2016	NAV Navigation computer, Europe	√	√	√	√		
5 Series_E60/E61	520Li,520d,520i,523Li,523i,525Li,525d,525i,525xd,525xi,528i,528xi,530Li,530d,530i,530xd,530xi,535d,535i,535xi,540i,545i,550i,M5	2003-2016	NAV Navigation system	√	√	√	√	√	√
5 Series_E60/E61	520Li,520d,520i,523Li,523i,525Li,525d,525i,525xd,525xi,528i,528xi,530Li,530d,530i,530xd,530xi,535d,535i,535xi,540i,545i,550i,M5	2003-2016	NVE Night Vision Electronics	√	√	√	√	√	√
5 Series_E60/E61	520Li,520d,520i,523Li,523i,525Li,525d,525i,525xd,525xi,528i,528xi,530Li,530d,530i,530xd,530xi,535d,535i,535xi,540i,545i,550i,M5	2003-2016	NVK Night vision camera	√	√	√	√	√	√

5 Series_E60/E61	520Li,520d,520i,523Li,523i,525Li,525d,525i,525xd,525xi,528i,528xi,530Li,530d,530i,530xd,530xi,535d,535i,535xi,540i,545i,550i,M5	2003-2016	PDC Park Distance Control	√	√	√	√	√	√
5 Series_E60/E61	520Li,520d,520i,523Li,523i,525Li,525d,525i,525xd,525xi,528i,528xi,530Li,530d,530i,530xd,530xi,535d,535i,535xi,540i,545i,550i,M5	2003-2016	PM Power module	√	√	√	√	√	√
5 Series_E60/E61	520Li,520d,520i,523Li,523i,525Li,525d,525i,525xd,525xi,528i,528xi,530Li,530d,530i,530xd,530xi,535d,535i,535xi,540i,545i,550i,M5	2003-2016	QMVHL Lateral-moment distribution, rear axle	√	√	√	√	√	√
5 Series_E60/E61	520Li,520d,520i,523Li,523i,525Li,525d,525i,525xd,525xi,528i,528xi,530Li,530d,530i,530xd,530xi,535d,535i,535xi,540i,545i,550i,M5	2003-2016	RAD Radio	√	√	√	√	√	√
5 Series_E60/E61	520Li,520d,520i,523Li,523i,525Li,525d,525i,525xd,525xi,528i,528xi,530Li,530d,530i,530xd,530xi,535d,535i,535xi,540i,545i,550i,M5	2003-2016	RAD2-BO User interface	√	√	√	√	√	√
5 Series_E60/E61	520Li,520d,520i,523Li,523i,525Li,525d,525i,525xd,525xi,528i,528xi,530Li,530d,530i,530xd,530xi,535d,535i,535xi,540i,545i,550i,M5	2003-2016	RAD2-GW Gateway	√	√	√	√		
5 Series_E60/E61	520Li,520d,520i,523Li,523i,525Li,525d,525i,525xd,525xi,528i,528xi,530Li,530d,530i,530xd,530xi,535d,535i,535xi,540i,545i,550i,M5	2003-2016	RAD2-GW Gateway	√	√	√	√	√	√

5 Series_E60/E61	520Li,520d,520i,523Li,523i,525Li,525d,525i,525xd,525xi,528i,528xi,530Li,530d,530i,530xd,530xi,535d,535i,535xi,540i,545i,550i,M5	2003-2016	RDC Tire pressure control	√	√	√	√		
5 Series_E60/E61	520Li,520d,520i,523Li,523i,525Li,525d,525i,525xd,525xi,528i,528xi,530Li,530d,530i,530xd,530xi,535d,535i,535xi,540i,545i,550i,M5	2003-2016	RDC/RDW Tyre pressure check	√	√	√	√		
5 Series_E60/E61	520Li,520d,520i,523Li,523i,525Li,525d,525i,525xd,525xi,528i,528xi,530Li,530d,530i,530xd,530xi,535d,535i,535xi,540i,545i,550i,M5	2003-2016	RFK Reversing camera	√	√	√	√	√	√
5 Series_E60/E61	520Li,520d,520i,523Li,523i,525Li,525d,525i,525xd,525xi,528i,528xi,530Li,530d,530i,530xd,530xi,535d,535i,535xi,540i,545i,550i,M5	2003-2016	RLS Rain/Light Sensor	√	√	√	√		
5 Series_E60/E61	520Li,520d,520i,523Li,523i,525Li,525d,525i,525xd,525xi,528i,528xi,530Li,530d,530i,530xd,530xi,535d,535i,535xi,540i,545i,550i,M5	2003-2016	RLS/AIC (Rain/Light Sensor/Automatic interval Control)	√	√	√	√		
5 Series_E60/E61	520Li,520d,520i,523Li,523i,525Li,525d,525i,525xd,525xi,528i,528xi,530Li,530d,530i,530xd,530xi,535d,535i,535xi,540i,545i,550i,M5	2003-2016	RLSS Rain/light solar sensor	√	√	√	√	√	√
5 Series_E60/E61	520Li,520d,520i,523Li,523i,525Li,525d,525i,525xd,525xi,528i,528xi,530Li,530d,530i,530xd,530xi,535d,535i,535xi,540i,545i,550i,M5	2003-2016	RLSS Solar Rain/Light Sensor	√	√	√	√	√	√

5 Series_E60/E61	520Li,520d,520i,523Li,523i,525Li,525d,525i,525xd,525xi,528i,528xi,530Li,530d,530i,530xd,530xi,535d,535i,535xi,540i,545i,550i,M5	2003-2016	RSE Rear Seat Entertainment	√	√	√	√	√	√
5 Series_E60/E61	520Li,520d,520i,523Li,523i,525Li,525d,525i,525xd,525xi,528i,528xi,530Li,530d,530i,530xd,530xi,535d,535i,535xi,540i,545i,550i,M5	2003-2016	RSE Rear seat entertainment	√	√	√	√	√	√
5 Series_E60/E61	520Li,520d,520i,523Li,523i,525Li,525d,525i,525xd,525xi,528i,528xi,530Li,530d,530i,530xd,530xi,535d,535i,535xi,540i,545i,550i,M5	2003-2016	SASL Satellite,A-pillar,left	√	√	√	√		
5 Series_E60/E61	520Li,520d,520i,523Li,523i,525Li,525d,525i,525xd,525xi,528i,528xi,530Li,530d,530i,530xd,530xi,535d,535i,535xi,540i,545i,550i,M5	2003-2016	SASR Satellite,A-pillar,right	√	√	√	√		
5 Series_E60/E61	520Li,520d,520i,523Li,523i,525Li,525d,525i,525xd,525xi,528i,528xi,530Li,530d,530i,530xd,530xi,535d,535i,535xi,540i,545i,550i,M5	2003-2016	SBSL Satellite,B-pillar,left	√	√	√	√		
5 Series_E60/E61	520Li,520d,520i,523Li,523i,525Li,525d,525i,525xd,525xi,528i,528xi,530Li,530d,530i,530xd,530xi,535d,535i,535xi,540i,545i,550i,M5	2003-2016	SBSR Satellite,B-pillar,right	√	√	√	√		
5 Series_E60/E61	520Li,520d,520i,523Li,523i,525Li,525d,525i,525xd,525xi,528i,528xi,530Li,530d,530i,530xd,530xi,535d,535i,535xi,540i,545i,550i,M5	2003-2016	SBSR Satellite,B-pillar,right	√	√	√	√	√	√



5 Series_E60/E61	520Li,520d,520i,523Li,523i,525Li,525d,525i,525xd,525xi,528i,528xi,530Li,530d,530i,530xd,530xi,535d,535i,535xi,540i,545i,550i,M5	2003-2016	SDARS Satellite tuner (US)	√	√	√	√	√	√
5 Series_E60/E61	520Li,520d,520i,523Li,523i,525Li,525d,525i,525xd,525xi,528i,528xi,530Li,530d,530i,530xd,530xi,535d,535i,535xi,540i,545i,550i,M5	2003-2016	SEC1 Supplementary control unit 1	√	√	√			
5 Series_E60/E61	520Li,520d,520i,523Li,523i,525Li,525d,525i,525xd,525xi,528i,528xi,530Li,530d,530i,530xd,530xi,535d,535i,535xi,540i,545i,550i,M5	2003-2016	SEC2 Supplementary control unit 2	√	√	√			
5 Series_E60/E61	520Li,520d,520i,523Li,523i,525Li,525d,525i,525xd,525xi,528i,528xi,530Li,530d,530i,530xd,530xi,535d,535i,535xi,540i,545i,550i,M5	2003-2016	SFZ Satellite vehicle center	√	√	√	√		
5 Series_E60/E61	520Li,520d,520i,523Li,523i,525Li,525d,525i,525xd,525xi,528i,528xi,530Li,530d,530i,530xd,530xi,535d,535i,535xi,540i,545i,550i,M5	2003-2016	SG-FD Control unit,rear-compartment display	√	√	√	√		
5 Series_E60/E61	520Li,520d,520i,523Li,523i,525Li,525d,525i,525xd,525xi,528i,528xi,530Li,530d,530i,530xd,530xi,535d,535i,535xi,540i,545i,550i,M5	2003-2016	SG-FD-GW Control unit,rear-compartment display(gateway)	√	√	√	√	√	√
5 Series_E60/E61	520Li,520d,520i,523Li,523i,525Li,525d,525i,525xd,525xi,528i,528xi,530Li,530d,530i,530xd,530xi,535d,535i,535xi,540i,545i,550i,M5	2003-2016	SGM-SIM Safety and Gateway Module(SIM)	√	√	√	√	√	√

5 Series_E60/E61	520Li,520d,520i,523Li,523i,525Li,525d,525i,525xd,525xi,528i,528xi,530Li,530d,530i,530xd,530xi,535d,535i,535xi,540i,545i,550i,M5	2003-2016	SGM-ZGM Safety and Gateway Module(ZGM)	√	√	√			
5 Series_E60/E61	520Li,520d,520i,523Li,523i,525Li,525d,525i,525xd,525xi,528i,528xi,530Li,530d,530i,530xd,530xi,535d,535i,535xi,540i,545i,550i,M5	2003-2016	SHD Slide/tilt sunroof 2	√	√	√	√	√	√
5 Series_E60/E61	520Li,520d,520i,523Li,523i,525Li,525d,525i,525xd,525xi,528i,528xi,530Li,530d,530i,530xd,530xi,535d,535i,535xi,540i,545i,550i,M5	2003-2016	SHD Sliding/tilting sunroof	√	√	√	√	√	√
5 Series_E60/E61	520Li,520d,520i,523Li,523i,525Li,525d,525i,525xd,525xi,528i,528xi,530Li,530d,530i,530xd,530xi,535d,535i,535xi,540i,545i,550i,M5	2003-2016	SHD Sliding/tilting sunroof module	√	√	√	√	√	√
5 Series_E60/E61	520Li,520d,520i,523Li,523i,525Li,525d,525i,525xd,525xi,528i,528xi,530Li,530d,530i,530xd,530xi,535d,535i,535xi,540i,545i,550i,M5	2003-2016	SHD Sliding/tilting sunroof	√	√	√			
5 Series_E60/E61	520Li,520d,520i,523Li,523i,525Li,525d,525i,525xd,525xi,528i,528xi,530Li,530d,530i,530xd,530xi,535d,535i,535xi,540i,545i,550i,M5	2003-2016	SHZH Independent/auxiliary heater	√	√	√	√	√	√
5 Series_E60/E61	520Li,520d,520i,523Li,523i,525Li,525d,525i,525xd,525xi,528i,528xi,530Li,530d,530i,530xd,530xi,535d,535i,535xi,540i,545i,550i,M5	2003-2016	SIM Safety and information module	√	√	√	√	√	√

5 Series_E60/E61	520Li,520d,520i,523Li,523i,525Li,525d,525i,525xd,525xi,528i,528xi,530Li,530d,530i,530xd,530xi,535d,535i,535xi,540i,545i,550i,M5	2003-2016	SINE Siren and tilt sensor	√	√	√	√		
5 Series_E60/E61	520Li,520d,520i,523Li,523i,525Li,525d,525i,525xd,525xi,528i,528xi,530Li,530d,530i,530xd,530xi,535d,535i,535xi,540i,545i,550i,M5	2003-2016	SINE Siren with tilt sensor	√	√	√	√	√	√
5 Series_E60/E61	520Li,520d,520i,523Li,523i,525Li,525d,525i,525xd,525xi,528i,528xi,530Li,530d,530i,530xd,530xi,535d,535i,535xi,540i,545i,550i,M5	2003-2016	SMBF Seat module,passenger	√	√	√	√	√	√
5 Series_E60/E61	520Li,520d,520i,523Li,523i,525Li,525d,525i,525xd,525xi,528i,528xi,530Li,530d,530i,530xd,530xi,535d,535i,535xi,540i,545i,550i,M5	2003-2016	SMBFH Seat module,passenger'sside,rear	√	√	√	√	√	√
5 Series_E60/E61	520Li,520d,520i,523Li,523i,525Li,525d,525i,525xd,525xi,528i,528xi,530Li,530d,530i,530xd,530xi,535d,535i,535xi,540i,545i,550i,M5	2003-2016	SMF/SM/SLM (Seat memory,driver)	√	√	√	√	√	√
5 Series_E60/E61	520Li,520d,520i,523Li,523i,525Li,525d,525i,525xd,525xi,528i,528xi,530Li,530d,530i,530xd,530xi,535d,535i,535xi,540i,545i,550i,M5	2003-2016	SMFA Seat module,driver	√	√	√	√	√	√
5 Series_E60/E61	520Li,520d,520i,523Li,523i,525Li,525d,525i,525xd,525xi,528i,528xi,530Li,530d,530i,530xd,530xi,535d,535i,535xi,540i,545i,550i,M5	2003-2016	SMFAH Seat module,driver'sside,rear	√	√	√	√	√	√

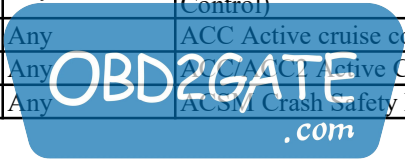
5 Series_E60/E61	520Li,520d,520i,523Li,523i,525Li,525d,525i,525xd,525xi,528i,528xi,530Li,530d,530i,530xd,530xi,535d,535i,535xi,540i,545i,550i,M5	2003-2016	SPMBT Mirror memory,passenger	√	√	√	√	√	√
5 Series_E60/E61	520Li,520d,520i,523Li,523i,525Li,525d,525i,525xd,525xi,528i,528xi,530Li,530d,530i,530xd,530xi,535d,535i,535xi,540i,545i,550i,M5	2003-2016	SPMFT Mirror memory,driver	√	√	√	√	√	√
5 Series_E60/E61	520Li,520d,520i,523Li,523i,525Li,525d,525i,525xd,525xi,528i,528xi,530Li,530d,530i,530xd,530xi,535d,535i,535xi,540i,545i,550i,M5	2003-2016	SSBF Satellite,seat,passenger	√	√	√	√		
5 Series_E60/E61	520Li,520d,520i,523Li,523i,525Li,525d,525i,525xd,525xi,528i,528xi,530Li,530d,530i,530xd,530xi,535d,535i,535xi,540i,545i,550i,M5	2003-2016	SSFA Satellite,seat,driver	√	√	√	√		
5 Series_E60/E61	520Li,520d,520i,523Li,523i,525Li,525d,525i,525xd,525xi,528i,528xi,530Li,530d,530i,530xd,530xi,535d,535i,535xi,540i,545i,550i,M5	2003-2016	SSH Satellite,seat,rear	√	√	√	√	√	√
5 Series_E60/E61	520Li,520d,520i,523Li,523i,525Li,525d,525i,525xd,525xi,528i,528xi,530Li,530d,530i,530xd,530xi,535d,535i,535xi,540i,545i,550i,M5	2003-2016	STH park heating						
5 Series_E60/E61	520Li,520d,520i,523Li,523i,525Li,525d,525i,525xd,525xi,528i,528xi,530Li,530d,530i,530xd,530xi,535d,535i,535xi,540i,545i,550i,M5	2003-2016	STVL Satellite,door,front left	√	√	√	√		

5 Series_E60/E61	520Li,520d,520i,523Li,523i,525Li,525d,525i,525xd,525xi,528i,528xi,530Li,530d,530i,530xd,530xi,535d,535i,535xi,540i,545i,550i,M5	2003-2016	STVR Satellite,door,front right	√	√	√	√		
5 Series_E60/E61	520Li,520d,520i,523Li,523i,525Li,525d,525i,525xd,525xi,528i,528xi,530Li,530d,530i,530xd,530xi,535d,535i,535xi,540i,545i,550i,M5	2003-2016	SVS Language processing system	√	√	√	√		
5 Series_E60/E61	520Li,520d,520i,523Li,523i,525Li,525d,525i,525xd,525xi,528i,528xi,530Li,530d,530i,530xd,530xi,535d,535i,535xi,540i,545i,550i,M5	2003-2016	SVT Servotronic						
5 Series_E60/E61	520Li,520d,520i,523Li,523i,525Li,525d,525i,525xd,525xi,528i,528xi,530Li,530d,530i,530xd,530xi,535d,535i,535xi,540i,545i,550i,M5	2003-2016	SZL Switch center,steering column	√	√	√	√	√	√
5 Series_E60/E61	520Li,520d,520i,523Li,523i,525Li,525d,525i,525xd,525xi,528i,528xi,530Li,530d,530i,530xd,530xi,535d,535i,535xi,540i,545i,550i,M5	2003-2016	SZM Switching center,center console	√	√	√	√	√	√
5 Series_E60/E61	520Li,520d,520i,523Li,523i,525Li,525d,525i,525xd,525xi,528i,528xi,530Li,530d,530i,530xd,530xi,535d,535i,535xi,540i,545i,550i,M5	2003-2016	Short test	√	√	√			
5 Series_E60/E61	520Li,520d,520i,523Li,523i,525Li,525d,525i,525xd,525xi,528i,528xi,530Li,530d,530i,530xd,530xi,535d,535i,535xi,540i,545i,550i,M5	2003-2016	TCU Telematic Control Unit	√	√	√	√	√	√

5 Series_E60/E61	520Li,520d,520i,523Li,523i,525Li,525d,525i,525xd,525xi,528i,528xi,530Li,530d,530i,530xd,530xi,535d,535i,535xi,540i,545i,550i,M5	2003-2016	TEL Telephone	√	√	√	√		
5 Series_E60/E61	520Li,520d,520i,523Li,523i,525Li,525d,525i,525xd,525xi,528i,528xi,530Li,530d,530i,530xd,530xi,535d,535i,535xi,540i,545i,550i,M5	2003-2016	TMBF Door module,front passenger	√	√	√	√	√	√
5 Series_E60/E61	520Li,520d,520i,523Li,523i,525Li,525d,525i,525xd,525xi,528i,528xi,530Li,530d,530i,530xd,530xi,535d,535i,535xi,540i,545i,550i,M5	2003-2016	TMBFH Door module,passenger'sside,rear	√	√	√	√		
5 Series_E60/E61	520Li,520d,520i,523Li,523i,525Li,525d,525i,525xd,525xi,528i,528xi,530Li,530d,530i,530xd,530xi,535d,535i,535xi,540i,545i,550i,M5	2003-2016	TMBFT Door module,passenger door	√	√	√	√		
5 Series_E60/E61	520Li,520d,520i,523Li,523i,525Li,525d,525i,525xd,525xi,528i,528xi,530Li,530d,530i,530xd,530xi,535d,535i,535xi,540i,545i,550i,M5	2003-2016	TMFA Door module,driver	√	√	√	√	√	√
5 Series_E60/E61	520Li,520d,520i,523Li,523i,525Li,525d,525i,525xd,525xi,528i,528xi,530Li,530d,530i,530xd,530xi,535d,535i,535xi,540i,545i,550i,M5	2003-2016	TMFAH Door module,driver'sside,rear	√	√	√	√		
5 Series_E60/E61	520Li,520d,520i,523Li,523i,525Li,525d,525i,525xd,525xi,528i,528xi,530Li,530d,530i,530xd,530xi,535d,535i,535xi,540i,545i,550i,M5	2003-2016	TMFAT Door module,driver's door	√	√	√	√		

5 Series_E60/E61	520Li,520d,520i,523Li,523i,525Li,525d,525i,525xd,525xi,528i,528xi,530Li,530d,530i,530xd,530xi,535d,535i,535xi,540i,545i,550i,M5	2003-2016	TR SVC All round view camera	√	√	√	√	√	√
5 Series_E60/E61	520Li,520d,520i,523Li,523i,525Li,525d,525i,525xd,525xi,528i,528xi,530Li,530d,530i,530xd,530xi,535d,535i,535xi,540i,545i,550i,M5	2003-2016	ULF Universal charging and hands-free facility	√	√	√	√	√	√
5 Series_E60/E61	520Li,520d,520i,523Li,523i,525Li,525d,525i,525xd,525xi,528i,528xi,530Li,530d,530i,530xd,530xi,535d,535i,535xi,540i,545i,550i,M5	2003-2016	ULF-SBX-H Interface box High	√	√	√	√	√	√
5 Series_E60/E61	520Li,520d,520i,523Li,523i,525Li,525d,525i,525xd,525xi,528i,528xi,530Li,530d,530i,530xd,530xi,535d,535i,535xi,540i,545i,550i,M5	2003-2016	VDM Vertical Dynamics Management	√	√	√	√	√	√
5 Series_E60/E61	520Li,520d,520i,523Li,523i,525Li,525d,525i,525xd,525xi,528i,528xi,530Li,530d,530i,530xd,530xi,535d,535i,535xi,540i,545i,550i,M5	2003-2016	VID Video module	√	√	√			
5 Series_E60/E61	520Li,520d,520i,523Li,523i,525Li,525d,525i,525xd,525xi,528i,528xi,530Li,530d,530i,530xd,530xi,535d,535i,535xi,540i,545i,550i,M5	2003-2016	VM Video Module	√	√	√	√	√	√
5 Series_E60/E61	520Li,520d,520i,523Li,523i,525Li,525d,525i,525xd,525xi,528i,528xi,530Li,530d,530i,530xd,530xi,535d,535i,535xi,540i,545i,550i,M5	2003-2016	VSW Video switch	√	√	√	√	√	√

5 Series_E60/E61	520Li,520d,520i,523Li,523i,525Li,525d,525i,525xd,525xi,528i,528xi,530Li,530d,530i,530xd,530xi,535d,535i,535xi,540i,545i,550i,M5	2003-2016	VTC Valvetronic	√	√	√			
5 Series_E60/E61	520Li,520d,520i,523Li,523i,525Li,525d,525i,525xd,525xi,528i,528xi,530Li,530d,530i,530xd,530xi,535d,535i,535xi,540i,545i,550i,M5	2003-2016	VTC2 Valvetronic 2	√	√	√			
5 Series_E60/E61	520Li,520d,520i,523Li,523i,525Li,525d,525i,525xd,525xi,528i,528xi,530Li,530d,530i,530xd,530xi,535d,535i,535xi,540i,545i,550i,M5	2003-2016	VTG Transfer case	√	√	√	√	√	√
5 Series_E60/E61	520Li,520d,520i,523Li,523i,525Li,525d,525i,525xd,525xi,528i,528xi,530Li,530d,530i,530xd,530xi,535d,535i,535xi,540i,545i,550i,M5	2003-2016	WIM Wiper module	√	√	√	√	√	√
5 Series_E60/E61	520Li,520d,520i,523Li,523i,525Li,525d,525i,525xd,525xi,528i,528xi,530Li,530d,530i,530xd,530xi,535d,535i,535xi,540i,545i,550i,M5	2003-2016	ZGM Central Gateway Module	√	√	√	√	√	√
5 Series_E60/E61	520Li,520d,520i,523Li,523i,525Li,525d,525i,525xd,525xi,528i,528xi,530Li,530d,530i,530xd,530xi,535d,535i,535xi,540i,545i,550i,M5	2003-2016	ZKE Central body electronics BC 1	√	√	√	√	√	√
5 Series_E60/E61	520Li,520d,520i,523Li,523i,525Li,525d,525i,525xd,525xi,528i,528xi,530Li,530d,530i,530xd,530xi,535d,535i,535xi,540i,545i,550i,M5	2003-2016	ZKE/GM (Central body electronics/GM base module)	√	√	√	√	√	√
5 Series_F10/F11	Any	Any	ABS/ASC/DSC (Dynamic Stability Control)	√	√	√	√	√	√
5 Series_F10/F11	Any	Any	ACC Active cruise control	√	√	√	√	√	√
5 Series_F10/F11	Any	Any	ACC Active Cruise Control	√	√	√			
5 Series_F10/F11	Any	Any	ACSM Crash Safety Module	√	√	√	√	√	√





5 Series_F10/F11	Any	Any	ACSM/MRS Crash Safety Module	√	√	√	√		
5 Series_F10/F11	Any	Any	AHL Adaptive directional headlights	√	√	√	√	√	√
5 Series_F10/F11	Any	Any	AHM Trailer module	√	√	√	√	√	√
5 Series_F10/F11	Any	Any	AL active front steering (AFS70)	√	√	√	√		
5 Series_F10/F11	Any	Any	AL active steering	√	√	√	√	√	√
5 Series_F10/F11	Any	Any	ALBBF Active backrest width,front passenger	√	√	√	√		
5 Series_F10/F11	Any	Any	ALBFA Active backrest width,driver	√	√	√	√		
5 Series_F10/F11	Any	Any	AMP Amplifier	√	√	√	√	√	√
5 Series_F10/F11	Any	Any	AMPH Hi-Fi amplifier	√	√	√	√	√	√
5 Series_F10/F11	Any	Any	AMPT Top Hi-Fi amplifier	√	√	√	√	√	√
5 Series_F10/F11	Any	Any	ANT Antenna/antenna tuner	√	√	√	√	√	√
5 Series_F10/F11	Any	Any	ARS Dynamic Drive	√	√	√	√	√	√
5 Series_F10/F11	Any	Any	ARS Dynamic Drive 2	√	√	√	√	√	√
5 Series_F10/F11	Any	Any	ASK Audio system controller	√	√	√	√	√	√
5 Series_F10/F11	Any	Any	BM On-board monitor						
5 Series_F10/F11	Any	Any	BM/MIR (On-board monitor/Multi-Information Radio)	√	√	√	√	√	√
5 Series_F10/F11	Any	Any	BZM Control center, center console	√	√	√	√	√	√
5 Series_F10/F11	Any	Any	CA Comfort Access	√	√	√	√	√	√
5 Series_F10/F11	Any	Any	CAN / byteflight	√	√	√			
5 Series_F10/F11	Any	Any	CAN communication analysis	√	√	√			
5 Series_F10/F11	Any	Any	CAS Car Access System	√	√	√	√	√	√
5 Series_F10/F11	Any	Any	CCC-A Applications	√	√	√	√	√	√
5 Series_F10/F11	Any	Any	CCC-ANT Aerial tuner	√	√	√	√	√	√
5 Series_F10/F11	Any	Any	CCC-ASK Audio system controller	√	√	√	√	√	√
5 Series_F10/F11	Any	Any	CCC-GW Gateway	√	√	√	√	√	√
5 Series_F10/F11	Any	Any	CD Control Display	√	√	√	√		
5 Series_F10/F11	Any	Any	CD-GW Control Display(Gateway)	√	√	√	√	√	√
5 Series_F10/F11	Any	Any	CDC CD Changer	√	√	√	√	√	√
5 Series_F10/F11	Any	Any	CEM Clean Energy Module	√	√	√	√		
5 Series_F10/F11	Any	Any	CHAMP-BO User interface X	√	√	√	√		
5 Series_F10/F11	Any	Any	CHAMP-GW Gateway X	√	√	√	√		
5 Series_F10/F11	Any	Any	CIC User interface	√	√	√	√	√	√
5 Series_F10/F11	Any	Any	CIC-GW Gateway	√	√	√	√	√	√
5 Series_F10/F11	Any	Any	CIC/CHAMP Car headunit column	√	√	√	√	√	√
5 Series_F10/F11	Any	Any	CID Central Information Display	√	√	√	√	√	√
5 Series_F10/F11	Any	Any	CIM Chassis integration Module	√	√	√	√	√	√
5 Series_F10/F11	Any	Any	CON Controller	√	√	√	√	√	√
5 Series_F10/F11	Any	Any	CVM Convertible top module	√	√	√	√	√	√
5 Series_F10/F11	Any	Any	DAB Digital tuner	√	√	√	√	√	√
5 Series_F10/F11	Any	Any	DDE Diesel Electronics	√	√	√	√	√	√
5 Series_F10/F11	Any	Any	DME Digital Engine/Gearbox Electronics	√	√	√	√	√	√
5 Series_F10/F11	Any	Any	DME Digital Motor Electronics	√	√	√	√	√	√



5 Series_F10/F11	Any	Any	DME Motor Electronics	√	√	√	√	√	√
5 Series_F10/F11	Any	Any	DME/DDE (Motor/Diesel Electronics)	√	√	√	√	√	√
5 Series_F10/F11	Any	Any	DME/DDE Motor Electronics	√	√	√	√	√	√
5 Series_F10/F11	Any	Any	DME2/DME2 Digital motor electronics 2	√	√	√	√	√	√
5 Series_F10/F11	Any	Any	DSC Dynamic Stability Control	√	√	√	√	√	√
5 Series_F10/F11	Any	Any	DSC(Bosch)Dynamic Stability Control	√	√	√	√	√	√
5 Series_F10/F11	Any	Any	DSP Digital Sound Processor						
5 Series_F10/F11	Any	Any	DVD CD Changer	√	√	√	√		
5 Series_F10/F11	Any	Any	DVD-C DVD changer	√	√	√	√	√	√
5 Series_F10/F11	Any	Any	DVDC DVD Changer	√	√	√	√	√	√
5 Series_F10/F11	Any	Any	DWA antitheft alarm system	√	√	√	√	√	√
5 Series_F10/F11	Any	Any	EDC Damper Control	√	√	√	√	√	√
5 Series_F10/F11	Any	Any	EDC Electronic Damper Control	√	√	√	√	√	√
5 Series_F10/F11	Any	Any	EDCSHL Damper satellite, rear left	√	√	√	√	√	√
5 Series_F10/F11	Any	Any	EDCSHR Damper satellite, rear right	√	√	√	√	√	√
5 Series_F10/F11	Any	Any	EDCSVL Damper satellite, front left	√	√	√	√	√	√
5 Series_F10/F11	Any	Any	EDCSVR Damper satellite, front right	√	√	√	√	√	√
5 Series_F10/F11	Any	Any	EGS 6HPTU transmission control	√	√	√	√	√	√
5 Series_F10/F11	Any	Any	EGS transmission management	√	√	√	√	√	√
5 Series_F10/F11	Any	Any	EHC Electronic Height Control	√	√	√	√	√	√
5 Series_F10/F11	Any	Any	EHC Electronic Ride-Height Control	√	√	√	√	√	√
5 Series_F10/F11	Any	Any	EHC Ride level(Height) Control	√	√	√	√	√	√
5 Series_F10/F11	Any	Any	EHC/EHC2 (Electronic ride-level control)	√	√	√	√	√	√
5 Series_F10/F11	Any	Any	EHPS Electro-hydraulic steering assistance	√	√	√	√	√	√
5 Series_F10/F11	Any	Any	EKP Fuel pump	√	√	√	√	√	√
5 Series_F10/F11	Any	Any	EKPS Fuel pump	√	√	√	√	√	√
5 Series_F10/F11	Any	Any	EKPS Fuel-pump control	√	√	√	√	√	√
5 Series_F10/F11	Any	Any	EMF Parking brake	√	√	√	√	√	√
5 Series_F10/F11	Any	Any	EML Electronic engine-power control	√	√	√			
5 Series_F10/F11	Any	Any	EPS Electronic Power Steering	√	√	√	√	√	√
5 Series_F10/F11	Any	Any	EWS Electronic immobilizer	√	√	√	√		
5 Series_F10/F11	Any	Any	EWS Vehicle immobilizer	√	√	√	√		
5 Series_F10/F11	Any	Any	FBI Flexible Bus Interface	√	√	√	√		
5 Series_F10/F11	Any	Any	FBZM Rear compartment,controlcenter,center console	√	√	√	√	√	√
5 Series_F10/F11	Any	Any	FCON Rear compartment controller	√	√	√	√	√	√
5 Series_F10/F11	Any	Any	FD Rear-cabin display	√	√	√	√		
5 Series_F10/F11	Any	Any	FD Rear-compartment display	√	√	√	√	√	√
5 Series_F10/F11	Any	Any	FD2 Rear-compartment display2	√	√	√	√	√	√
5 Series_F10/F11	Any	Any	FID Read-compartment information display	√	√	√			
5 Series_F10/F11	Any	Any	EKA Rear heater/air conditioning	√	√	√	√	√	√
5 Series_F10/F11	Any	Any	EKA Rear-cabin automatic A/C	√	√	√	√	√	√



5 Series_F10/F11	Any	Any	FKA Rear-compartment air conditioning	√	√	√	√	√	√
5 Series_F10/F11	Any	Any	FLA High Beam Assist	√	√	√	√	√	√
5 Series_F10/F11	Any	Any	FRM Footwell module	√	√	√	√	√	√
5 Series_F10/F11	Any	Any	FRM/FRM2 Footwell module	√	√	√	√	√	√
5 Series_F10/F11	Any	Any	FRM2 Footwell module 2	√	√	√	√	√	√
5 Series_F10/F11	Any	Any	FZD Function centre,roof	√	√	√	√	√	√
5 Series_F10/F11	Any	Any	GR Cruise control	√	√	√			
5 Series_F10/F11	Any	Any	GWS Gear selector switch	√	√	√	√	√	√
5 Series_F10/F11	Any	Any	HKL Rear-lid lift	√	√	√	√	√	√
5 Series_F10/F11	Any	Any	HKL Rear-lid module X	√	√	√	√		
5 Series_F10/F11	Any	Any	ICM Integrated Chassis Management	√	√	√	√	√	√
5 Series_F10/F11	Any	Any	ICM Integronic Power Steering	√	√	√	√	√	√
5 Series_F10/F11	Any	Any	IHKA Heater/automatic A/C control	√	√	√	√	√	√
5 Series_F10/F11	Any	Any	IHKA Integrated automatic heating/air conditioning	√	√	√	√	√	√
5 Series_F10/F11	Any	Any	IHKA Integrated heating /air conditioning	√	√	√	√	√	√
5 Series_F10/F11	Any	Any	IHKA/IHKR Integrated heating/air conditioning	√	√	√	√	√	√
5 Series_F10/F11	Any	Any	IHKS Integrated heating/air-conditioning control	√	√	√	√	√	√
5 Series_F10/F11	Any	Any	IHS Heater control	√	√	√	√	√	√
5 Series_F10/F11	Any	Any	INSTR Instrumint cluster	√	√	√	√	√	√
5 Series_F10/F11	Any	Any	JBE Junction-box electronics	√	√	√	√	√	√
5 Series_F10/F11	Any	Any	JBE2 Junction Box electronics 2	√	√	√	√	√	√
5 Series_F10/F11	Any	Any	JNAV Navigation system,Japan	√	√	√	√	√	√
5 Series_F10/F11	Any	Any	KBM Body basic module	√	√	√	√	√	√
5 Series_F10/F11	Any	Any	KGM Body Gateway Module	√	√	√	√	√	√
5 Series_F10/F11	Any	Any	KHI Headphones interface	√	√	√	√	√	√
5 Series_F10/F11	Any	Any	KNAV Navigation system,Korea	√	√	√	√	√	√
5 Series_F10/F11	Any	Any	KOM Instrument cluster	√	√	√	√	√	√
5 Series_F10/F11	Any	Any	KOM/IKE/IKI/INSTR(Instrument cluster)	√	√	√	√	√	√
5 Series_F10/F11	Any	Any	KOMBI2 additional Instruments						
5 Series_F10/F11	Any	Any	LEW Steering-angle sensor	√	√	√	√		
5 Series_F10/F11	Any	Any	LEW/LWS (Steering angle sensor)	√	√	√	√		
5 Series_F10/F11	Any	Any	LM Lights Module	√	√	√	√	√	√
5 Series_F10/F11	Any	Any	LM Lights module 2	√	√	√	√	√	√
5 Series_F10/F11	Any	Any	LM2 Lights module 2	√	√	√	√	√	√
5 Series_F10/F11	Any	Any	LRA Automatic headlight vertical aim control	√	√	√			
5 Series_F10/F11	Any	Any	LRA Headlight vertical aim control	√	√	√	√	√	√
5 Series_F10/F11	Any	Any	LRR Long Range Radar	√	√	√			
5 Series_F10/F11	Any	Any	LSZ/LCM (Lights switching center)	√	√	√	√	√	√
5 Series_F10/F11	Any	Any	M-ASK-BO User interface	√	√	√	√	√	√
5 Series_F10/F11	Any	Any	M-ASK-CW Gateway	√	√	√	√	√	√
5 Series_F10/F11	Any	Any	M-ASK-NV Navigation system	√	√	√	√	√	√

5 Series_F10/F11	Any	Any	MFL Multifunction steering wheel I	√	√	√	√		
5 Series_F10/F11	Any	Any	MID Multi Information Display	√	√	√			
5 Series_F10/F11	Any	Any	MPM Micro-power module	√	√	√	√	√	√
5 Series_F10/F11	Any	Any	MRS Multiple Restraint System	√	√	√	√		
5 Series_F10/F11	Any	Any	MRS/AirBag (Multiple Restraint System)	√	√	√			
5 Series_F10/F11	Any	Any	MRS/AirBag(Multiple Restraint System)	√	√	√			
5 Series_F10/F11	Any	Any	MRS/AirBag/SIM (Multiple Restraint System)	√	√	√	√	√	√
5 Series_F10/F11	Any	Any	NAV Navigation computer	√	√	√	√		
5 Series_F10/F11	Any	Any	NAV Navigation computer, Europe	√	√	√	√		
5 Series_F10/F11	Any	Any	NAV Navigation system	√	√	√	√	√	√
5 Series_F10/F11	Any	Any	NVE Night Vision Electronics	√	√	√	√	√	√
5 Series_F10/F11	Any	Any	NVK Night vision camera	√	√	√	√	√	√
5 Series_F10/F11	Any	Any	PDC Park Distance Control	√	√	√	√	√	√
5 Series_F10/F11	Any	Any	PM Power module	√	√	√	√	√	√
5 Series_F10/F11	Any	Any	QMVHL Lateral-moment distribution,rear axle	√	√	√	√	√	√
5 Series_F10/F11	Any	Any	RAD Radio	√	√	√	√	√	√
5 Series_F10/F11	Any	Any	RAD2-BO User interface	√	√	√	√	√	√
5 Series_F10/F11	Any	Any	RAD2-GW Gateway	√	√	√	√		
5 Series_F10/F11	Any	Any	RAD2-GW Gateway	√	√	√	√	√	√
5 Series_F10/F11	Any	Any	RDC Tire pressure control	√	√	√	√		
5 Series_F10/F11	Any	Any	RDC/RDW Tyre pressure check	√	√	√	√		
5 Series_F10/F11	Any	Any	RFK Reversing camera	√	√	√	√	√	√
5 Series_F10/F11	Any	Any	RLS Rain/Light Sensor	√	√	√	√		
5 Series_F10/F11	Any	Any	RLS/AIC (Rain/Light Sensor/Automatic interval Control)	√	√	√	√		
5 Series_F10/F11	Any	Any	RLSS Rain/light solar sensor	√	√	√	√	√	√
5 Series_F10/F11	Any	Any	RLSS Solar Rain/Light Sensor	√	√	√	√	√	√
5 Series_F10/F11	Any	Any	RSE Rear Seat Entertainment	√	√	√	√	√	√
5 Series_F10/F11	Any	Any	RSE Rear seat entertainment	√	√	√	√	√	√
5 Series_F10/F11	Any	Any	SASL Satellite,A-pillar,left	√	√	√	√		
5 Series_F10/F11	Any	Any	SASR Satellite,A-pillar,right	√	√	√	√		
5 Series_F10/F11	Any	Any	SBSL Satellite,B-pillar,left	√	√	√	√		
5 Series_F10/F11	Any	Any	SBSR Satellite,B-pillar,right	√	√	√	√		
5 Series_F10/F11	Any	Any	SBSR Satellite,B-pillar,right	√	√	√	√	√	√
5 Series_F10/F11	Any	Any	SDARS Satellite tuner (US)	√	√	√	√	√	√
5 Series_F10/F11	Any	Any	SEC1 Supplementary control unit 1	√	√	√			
5 Series_F10/F11	Any	Any	SEC2 Supplementary control unit 2	√	√	√			
5 Series_F10/F11	Any	Any	SFZ Satellite vehicle center	√	√	√	√		
5 Series_F10/F11	Any	Any	SG-FD Control unit,rear-compartment display	√	√	√	√		
5 Series_F10/F11	Any	Any	SG-FD-GW Control unit,rear-compartment display (gateway)	√	√	√	√	√	√



5 Series_F10/F11	Any	Any	VID Video module	√	√	√			
5 Series_F10/F11	Any	Any	VM Video Module	√	√	√	√	√	√
5 Series_F10/F11	Any	Any	VSW Video switch	√	√	√	√	√	√
5 Series_F10/F11	Any	Any	VTC Valvetronic	√	√	√			
5 Series_F10/F11	Any	Any	VTC2 Valvetronic 2	√	√	√			
5 Series_F10/F11	Any	Any	VTG Transfer case	√	√	√	√	√	√
5 Series_F10/F11	Any	Any	WIM Wiper module	√	√	√	√	√	√
5 Series_F10/F11	Any	Any	ZGM Central Gateway Module	√	√	√	√	√	√
5 Series_F10/F11	Any	Any	ZKE Central body electronics BC 1	√	√	√	√	√	√
5 Series_F10/F11	Any	Any	ZKE/GM (Central body electronics/GM base module)	√	√	√	√	√	√
5 Series_F18	Any	Any	ABS/ASC/DSC (Dynamic Stability Control)	√	√	√	√	√	√
6 Series_F18	Any	Any	ACC Active cruise control	√	√	√	√	√	√
7 Series_F18	Any	Any	ACC/ACC2 Active Cruise Control	√	√	√			
8 Series_F18	Any	Any	ACSM Crash Safety Module	√	√	√	√	√	√
9 Series_F18	Any	Any	ACSM/MRS Crash Safety Module	√	√	√	√		
10 Series_F18	Any	Any	AHL Adaptive directional headlights	√	√	√	√	√	√
11 Series_F18	Any	Any	AHM Trailer module	√	√	√	√	√	√
12 Series_F18	Any	Any	AL active front steering (AFS70)	√	√	√	√		
13 Series_F18	Any	Any	AL active steering	√	√	√	√	√	√
14 Series_F18	Any	Any	ALBBF Active backrest width,front passenger	√	√	√	√		
15 Series_F18	Any	Any	ALBFA Active backrest width,driver	√	√	√	√		
16 Series_F18	Any	Any	AMP Amplifier	√	√	√	√	√	√
17 Series_F18	Any	Any	AMPH Hi-Fi amplifier	√	√	√	√	√	√
18 Series_F18	Any	Any	AMPT Top Hi-Fi amplifier	√	√	√	√	√	√
19 Series_F18	Any	Any	ANT Antenna/antenna tuner	√	√	√	√	√	√
20 Series_F18	Any	Any	ARS Dynamic Drive	√	√	√	√	√	√
21 Series_F18	Any	Any	ARS Dynamic Drive 2	√	√	√	√	√	√
22 Series_F18	Any	Any	ASK Audio system controller	√	√	√	√	√	√
23 Series_F18	Any	Any	BM On-board monitor						
24 Series_F18	Any	Any	BM/MIR (On-board monitor/Multi-Information Radio)	√	√	√	√	√	√
25 Series_F18	Any	Any	BZM Control center, center console	√	√	√	√	√	√
26 Series_F18	Any	Any	CA Comfort Access	√	√	√	√	√	√
27 Series_F18	Any	Any	CAN / byteflight	√	√	√			
28 Series_F18	Any	Any	CAN communication analysis	√	√	√			
29 Series_F18	Any	Any	CAS Car Access System	√	√	√	√	√	√
30 Series_F18	Any	Any	CCC-A Applications	√	√	√	√	√	√
31 Series_F18	Any	Any	CCC-ANT Aerial tuner	√	√	√	√	√	√
32 Series_F18	Any	Any	CCC-ASK Audio system controller	√	√	√	√	√	√
33 Series_F18	Any	Any	CCC-GW Gateway	√	√	√	√	√	√
34 Series_F18	Any	Any	CD Control Display	√	√	√	√		
35 Series_F18	Any	Any	CDW Control Display(Gateway)	√	√	√	√	√	√

36 Series_F18	Any	Any	CDC CD Changer	√	√	√	√	√	√
37 Series_F18	Any	Any	CEM Clean Energy Module	√	√	√	√		
38 Series_F18	Any	Any	CHAMP-BO User interface X	√	√	√	√		
39 Series_F18	Any	Any	CHAMP-GW Gateway X	√	√	√	√		
40 Series_F18	Any	Any	CIC User interface	√	√	√	√	√	√
41 Series_F18	Any	Any	CIC-GW Gateway	√	√	√	√	√	√
42 Series_F18	Any	Any	CIC/CHAMP Car headunit column	√	√	√	√	√	√
43 Series_F18	Any	Any	CID Central Information Display	√	√	√	√	√	√
44 Series_F18	Any	Any	CIM Chassis integration Module	√	√	√	√	√	√
45 Series_F18	Any	Any	CON Controller	√	√	√	√	√	√
46 Series_F18	Any	Any	CVM Convertible top module	√	√	√	√	√	√
47 Series_F18	Any	Any	DAB Digital tuner	√	√	√	√	√	√
48 Series_F18	Any	Any	DDE Diesel Electronics	√	√	√	√	√	√
49 Series_F18	Any	Any	DME Digital Engine/Gearbox Electronics 2	√	√	√	√	√	√
50 Series_F18	Any	Any	DME Digital Motor Electronics	√	√	√	√	√	√
51 Series_F18	Any	Any	DME Motor Electronics	√	√	√	√	√	√
52 Series_F18	Any	Any	DME/DDE (Motor/Diesel Electronics)	√	√	√	√	√	√
53 Series_F18	Any	Any	DME/DDE Motor Electronics	√	√	√	√	√	√
54 Series_F18	Any	Any	DME2/DME2 Digital motor electronics 2	√	√	√	√	√	√
55 Series_F18	Any	Any	DSC Dynamic Stability Control	√	√	√	√	√	√
56 Series_F18	Any	Any	DSC(Bosch)Dynamic Stability Control	√	√	√	√	√	√
57 Series_F18	Any	Any	DSP Digital Sound Processor						
58 Series_F18	Any	Any	DVD CD Changer	√	√	√	√		
59 Series_F18	Any	Any	DVD-C DVD changer	√	√	√	√	√	√
60 Series_F18	Any	Any	DVDC DVD Changer	√	√	√	√	√	√
61 Series_F18	Any	Any	DWA antitheft alarm system	√	√	√	√	√	√
62 Series_F18	Any	Any	EDC Damper Control	√	√	√	√	√	√
63 Series_F18	Any	Any	EDC Electronic Damper Control	√	√	√	√	√	√
64 Series_F18	Any	Any	EDCSHL Damper satellite, rear left	√	√	√	√	√	√
65 Series_F18	Any	Any	EDCSHR Damper satellite, rear right	√	√	√	√	√	√
66 Series_F18	Any	Any	EDCSVL Damper satellite, front left	√	√	√	√	√	√
67 Series_F18	Any	Any	EDCSVR Damper satellite, front right	√	√	√	√	√	√
68 Series_F18	Any	Any	EGS 6HPTU transmission control	√	√	√	√	√	√
69 Series_F18	Any	Any	EGS transmission management	√	√	√	√	√	√
70 Series_F18	Any	Any	EHC Electronic Height Control	√	√	√	√	√	√
71 Series_F18	Any	Any	EHC Electronic Ride-Height Control	√	√	√	√	√	√
72 Series_F18	Any	Any	EHC Ride level(Height) Control	√	√	√	√	√	√
73 Series_F18	Any	Any	EHC/EHC2 (Electronic ride-level control)	√	√	√	√	√	√
74 Series_F18	Any	Any	EHPS Electro-hydraulic steering assistance	√	√	√	√	√	√
75 Series_F18	Any	Any	EKP Fuel pump	√	√	√	√	√	√
76 Series_F18	Any	Any	EKPS Fuel pump	√	√	√	√	√	√
77 Series_F18	Any	Any	EKPS Fuel pump control	√	√	√	√	√	√
78 Series_F18	Any	Any	EPB Parking Brake	√	√	√	√	√	√

79 Series_F18	Any	Any	EML Electronic engine-power control	√	√	√			
80 Series_F18	Any	Any	EPS Electronic Power Steering	√	√	√	√	√	√
81 Series_F18	Any	Any	EWS Electronic immobilizer	√	√	√	√		
82 Series_F18	Any	Any	EWS Vehicle immobilizer	√	√	√	√		
83 Series_F18	Any	Any	FBI Flexible Bus Interface	√	√	√	√		
84 Series_F18	Any	Any	FBZM Rear compartment,controlcenter,center console	√	√	√	√	√	√
85 Series_F18	Any	Any	FCON Rear compartment controller	√	√	√	√	√	√
86 Series_F18	Any	Any	FD Rear-cabin display	√	√	√	√		
87 Series_F18	Any	Any	FD Rear-compartment display	√	√	√	√	√	√
88 Series_F18	Any	Any	FD2 Rear-compartment display2	√	√	√	√	√	√
89 Series_F18	Any	Any	FID Read-compartment information display	√	√	√			
90 Series_F18	Any	Any	FKA Rear heater/air conditioning	√	√	√	√	√	√
91 Series_F18	Any	Any	FKA Rear-cabin automatic A/C	√	√	√	√	√	√
92 Series_F18	Any	Any	FKA Rear-compartment air conditioning	√	√	√	√	√	√
93 Series_F18	Any	Any	FLA High Beam Assist	√	√	√	√	√	√
94 Series_F18	Any	Any	FRM Footwell module	√	√	√	√	√	√
95 Series_F18	Any	Any	FRM/FRM2 Footwell module	√	√	√	√	√	√
96 Series_F18	Any	Any	FRM2 Footwell module 2	√	√	√	√	√	√
97 Series_F18	Any	Any	FZD Function centre,roof	√	√	√	√	√	√
98 Series_F18	Any	Any	GR Cruise control	√	√	√			
99 Series_F18	Any	Any	GWS Gear selector switch	√	√	√	√	√	√
100 Series_F18	Any	Any	HKL Rear-lid lift	√	√	√	√	√	√
101 Series_F18	Any	Any	HKL Rear-lid module X	√	√	√	√		
102 Series_F18	Any	Any	ICM Integrated Chassis Management	√	√	√	√	√	√
103 Series_F18	Any	Any	ICM Integronic Power Steering	√	√	√	√	√	√
104 Series_F18	Any	Any	IHKA Heater/automatic A/C control	√	√	√	√	√	√
105 Series_F18	Any	Any	IHKA Integrated automatic heating/air conditioning	√	√	√	√	√	√
106 Series_F18	Any	Any	IHKA Integrated heating /air conditioning	√	√	√	√	√	√
107 Series_F18	Any	Any	IHKA/IHKR Integrated heating/air conditioning	√	√	√	√	√	√
108 Series_F18	Any	Any	IHKS Integrated heating/air-conditioning control	√	√	√	√	√	√
109 Series_F18	Any	Any	IHS Heater control	√	√	√	√	√	√
110 Series_F18	Any	Any	INSTR Instrumint cluster	√	√	√	√	√	√
111 Series_F18	Any	Any	JBE Junction-box electronics	√	√	√	√	√	√
112 Series_F18	Any	Any	JBE2 Junction Box electronics 2	√	√	√	√	√	√
113 Series_F18	Any	Any	JNAV Navigation system,Japan	√	√	√	√	√	√
114 Series_F18	Any	Any	KBM Body basic module	√	√	√	√	√	√
115 Series_F18	Any	Any	KGM Body Gateway Module	√	√	√	√	√	√
116 Series_F18	Any	Any	KHI Headphones interface	√	√	√	√	√	√
117 Series_F18	Any	Any	KNA Navigation system,Korea	√	√	√	√	√	√



118 Series_F18	Any	Any	KOM Instrument cluster	√	√	√	√	√	√
119 Series_F18	Any	Any	KOM/IKE/IKI/INSTR(Instrument cluster)	√	√	√	√	√	√
120 Series_F18	Any	Any	KOMBI2 additional Instruments						
121 Series_F18	Any	Any	LEW Steering-angle sensor	√	√	√	√		
122 Series_F18	Any	Any	LEW/LWS (Steering angle sensor)	√	√	√	√		
123 Series_F18	Any	Any	LM Lights Module	√	√	√	√	√	√
124 Series_F18	Any	Any	LM Lights module 2	√	√	√	√	√	√
125 Series_F18	Any	Any	LM2 Lights module 2	√	√	√	√	√	√
126 Series_F18	Any	Any	LRA Automatic headlight vertical aim control	√	√	√			
127 Series_F18	Any	Any	LRA Headlight vertical aim control	√	√	√	√	√	√
128 Series_F18	Any	Any	LRR Long Range Radar	√	√	√			
129 Series_F18	Any	Any	LSZ/LCM (Lights switching center)	√	√	√	√	√	√
130 Series_F18	Any	Any	M-ASK-BO User interface	√	√	√	√	√	√
131 Series_F18	Any	Any	M-ASK-GW Gateway	√	√	√	√	√	√
132 Series_F18	Any	Any	M-ASK-NAV Navigation system	√	√	√	√	√	√
133 Series_F18	Any	Any	MFL Multifunction steering wheel I	√	√	√	√		
134 Series_F18	Any	Any	MID Multi Information Display	√	√	√			
135 Series_F18	Any	Any	MPM Micro-power module	√	√	√	√	√	√
136 Series_F18	Any	Any	MRS Multiple Restraint System	√	√	√	√		
137 Series_F18	Any	Any	MRS/AirBag (Multiple Restraint System)	√	√	√			
138 Series_F18	Any	Any	MRS/AirBag(Multiple Restraint System)	√	√	√			
139 Series_F18	Any	Any	MRS/AirBag/SIM (Multiple Restraint System)	√	√	√	√	√	√
140 Series_F18	Any	Any	NAV Navigation computer	√	√	√	√		
141 Series_F18	Any	Any	NAV Navigation computer, Europe	√	√	√	√		
142 Series_F18	Any	Any	NAV Navigation system	√	√	√	√	√	√
143 Series_F18	Any	Any	NVE Night Vision Electronics	√	√	√	√	√	√
144 Series_F18	Any	Any	NVK Night vision camera	√	√	√	√	√	√
145 Series_F18	Any	Any	PDC Park Distance Control	√	√	√	√	√	√
146 Series_F18	Any	Any	PM Power module	√	√	√	√	√	√
147 Series_F18	Any	Any	QMVHL Lateral-moment distribution,rear axle	√	√	√	√	√	√
148 Series_F18	Any	Any	RAD Radio	√	√	√	√	√	√
149 Series_F18	Any	Any	RAD2-BO User interface	√	√	√	√	√	√
150 Series_F18	Any	Any	RAD2-GW Gateway	√	√	√	√		
151 Series_F18	Any	Any	RAD2-GW Gateway	√	√	√	√	√	√
152 Series_F18	Any	Any	RDC Tire pressure control	√	√	√	√		
153 Series_F18	Any	Any	RDC/RDW Tyre pressure check	√	√	√	√		
154 Series_F18	Any	Any	RFK Reversing camera	√	√	√	√	√	√
155 Series_F18	Any	Any	RLS Rain/Light Sensor	√	√	√	√		
156 Series_F18	Any	Any	RLS/AIC (Rain/Light Sensor/Automatic interval Control)	√	√	√	√		
157 Series_F18	Any	Any	RLSS Rain/light solar sensor	√	√	√	√	√	√
158 Series_F18	Any	Any	RLSS Solar Rain/Light Sensor	√	√	√	√	√	√

159 Series_F18	Any	Any	RSE Rear Seat Entertainment	√	√	√	√	√	√
160 Series_F18	Any	Any	RSE Rear seat entertainment	√	√	√	√	√	√
161 Series_F18	Any	Any	SASL Satellite,A-pillar,left	√	√	√	√		
162 Series_F18	Any	Any	SASR Satellite,A-pillar,right	√	√	√	√		
163 Series_F18	Any	Any	SBSL Satellite,B-pillar,left	√	√	√	√		
164 Series_F18	Any	Any	SBSR Satellite,B-pillar,right	√	√	√	√		
165 Series_F18	Any	Any	SBSR Satellite,B-pillar,right	√	√	√	√	√	√
166 Series_F18	Any	Any	SDARS Satellite tuner (US)	√	√	√	√	√	√
167 Series_F18	Any	Any	SEC1 Supplementary control unit 1	√	√	√			
168 Series_F18	Any	Any	SEC2 Supplementary control unit 2	√	√	√			
169 Series_F18	Any	Any	SFZ Satellite vehicle center	√	√	√	√		
170 Series_F18	Any	Any	SG-FD Control unit,rear-compartment display	√	√	√	√		
171 Series_F18	Any	Any	SG-FD-GW Control unit,rear-compartment display(gateway)	√	√	√	√	√	√
172 Series_F18	Any	Any	SGM-SIM Safety and Gateway Module(SIM)	√	√	√	√	√	√
173 Series_F18	Any	Any	SGM-ZGM Safety and Gateway Module(ZGM)	√	√	√			
174 Series_F18	Any	Any	SHD Slide/tilt sunroof 2	√	√	√	√	√	√
175 Series_F18	Any	Any	SHD Sliding/tilting sunroof	√	√	√	√	√	√
176 Series_F18	Any	Any	SHD Sliding/tilting sunroof module	√	√	√	√	√	√
177 Series_F18	Any	Any	SHD Sliding/titing sunroof	√	√	√			
178 Series_F18	Any	Any	SHZH Independent/auxiliary heater	√	√	√	√	√	√
179 Series_F18	Any	Any	SIM Safety and information module	√	√	√	√	√	√
180 Series_F18	Any	Any	SINE Siren and tilt sensor	√	√	√	√		
181 Series_F18	Any	Any	SINE Siren with tilt sensor	√	√	√	√	√	√
182 Series_F18	Any	Any	SMBF Seat module,passenger	√	√	√	√	√	√
183 Series_F18	Any	Any	SMBFH Seat module,passenger'sside,rear	√	√	√	√	√	√
184 Series_F18	Any	Any	SMF/SM/SLM (Seat memory,driver)	√	√	√	√	√	√
185 Series_F18	Any	Any	SMFA Seat module,driver	√	√	√	√	√	√
186 Series_F18	Any	Any	SMFAH Seat module,driver'sside,rear	√	√	√	√	√	√
187 Series_F18	Any	Any	SPMBT Mirror memory,passenger	√	√	√	√	√	√
188 Series_F18	Any	Any	SPMFT Mirror memory,driver	√	√	√	√	√	√
189 Series_F18	Any	Any	SSBF Satellite,seat,passenger	√	√	√	√		
190 Series_F18	Any	Any	SSFA Satellite,seat,driver	√	√	√	√		
191 Series_F18	Any	Any	SSH Satellite,seat,rear	√	√	√	√	√	√
192 Series_F18	Any	Any	STH park heating						
193 Series_F18	Any	Any	STVL Satellite,door,front left	√	√	√	√		
194 Series_F18	Any	Any	STVR Satellite,door,front right	√	√	√	√		
195 Series_F18	Any	Any	SVS Language processing system	√	√	√	√		
196 Series_F18	Any	Any	SVT Servotronic						
197 Series_F18	Any	Any	SZL Switch center,steering column	√	√	√	√	√	√
198 Series_F18	Any	Any	SZL Switch center,center console	√	√	√	√	√	√

199 Series_F18	Any	Any	Short test	√	√	√			
200 Series_F18	Any	Any	TCU Telematic Control Unit	√	√	√	√	√	√
201 Series_F18	Any	Any	TEL Telephone	√	√	√	√		
202 Series_F18	Any	Any	TMBF Door module,front passenger	√	√	√	√	√	√
203 Series_F18	Any	Any	TMBFH Door module,passenger'sside,rear	√	√	√	√		
204 Series_F18	Any	Any	TMBFT Door module,passenger door	√	√	√	√		
205 Series_F18	Any	Any	TMFA Door module,driver	√	√	√	√	√	√
206 Series_F18	Any	Any	TMFAH Door module,driver'sside,rear	√	√	√	√		
207 Series_F18	Any	Any	TMFAT Door module,driver's door	√	√	√	√		
208 Series_F18	Any	Any	TRSVC All round view camera	√	√	√	√	√	√
209 Series_F18	Any	Any	ULF Universal charging and hands-free facility	√	√	√	√	√	√
210 Series_F18	Any	Any	ULF-SBX-H Interface box High	√	√	√	√	√	√
211 Series_F18	Any	Any	VDM Vertical Dynamics Management	√	√	√	√	√	√
212 Series_F18	Any	Any	VID Video module	√	√	√			
213 Series_F18	Any	Any	VM Video Module	√	√	√	√	√	√
214 Series_F18	Any	Any	VSW Video switch	√	√	√	√	√	√
215 Series_F18	Any	Any	VTC Valvetronic	√	√	√			
216 Series_F18	Any	Any	VTC2 Valvetronic 2	√	√	√			
217 Series_F18	Any	Any	VTG Transfer case	√	√	√	√	√	√
218 Series_F18	Any	Any	WIM Wiper module	√	√	√	√	√	√
219 Series_F18	Any	Any	ZGM Central Gateway Module	√	√	√	√	√	√
220 Series_F18	Any	Any	ZKE Central body electronics BC 1	√	√	√	√	√	√
221 Series_F18	Any	Any	ZKE/GM (Central body electronics/GM base module)	√	√	√	√	√	√
6 Series_E63/E64	630i,635d,645Ci,650i,M6	2003-2016	ABS/ASC/DSC (Dynamic Stability Control)	√	√	√	√	√	√
6 Series_E63/E64	630i,635d,645Ci,650i,M6	2003-2016	ACC Active cruise control	√	√	√	√	√	√
6 Series_E63/E64	630i,635d,645Ci,650i,M6	2003-2016	ACC/ACC2 Active Cruise Control	√	√	√			
6 Series_E63/E64	630i,635d,645Ci,650i,M6	2003-2016	ACSM Crash Safety Module	√	√	√	√	√	√
6 Series_E63/E64	630i,635d,645Ci,650i,M6	2003-2016	ACSM/MRS Crash Safety Module	√	√	√	√		
6 Series_E63/E64	630i,635d,645Ci,650i,M6	2003-2016	AHL Adaptive directional headlights	√	√	√	√	√	√
6 Series_E63/E64	630i,635d,645Ci,650i,M6	2003-2016	AHM Trailer module	√	√	√	√	√	√
6 Series_E63/E64	630i,635d,645Ci,650i,M6	2003-2016	AL active front steering (AFS70)	√	√	√	√		
6 Series_E63/E64	630i,635d,645Ci,650i,M6	2003-2016	AL active steering	√	√	√	√	√	√
6 Series_E63/E64	630i,635d,645Ci,650i,M6	2003-2016	ALBBF Active backrest width,front passenger	√	√	√	√		
6 Series_E63/E64	630i,635d,645Ci,650i,M6	2003-2016	ALBFA Active backrest width,driver	√	√	√	√		
6 Series_E63/E64	630i,635d,645Ci,650i,M6	2003-2016	AMP Amplifier	√	√	√	√	√	√
6 Series_E63/E64	630i,635d,645Ci,650i,M6	2003-2016	AMPH Hi-Fi amplifier	√	√	√	√	√	√
6 Series_E63/E64	630i,635d,645Ci,650i,M6	2003-2016	AMPT Top Hi-Fi amplifier	√	√	√	√	√	√
6 Series_E63/E64	630i,635d,645Ci,650i,M6	2003-2016	ANT Antenna/antenna tuner	√	√	√	√	√	√
6 Series_E63/E64	630i,635d,645Ci,650i,M6	2003-2016	ARS Dynamic Drive	√	√	√	√	√	√
6 Series_E63/E64	630i,635d,645Ci,650i,M6	2003-2016	ARS Dynamic Drive 2	√	√	√	√	√	√

6 Series_E63/E64	630i,635d,645Ci,650i,M6	2003-2016	ASK Audio system controller	√	√	√	√	√	√
6 Series_E63/E64	630i,635d,645Ci,650i,M6	2003-2016	BM On-board monitor						
6 Series_E63/E64	630i,635d,645Ci,650i,M6	2003-2016	BM/MIR (On-board monitor/Multi-Information Radio)	√	√	√	√	√	√
6 Series_E63/E64	630i,635d,645Ci,650i,M6	2003-2016	BZM Control center, center console	√	√	√	√	√	√
6 Series_E63/E64	630i,635d,645Ci,650i,M6	2003-2016	CA Comfort Access	√	√	√	√	√	√
6 Series_E63/E64	630i,635d,645Ci,650i,M6	2003-2016	CAN / byteflight	√	√	√			
6 Series_E63/E64	630i,635d,645Ci,650i,M6	2003-2016	CAN communication analysis	√	√	√			
6 Series_E63/E64	630i,635d,645Ci,650i,M6	2003-2016	CAS Car Access System	√	√	√	√	√	√
6 Series_E63/E64	630i,635d,645Ci,650i,M6	2003-2016	CCC-A Applications	√	√	√	√	√	√
6 Series_E63/E64	630i,635d,645Ci,650i,M6	2003-2016	CCC-ANT Aerial tuner	√	√	√	√	√	√
6 Series_E63/E64	630i,635d,645Ci,650i,M6	2003-2016	CCC-ASK Audio system controller	√	√	√	√	√	√
6 Series_E63/E64	630i,635d,645Ci,650i,M6	2003-2016	CCC-GW Gateway	√	√	√	√	√	√
6 Series_E63/E64	630i,635d,645Ci,650i,M6	2003-2016	CD Control Display	√	√	√	√		
6 Series_E63/E64	630i,635d,645Ci,650i,M6	2003-2016	CD-GW Control Display(Gateway)	√	√	√	√	√	√
6 Series_E63/E64	630i,635d,645Ci,650i,M6	2003-2016	CDC CD Changer	√	√	√	√	√	√
6 Series_E63/E64	630i,635d,645Ci,650i,M6	2003-2016	CEM Clean Energy Module	√	√	√	√		
6 Series_E63/E64	630i,635d,645Ci,650i,M6	2003-2016	CHAMP-BO User interface X	√	√	√	√		
6 Series_E63/E64	630i,635d,645Ci,650i,M6	2003-2016	CHAMP-GW Gateway X	√	√	√	√		
6 Series_E63/E64	630i,635d,645Ci,650i,M6	2003-2016	CIC User interface	√	√	√	√	√	√
6 Series_E63/E64	630i,635d,645Ci,650i,M6	2003-2016	CIC-GW Gateway	√	√	√	√	√	√
6 Series_E63/E64	630i,635d,645Ci,650i,M6	2003-2016	CIC/CHAMP Car headunit column	√	√	√	√	√	√
6 Series_E63/E64	630i,635d,645Ci,650i,M6	2003-2016	CID Central Information Display	√	√	√	√	√	√
6 Series_E63/E64	630i,635d,645Ci,650i,M6	2003-2016	CIM Chassis integration Module	√	√	√	√	√	√
6 Series_E63/E64	630i,635d,645Ci,650i,M6	2003-2016	CON Controller	√	√	√	√	√	√
6 Series_E63/E64	630i,635d,645Ci,650i,M6	2003-2016	CVM Convertible top module	√	√	√	√	√	√
6 Series_E63/E64	630i,635d,645Ci,650i,M6	2003-2016	DAB Digital tuner	√	√	√	√	√	√
6 Series_E63/E64	630i,635d,645Ci,650i,M6	2003-2016	DDE Diesel Electronics	√	√	√	√	√	√
6 Series_E63/E64	630i,635d,645Ci,650i,M6	2003-2016	DME Digital Engine/Gearbox Electronics 2	√	√	√	√	√	√
6 Series_E63/E64	630i,635d,645Ci,650i,M6	2003-2016	DME Digital Motor Electronics	√	√	√	√	√	√
6 Series_E63/E64	630i,635d,645Ci,650i,M6	2003-2016	DME Motor Electronics	√	√	√	√	√	√
6 Series_E63/E64	630i,635d,645Ci,650i,M6	2003-2016	DME/DDE (Motor/Diesel Electronics)	√	√	√	√	√	√
6 Series_E63/E64	630i,635d,645Ci,650i,M6	2003-2016	DME/DDE Motor Electronics	√	√	√	√	√	√
6 Series_E63/E64	630i,635d,645Ci,650i,M6	2003-2016	DME2/DME2 Digital motor electronics 2	√	√	√	√	√	√
6 Series_E63/E64	630i,635d,645Ci,650i,M6	2003-2016	DSC Dynamic Stability Control	√	√	√	√	√	√
6 Series_E63/E64	630i,635d,645Ci,650i,M6	2003-2016	DSC(Bosch)Dynamic Stability Control	√	√	√	√	√	√
6 Series_E63/E64	630i,635d,645Ci,650i,M6	2003-2016	DSP Digital Sound Processor						
6 Series_E63/E64	630i,635d,645Ci,650i,M6	2003-2016	DVD CD Changer	√	√	√	√		
6 Series_E63/E64	630i,635d,645Ci,650i,M6	2003-2016	DVD-C DVD changer	√	√	√	√	√	√
6 Series_E63/E64	630i,635d,645Ci,650i,M6	2003-2016	DVDC DVD Changer	√	√	√	√	√	√
6 Series_E63/E64	630i,635d,645Ci,650i,M6	2003-2016	DWA antitheft alarm system	√	√	√	√	√	√
6 Series_E63/E64	630i,635d,645Ci,650i,M6	2003-2016	EDC Damper Control	√	√	√	√	√	√
6 Series_E63/E64	630i,635d,645Ci,650i,M6	2003-2016	Electronic Damper Control	√	√	√	√	√	√
6 Series_E63/E64	630i,635d,645Ci,650i,M6	2003-2016	Electronic Damper satellite, rear left	√	√	√	√	√	√

6 Series E63/E64	630i,635d,645Ci,650i,M6	2003-2016	EDCSHR Damper satellite, rear right	√	√	√	√	√	√
6 Series E63/E64	630i,635d,645Ci,650i,M6	2003-2016	EDCSVL Damper satellite, front left	√	√	√	√	√	√
6 Series E63/E64	630i,635d,645Ci,650i,M6	2003-2016	EDCSVR Damper satellite, front right	√	√	√	√	√	√
6 Series E63/E64	630i,635d,645Ci,650i,M6	2003-2016	EGS 6HPTU transmission control	√	√	√	√	√	√
6 Series E63/E64	630i,635d,645Ci,650i,M6	2003-2016	EGS transmission management	√	√	√	√	√	√
6 Series E63/E64	630i,635d,645Ci,650i,M6	2003-2016	EHC Electronic Height Control	√	√	√	√	√	√
6 Series E63/E64	630i,635d,645Ci,650i,M6	2003-2016	EHC Electronic Ride-Height Control	√	√	√	√	√	√
6 Series E63/E64	630i,635d,645Ci,650i,M6	2003-2016	EHC Ride level(Height) Control	√	√	√	√	√	√
6 Series E63/E64	630i,635d,645Ci,650i,M6	2003-2016	EHC/EHC2 (Electronic ride-level control)	√	√	√	√	√	√
6 Series E63/E64	630i,635d,645Ci,650i,M6	2003-2016	EHPS Electro-hydraulic steering assistance	√	√	√	√	√	√
6 Series E63/E64	630i,635d,645Ci,650i,M6	2003-2016	EKP Fuel pump	√	√	√	√	√	√
6 Series E63/E64	630i,635d,645Ci,650i,M6	2003-2016	EKPS Fuel pump	√	√	√	√	√	√
6 Series E63/E64	630i,635d,645Ci,650i,M6	2003-2016	EKPS Fuel-pump control	√	√	√	√	√	√
6 Series E63/E64	630i,635d,645Ci,650i,M6	2003-2016	EMF Parking brake	√	√	√	√	√	√
6 Series E63/E64	630i,635d,645Ci,650i,M6	2003-2016	EML Electronic engine-power control	√	√	√			
6 Series E63/E64	630i,635d,645Ci,650i,M6	2003-2016	EPS Electronic Power Steering	√	√	√	√	√	√
6 Series E63/E64	630i,635d,645Ci,650i,M6	2003-2016	EWS Electronic immobilizer	√	√	√	√		
6 Series E63/E64	630i,635d,645Ci,650i,M6	2003-2016	EWS Vehicle immobilizer	√	√	√	√		
6 Series E63/E64	630i,635d,645Ci,650i,M6	2003-2016	FBI Flexible Bus Interface	√	√	√	√		
6 Series E63/E64	630i,635d,645Ci,650i,M6	2003-2016	FBZM Rear compartment,controlcenter,center console	√	√	√	√	√	√
6 Series E63/E64	630i,635d,645Ci,650i,M6	2003-2016	FCON Rear compartment controller	√	√	√	√	√	√
6 Series E63/E64	630i,635d,645Ci,650i,M6	2003-2016	FD Rear-cabin display	√	√	√	√		
6 Series E63/E64	630i,635d,645Ci,650i,M6	2003-2016	FD Rear-compartment display	√	√	√	√	√	√
6 Series E63/E64	630i,635d,645Ci,650i,M6	2003-2016	FD2 Rear-compartment display2	√	√	√	√	√	√
6 Series E63/E64	630i,635d,645Ci,650i,M6	2003-2016	FID Read-compartment information display	√	√	√			
6 Series E63/E64	630i,635d,645Ci,650i,M6	2003-2016	FKA Rear heater/air conditioning	√	√	√	√	√	√
6 Series E63/E64	630i,635d,645Ci,650i,M6	2003-2016	FKA Rear-cabin automatic A/C	√	√	√	√	√	√
6 Series E63/E64	630i,635d,645Ci,650i,M6	2003-2016	FKA Rear-compartment air conditioning	√	√	√	√	√	√
6 Series E63/E64	630i,635d,645Ci,650i,M6	2003-2016	FLA High Beam Assist	√	√	√	√	√	√
6 Series E63/E64	630i,635d,645Ci,650i,M6	2003-2016	FRM Footwell module	√	√	√	√	√	√
6 Series E63/E64	630i,635d,645Ci,650i,M6	2003-2016	FRM/FRM2 Footwell module	√	√	√	√	√	√
6 Series E63/E64	630i,635d,645Ci,650i,M6	2003-2016	FRM2 Footwell module 2	√	√	√	√	√	√
6 Series E63/E64	630i,635d,645Ci,650i,M6	2003-2016	FZD Function centre,roof	√	√	√	√	√	√
6 Series E63/E64	630i,635d,645Ci,650i,M6	2003-2016	GR Cruise control	√	√	√			
6 Series E63/E64	630i,635d,645Ci,650i,M6	2003-2016	GWS Gear selector switch	√	√	√	√	√	√
6 Series E63/E64	630i,635d,645Ci,650i,M6	2003-2016	HKL Rear-lid lift	√	√	√	√	√	√
6 Series E63/E64	630i,635d,645Ci,650i,M6	2003-2016	HKL Rear-lid module X	√	√	√	√		
6 Series E63/E64	630i,635d,645Ci,650i,M6	2003-2016	ICM Integrated Chassis Management	√	√	√	√	√	√
6 Series E63/E64	630i,635d,645Ci,650i,M6	2003-2016	ICM Integronic Power Steering	√	√	√	√	√	√
6 Series E63/E64	630i,635d,645Ci,650i,M6	2003-2016	FKA Rear-cabin automatic A/C control	√	√	√	√	√	√

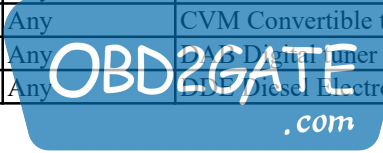
6 Series_E63/E64	630i,635d,645Ci,650i,M6	2003-2016	IHKA Integrated automatic heating/air conditioning	√	√	√	√	√	√
6 Series_E63/E64	630i,635d,645Ci,650i,M6	2003-2016	IHKA Integrated heating /air conditioning	√	√	√	√	√	√
6 Series_E63/E64	630i,635d,645Ci,650i,M6	2003-2016	IHKA/IHKR Integrated heating/air conditioning	√	√	√	√	√	√
6 Series_E63/E64	630i,635d,645Ci,650i,M6	2003-2016	IHKS Integrated heating/air-conditioning control	√	√	√	√	√	√
6 Series_E63/E64	630i,635d,645Ci,650i,M6	2003-2016	IHS Heater control	√	√	√	√	√	√
6 Series_E63/E64	630i,635d,645Ci,650i,M6	2003-2016	INSTR Instrumint cluster	√	√	√	√	√	√
6 Series_E63/E64	630i,635d,645Ci,650i,M6	2003-2016	JBE Junction-box electronics	√	√	√	√	√	√
6 Series_E63/E64	630i,635d,645Ci,650i,M6	2003-2016	JBE2 Junction Box electronics 2	√	√	√	√	√	√
6 Series_E63/E64	630i,635d,645Ci,650i,M6	2003-2016	JNAV Navigation system,Japan	√	√	√	√	√	√
6 Series_E63/E64	630i,635d,645Ci,650i,M6	2003-2016	KBM Body basic module	√	√	√	√	√	√
6 Series_E63/E64	630i,635d,645Ci,650i,M6	2003-2016	KGM Body Gateway Module	√	√	√	√	√	√
6 Series_E63/E64	630i,635d,645Ci,650i,M6	2003-2016	KHI Headphones interface	√	√	√	√	√	√
6 Series_E63/E64	630i,635d,645Ci,650i,M6	2003-2016	KNAV Navigation system,Korea	√	√	√	√	√	√
6 Series_E63/E64	630i,635d,645Ci,650i,M6	2003-2016	KOM Instrument cluster	√	√	√	√	√	√
6 Series_E63/E64	630i,635d,645Ci,650i,M6	2003-2016	KOM/IKI/IKI/INSTR(Instrument cluster)	√	√	√	√	√	√
6 Series_E63/E64	630i,635d,645Ci,650i,M6	2003-2016	KOMB12 additional Instruments						
6 Series_E63/E64	630i,635d,645Ci,650i,M6	2003-2016	LEW Steering-angle sensor	√	√	√	√		
6 Series_E63/E64	630i,635d,645Ci,650i,M6	2003-2016	LEW/LWS (Steering angle sensor)	√	√	√	√		
6 Series_E63/E64	630i,635d,645Ci,650i,M6	2003-2016	LM Lights Module	√	√	√	√	√	√
6 Series_E63/E64	630i,635d,645Ci,650i,M6	2003-2016	LM Lights module 2	√	√	√	√	√	√
6 Series_E63/E64	630i,635d,645Ci,650i,M6	2003-2016	LM2 Lights module 2	√	√	√	√	√	√
6 Series_E63/E64	630i,635d,645Ci,650i,M6	2003-2016	LRA Automatic headlight vertical aim control	√	√	√			
6 Series_E63/E64	630i,635d,645Ci,650i,M6	2003-2016	LRA Headlight vertical aim control	√	√	√	√	√	√
6 Series_E63/E64	630i,635d,645Ci,650i,M6	2003-2016	LRR Long Range Radar	√	√	√			
6 Series_E63/E64	630i,635d,645Ci,650i,M6	2003-2016	LSZ/LCM (Lights switching center)	√	√	√	√	√	√
6 Series_E63/E64	630i,635d,645Ci,650i,M6	2003-2016	M-ASK-BO User interface	√	√	√	√	√	√
6 Series_E63/E64	630i,635d,645Ci,650i,M6	2003-2016	M-ASK-GW Gateway	√	√	√	√	√	√
6 Series_E63/E64	630i,635d,645Ci,650i,M6	2003-2016	M-ASK-NAV Navigation system	√	√	√	√	√	√
6 Series_E63/E64	630i,635d,645Ci,650i,M6	2003-2016	MFL Multifunction steering wheel I	√	√	√	√		
6 Series_E63/E64	630i,635d,645Ci,650i,M6	2003-2016	MID Multi Information Display	√	√	√			
6 Series_E63/E64	630i,635d,645Ci,650i,M6	2003-2016	MPM Micro-power module	√	√	√	√	√	√
6 Series_E63/E64	630i,635d,645Ci,650i,M6	2003-2016	MRS Multiple Restraint System	√	√	√	√		
6 Series_E63/E64	630i,635d,645Ci,650i,M6	2003-2016	MRS/AirBag (Multiple Restraint System)	√	√	√			
6 Series_E63/E64	630i,635d,645Ci,650i,M6	2003-2016	MRS/AirBag(Multiple Restraint System)	√	√	√			
6 Series_E63/E64	630i,635d,645Ci,650i,M6	2003-2016	MRS/AirBag/SIM (Multiple Restraint System)	√	√	√	√	√	√
6 Series_E63/E64	630i,635d,645Ci,650i,M6	2003-2016	NAV Navigation computer	√	√	√	√		
6 Series_E63/E64	630i,635d,645Ci,650i,M6	2003-2016	NAV Navigation computer, Europe	√	√	√	√		
6 Series_E63/E64	630i,635d,645Ci,650i,M6	2003-2016	NAV Navigation system	√	√	√	√	√	√
6 Series_E63/E64	630i,635d,645Ci,650i,M6	2003-2016	NVE Night Vision Electronics	√	√	√	√	√	√
6 Series_E63/E64	630i,635d,645Ci,650i,M6	2003-2016	NVC Night vision camera	√	√	√	√	√	√

6 Series_E63/E64	630i,635d,645Ci,650i,M6	2003-2016	PDC Park Distance Control	√	√	√	√	√	√
6 Series_E63/E64	630i,635d,645Ci,650i,M6	2003-2016	PM Power module	√	√	√	√	√	√
6 Series_E63/E64	630i,635d,645Ci,650i,M6	2003-2016	QMVHL Lateral-moment distribution,rear axle	√	√	√	√	√	√
6 Series_E63/E64	630i,635d,645Ci,650i,M6	2003-2016	RAD Radio	√	√	√	√	√	√
6 Series_E63/E64	630i,635d,645Ci,650i,M6	2003-2016	RAD2-BO User interface	√	√	√	√	√	√
6 Series_E63/E64	630i,635d,645Ci,650i,M6	2003-2016	RAD2-GW Gateway	√	√	√	√		
6 Series_E63/E64	630i,635d,645Ci,650i,M6	2003-2016	RAD2-GW Gateway	√	√	√	√	√	√
6 Series_E63/E64	630i,635d,645Ci,650i,M6	2003-2016	RDC Tire pressure control	√	√	√	√		
6 Series_E63/E64	630i,635d,645Ci,650i,M6	2003-2016	RDC/RDW Tyre pressure check	√	√	√	√		
6 Series_E63/E64	630i,635d,645Ci,650i,M6	2003-2016	RFK Reversing camera	√	√	√	√	√	√
6 Series_E63/E64	630i,635d,645Ci,650i,M6	2003-2016	RLS Rain/Light Sensor	√	√	√	√		
6 Series_E63/E64	630i,635d,645Ci,650i,M6	2003-2016	RLS/AIC (Rain/Light Sensor/Automatic interval Control)	√	√	√	√		
6 Series_E63/E64	630i,635d,645Ci,650i,M6	2003-2016	RLSS Rain/light solar sensor	√	√	√	√	√	√
6 Series_E63/E64	630i,635d,645Ci,650i,M6	2003-2016	RLSS Solar Rain/Light Sensor	√	√	√	√	√	√
6 Series_E63/E64	630i,635d,645Ci,650i,M6	2003-2016	RSE Rear Seat Entertainment	√	√	√	√	√	√
6 Series_E63/E64	630i,635d,645Ci,650i,M6	2003-2016	RSE Rear seat entertainment	√	√	√	√	√	√
6 Series_E63/E64	630i,635d,645Ci,650i,M6	2003-2016	SASL Satellite,A-pillar,left	√	√	√	√		
6 Series_E63/E64	630i,635d,645Ci,650i,M6	2003-2016	SASR Satellite,A-pillar,right	√	√	√	√		
6 Series_E63/E64	630i,635d,645Ci,650i,M6	2003-2016	SBSL Satellite,B-pillar,left	√	√	√	√		
6 Series_E63/E64	630i,635d,645Ci,650i,M6	2003-2016	SBSR Satellite,B-pillar,right	√	√	√	√		
6 Series_E63/E64	630i,635d,645Ci,650i,M6	2003-2016	SBSR Satellite,B-pillar,right	√	√	√	√	√	√
6 Series_E63/E64	630i,635d,645Ci,650i,M6	2003-2016	SDARS Satellite tuner (US)	√	√	√	√	√	√
6 Series_E63/E64	630i,635d,645Ci,650i,M6	2003-2016	SEC1 Supplementary control unit 1	√	√	√			
6 Series_E63/E64	630i,635d,645Ci,650i,M6	2003-2016	SEC2 Supplementary control unit 2	√	√	√			
6 Series_E63/E64	630i,635d,645Ci,650i,M6	2003-2016	SFZ Satellite vehicle center	√	√	√	√		
6 Series_E63/E64	630i,635d,645Ci,650i,M6	2003-2016	SG-FD Control unit,rear-compartment display	√	√	√	√		
6 Series_E63/E64	630i,635d,645Ci,650i,M6	2003-2016	SG-FD-GW Control unit,rear-compartment display(gateway)	√	√	√	√	√	√
6 Series_E63/E64	630i,635d,645Ci,650i,M6	2003-2016	SGM-SIM Safety and Gateway Module(SIM)	√	√	√	√	√	√
6 Series_E63/E64	630i,635d,645Ci,650i,M6	2003-2016	SGM-ZGM Safety and Gateway Module(ZGM)	√	√	√			
6 Series_E63/E64	630i,635d,645Ci,650i,M6	2003-2016	SHD Slide/tilt sunroof 2	√	√	√	√	√	√
6 Series_E63/E64	630i,635d,645Ci,650i,M6	2003-2016	SHD Sliding/tilting sunroof	√	√	√	√	√	√
6 Series_E63/E64	630i,635d,645Ci,650i,M6	2003-2016	SHD Sliding/tilting sunroof module	√	√	√	√	√	√
6 Series_E63/E64	630i,635d,645Ci,650i,M6	2003-2016	SHD Sliding/tilting sunroof	√	√	√			
6 Series_E63/E64	630i,635d,645Ci,650i,M6	2003-2016	SHZH Independent/auxiliary heater	√	√	√	√	√	√
6 Series_E63/E64	630i,635d,645Ci,650i,M6	2003-2016	SIM Safety and information module	√	√	√	√	√	√
6 Series_E63/E64	630i,635d,645Ci,650i,M6	2003-2016	SINE Siren and tilt sensor	√	√	√	√		
6 Series_E63/E64	630i,635d,645Ci,650i,M6	2003-2016	SINE Siren with tilt sensor	√	√	√	√	√	√
6 Series_E63/E64	630i,635d,645Ci,650i,M6	2003-2016	SMPF Seat module,passenger	√	√	√	√	√	√

6 Series_E63/E64	630i,635d,645Ci,650i,M6	2003-2016	SMBFH Seat module,passenger'sside,rear	√	√	√	√	√	√
6 Series_E63/E64	630i,635d,645Ci,650i,M6	2003-2016	SMF/SM/SLM (Seat memory,driver)	√	√	√	√	√	√
6 Series_E63/E64	630i,635d,645Ci,650i,M6	2003-2016	SMFA Seat module,driver	√	√	√	√	√	√
6 Series_E63/E64	630i,635d,645Ci,650i,M6	2003-2016	SMFAH Seat module,driver'sside,rear	√	√	√	√	√	√
6 Series_E63/E64	630i,635d,645Ci,650i,M6	2003-2016	SPMBT Mirror memory,passenger	√	√	√	√	√	√
6 Series_E63/E64	630i,635d,645Ci,650i,M6	2003-2016	SPMFT Mirror memory,driver	√	√	√	√	√	√
6 Series_E63/E64	630i,635d,645Ci,650i,M6	2003-2016	SSBF Satellite,seat,passenger	√	√	√	√		
6 Series_E63/E64	630i,635d,645Ci,650i,M6	2003-2016	SSFA Satellite,seat,driver	√	√	√	√		
6 Series_E63/E64	630i,635d,645Ci,650i,M6	2003-2016	SSH Satellite,seat,rear	√	√	√	√	√	√
6 Series_E63/E64	630i,635d,645Ci,650i,M6	2003-2016	STH park heating						
6 Series_E63/E64	630i,635d,645Ci,650i,M6	2003-2016	STVL Satellite,door,front left	√	√	√	√		
6 Series_E63/E64	630i,635d,645Ci,650i,M6	2003-2016	STVR Satellite,door,front right	√	√	√	√		
6 Series_E63/E64	630i,635d,645Ci,650i,M6	2003-2016	SVS Language processing system	√	√	√	√		
6 Series_E63/E64	630i,635d,645Ci,650i,M6	2003-2016	SVT Servotronic						
6 Series_E63/E64	630i,635d,645Ci,650i,M6	2003-2016	SZL Switch center,steering column	√	√	√	√	√	√
6 Series_E63/E64	630i,635d,645Ci,650i,M6	2003-2016	SZM Switching center,center console	√	√	√	√	√	√
6 Series_E63/E64	630i,635d,645Ci,650i,M6	2003-2016	Short test	√	√	√			
6 Series_E63/E64	630i,635d,645Ci,650i,M6	2003-2016	TCU Telematic Control Unit	√	√	√	√	√	√
6 Series_E63/E64	630i,635d,645Ci,650i,M6	2003-2016	TEL Telephone	√	√	√	√		
6 Series_E63/E64	630i,635d,645Ci,650i,M6	2003-2016	TMBF Door module,front passenger	√	√	√	√	√	√
6 Series_E63/E64	630i,635d,645Ci,650i,M6	2003-2016	TMBFH Door module,passenger'sside,rear	√	√	√	√		
6 Series_E63/E64	630i,635d,645Ci,650i,M6	2003-2016	TMBFT Door module,passenger door	√	√	√	√		
6 Series_E63/E64	630i,635d,645Ci,650i,M6	2003-2016	TMFA Door module,driver	√	√	√	√	√	√
6 Series_E63/E64	630i,635d,645Ci,650i,M6	2003-2016	TMFAH Door module,driver'sside,rear	√	√	√	√		
6 Series_E63/E64	630i,635d,645Ci,650i,M6	2003-2016	TMFAT Door module,driver's door	√	√	√	√		
6 Series_E63/E64	630i,635d,645Ci,650i,M6	2003-2016	TR SVC All round view camera	√	√	√	√	√	√
6 Series_E63/E64	630i,635d,645Ci,650i,M6	2003-2016	ULF Universal charging and hands-free facility	√	√	√	√	√	√
6 Series_E63/E64	630i,635d,645Ci,650i,M6	2003-2016	ULF-SBX-H Interface box High	√	√	√	√	√	√
6 Series_E63/E64	630i,635d,645Ci,650i,M6	2003-2016	VDM Vertical Dynamics Management	√	√	√	√	√	√
6 Series_E63/E64	630i,635d,645Ci,650i,M6	2003-2016	VID Video module	√	√	√			
6 Series_E63/E64	630i,635d,645Ci,650i,M6	2003-2016	VM Video Module	√	√	√	√	√	√
6 Series_E63/E64	630i,635d,645Ci,650i,M6	2003-2016	VSW Video switch	√	√	√	√	√	√
6 Series_E63/E64	630i,635d,645Ci,650i,M6	2003-2016	VTC Valvetronic	√	√	√			
6 Series_E63/E64	630i,635d,645Ci,650i,M6	2003-2016	VTC2 Valvetronic 2	√	√	√			
6 Series_E63/E64	630i,635d,645Ci,650i,M6	2003-2016	VTG Transfer case	√	√	√	√	√	√
6 Series_E63/E64	630i,635d,645Ci,650i,M6	2003-2016	WIM Wiper module	√	√	√	√	√	√
6 Series_E63/E64	630i,635d,645Ci,650i,M6	2003-2016	ZGM Central Gateway Module	√	√	√	√	√	√
6 Series_E63/E64	630i,635d,645Ci,650i,M6	2003-2016	ZKE Central body electronics BC 1	√	√	√	√	√	√
6 Series_E63/E64	630i,635d,645Ci,650i,M6	2003-2016	ZKE/GM (Central body electronics/GM base module)	√	√	√	√	√	√
6 Series_F06	Any	Any	ABS/ASC/DSC (Dynamic Stability Control)	√	√	√	√	√	√



6 Series_F06	Any	Any	ACC Active cruise control	√	√	√	√	√	√
6 Series_F06	Any	Any	ACC/ACC2 Active Cruise Control	√	√	√			
6 Series_F06	Any	Any	ACSM Crash Safety Module	√	√	√	√	√	√
6 Series_F06	Any	Any	ACSM/MRS Crash Safety Module	√	√	√	√		
6 Series_F06	Any	Any	AHL Adaptive directional headlights	√	√	√	√	√	√
6 Series_F06	Any	Any	AHM Trailer module	√	√	√	√	√	√
6 Series_F06	Any	Any	AL active front steering (AFS70)	√	√	√	√		
6 Series_F06	Any	Any	AL active steering	√	√	√	√	√	√
6 Series_F06	Any	Any	ALBBF Active backrest width,front passenger	√	√	√	√		
6 Series_F06	Any	Any	ALBFA Active backrest width,driver	√	√	√	√		
6 Series_F06	Any	Any	AMP Amplifier	√	√	√	√	√	√
6 Series_F06	Any	Any	AMPH Hi-Fi amplifier	√	√	√	√	√	√
6 Series_F06	Any	Any	AMPT Top Hi-Fi amplifier	√	√	√	√	√	√
6 Series_F06	Any	Any	ANT Antenna/antenna tuner	√	√	√	√	√	√
6 Series_F06	Any	Any	ARS Dynamic Drive	√	√	√	√	√	√
6 Series_F06	Any	Any	ARS Dynamic Drive 2	√	√	√	√	√	√
6 Series_F06	Any	Any	ASK Audio system controller	√	√	√	√	√	√
6 Series_F06	Any	Any	BM On-board monitor						
6 Series_F06	Any	Any	BM/MIR (On-board monitor/Multi-Information Radio)	√	√	√	√	√	√
6 Series_F06	Any	Any	BZM Control center, center console	√	√	√	√	√	√
6 Series_F06	Any	Any	CA Comfort Access	√	√	√	√	√	√
6 Series_F06	Any	Any	CAN / byteflight	√	√	√			
6 Series_F06	Any	Any	CAN communication analysis	√	√	√			
6 Series_F06	Any	Any	CAS Car Access System	√	√	√	√	√	√
6 Series_F06	Any	Any	CCC-A Applications	√	√	√	√	√	√
6 Series_F06	Any	Any	CCC-ANT Aerial tuner	√	√	√	√	√	√
6 Series_F06	Any	Any	CCC-ASK Audio system controller	√	√	√	√	√	√
6 Series_F06	Any	Any	CCC-GW Gateway	√	√	√	√	√	√
6 Series_F06	Any	Any	CD Control Display	√	√	√	√		
6 Series_F06	Any	Any	CD-GW Control Display(Gateway)	√	√	√	√	√	√
6 Series_F06	Any	Any	CDC CD Changer	√	√	√	√	√	√
6 Series_F06	Any	Any	CEM Clean Energy Module	√	√	√	√		
6 Series_F06	Any	Any	CHAMP-BO User interface X	√	√	√	√		
6 Series_F06	Any	Any	CHAMP-GW Gateway X	√	√	√	√		
6 Series_F06	Any	Any	CIC User interface	√	√	√	√	√	√
6 Series_F06	Any	Any	CIC-GW Gateway	√	√	√	√	√	√
6 Series_F06	Any	Any	CIC/CHAMP Car headunit column	√	√	√	√	√	√
6 Series_F06	Any	Any	CID Central Information Display	√	√	√	√	√	√
6 Series_F06	Any	Any	CIM Chassis integration Module	√	√	√	√	√	√
6 Series_F06	Any	Any	CON Controller	√	√	√	√	√	√
6 Series_F06	Any	Any	CVM Convertible top module	√	√	√	√	√	√
6 Series_F06	Any	Any	CVT Digital tuner	√	√	√	√	√	√
6 Series_F06	Any	Any	CVT Diesel Electronics	√	√	√	√	√	√



6 Series_F06	Any	Any	DME Digital Engine/Gearbox Electronics 2	√	√	√	√	√	√
6 Series_F06	Any	Any	DME Digital Motor Electronics	√	√	√	√	√	√
6 Series_F06	Any	Any	DME Motor Electronics	√	√	√	√	√	√
6 Series_F06	Any	Any	DME/DDE (Motor/Diesel Electronics)	√	√	√	√	√	√
6 Series_F06	Any	Any	DME/DDE Motor Electronics	√	√	√	√	√	√
6 Series_F06	Any	Any	DME2/DME2 Digital motor electronics 2	√	√	√	√	√	√
6 Series_F06	Any	Any	DSC Dynamic Stability Control	√	√	√	√	√	√
6 Series_F06	Any	Any	DSC(Bosch)Dynamic Stability Control	√	√	√	√	√	√
6 Series_F06	Any	Any	DSP Digital Sound Processor						
6 Series_F06	Any	Any	DVD CD Changer	√	√	√	√		
6 Series_F06	Any	Any	DVD-C DVD changer	√	√	√	√	√	√
6 Series_F06	Any	Any	DVDC DVD Changer	√	√	√	√	√	√
6 Series_F06	Any	Any	DWA antitheft alarm system	√	√	√	√	√	√
6 Series_F06	Any	Any	EDC Damper Control	√	√	√	√	√	√
6 Series_F06	Any	Any	EDC Electronic Damper Control	√	√	√	√	√	√
6 Series_F06	Any	Any	EDCSHL Damper satellite, rear left	√	√	√	√	√	√
6 Series_F06	Any	Any	EDCSHR Damper satellite, rear right	√	√	√	√	√	√
6 Series_F06	Any	Any	EDCSVL Damper satellite, front left	√	√	√	√	√	√
6 Series_F06	Any	Any	EDCSVR Damper satellite, front right	√	√	√	√	√	√
6 Series_F06	Any	Any	EGS 6HPTU transmission control	√	√	√	√	√	√
6 Series_F06	Any	Any	EGS transmission management	√	√	√	√	√	√
6 Series_F06	Any	Any	EHC Electronic Height Control	√	√	√	√	√	√
6 Series_F06	Any	Any	EHC Electronic Ride-Height Control	√	√	√	√	√	√
6 Series_F06	Any	Any	EHC Ride level(Height) Control	√	√	√	√	√	√
6 Series_F06	Any	Any	EHC/EHC2 (Electronic ride-level control)	√	√	√	√	√	√
6 Series_F06	Any	Any	EHPS Electro-hydraulic steering assistance	√	√	√	√	√	√
6 Series_F06	Any	Any	EKP Fuel pump	√	√	√	√	√	√
6 Series_F06	Any	Any	EKPS Fuel pump	√	√	√	√	√	√
6 Series_F06	Any	Any	EKPS Fuel-pump control	√	√	√	√	√	√
6 Series_F06	Any	Any	EMF Parking brake	√	√	√	√	√	√
6 Series_F06	Any	Any	EML Electronic engine-power control	√	√	√			
6 Series_F06	Any	Any	EPS Electronic Power Steering	√	√	√	√	√	√
6 Series_F06	Any	Any	EWS Electronic immobilizer	√	√	√	√		
6 Series_F06	Any	Any	EWS Vehicle immobilizer	√	√	√	√		
6 Series_F06	Any	Any	FBI Flexible Bus Interface	√	√	√	√		
6 Series_F06	Any	Any	FBZM Rear compartment,controlcenter,center console	√	√	√	√	√	√
6 Series_F06	Any	Any	FCON Rear compartment controller	√	√	√	√	√	√
6 Series_F06	Any	Any	FD Rear-cabin display	√	√	√	√		
6 Series_F06	Any	Any	FD Rear-compartment display	√	√	√	√	√	√
6 Series_F06	Any	Any	FD2 Rear-compartment display2	√	√	√	√	√	√

6 Series_F06	Any	Any	FID Read-compartment information display	√	√	√			
6 Series_F06	Any	Any	FKA Rear heater/air conditioning	√	√	√	√	√	√
6 Series_F06	Any	Any	FKA Rear-cabin automatic A/C	√	√	√	√	√	√
6 Series_F06	Any	Any	FKA Rear-compartment air conditioning	√	√	√	√	√	√
6 Series_F06	Any	Any	FLA High Beam Assist	√	√	√	√	√	√
6 Series_F06	Any	Any	FRM Footwell module	√	√	√	√	√	√
6 Series_F06	Any	Any	FRM/FRM2 Footwell module	√	√	√	√	√	√
6 Series_F06	Any	Any	FRM2 Footwell module 2	√	√	√	√	√	√
6 Series_F06	Any	Any	FZD Function centre,roof	√	√	√	√	√	√
6 Series_F06	Any	Any	GR Cruise control	√	√	√			
6 Series_F06	Any	Any	GWS Gear selector switch	√	√	√	√	√	√
6 Series_F06	Any	Any	HKL Rear-lid lift	√	√	√	√	√	√
6 Series_F06	Any	Any	HKL Rear-lid module X	√	√	√	√		
6 Series_F06	Any	Any	ICM Integrated Chassis Management	√	√	√	√	√	√
6 Series_F06	Any	Any	ICM Integronic Power Steering	√	√	√	√	√	√
6 Series_F06	Any	Any	IHKA Heater/automatic A/C control	√	√	√	√	√	√
6 Series_F06	Any	Any	IHKA Integrated automatic heating/air conditioning	√	√	√	√	√	√
6 Series_F06	Any	Any	IHKA Integrated heating /air conditioning	√	√	√	√	√	√
6 Series_F06	Any	Any	IHKA/IHKR Integrated heating/air conditioning	√	√	√	√	√	√
6 Series_F06	Any	Any	IHKS Integrated heating/air-conditioning control	√	√	√	√	√	√
6 Series_F06	Any	Any	IHS Heater control	√	√	√	√	√	√
6 Series_F06	Any	Any	INSTR Instrumint cluster	√	√	√	√	√	√
6 Series_F06	Any	Any	JBE Junction-box electronics	√	√	√	√	√	√
6 Series_F06	Any	Any	JBE2 Junction Box electronics 2	√	√	√	√	√	√
6 Series_F06	Any	Any	JNAV Navigation system,Japan	√	√	√	√	√	√
6 Series_F06	Any	Any	KBM Body basic module	√	√	√	√	√	√
6 Series_F06	Any	Any	KGM Body Gateway Module	√	√	√	√	√	√
6 Series_F06	Any	Any	KHI Headphones interface	√	√	√	√	√	√
6 Series_F06	Any	Any	KNAV Navigation system,Korea	√	√	√	√	√	√
6 Series_F06	Any	Any	KOM Instrument cluster	√	√	√	√	√	√
6 Series_F06	Any	Any	KOM/IKE/IKI/INSTR(Instrument cluster)	√	√	√	√	√	√
6 Series_F06	Any	Any	KOMBI2 additional Instruments						
6 Series_F06	Any	Any	LEW Steering-angle sensor	√	√	√	√		
6 Series_F06	Any	Any	LEW/LWS (Steering angle sensor)	√	√	√	√		
6 Series_F06	Any	Any	LM Lights Module	√	√	√	√	√	√
6 Series_F06	Any	Any	LM Lights module 2	√	√	√	√	√	√
6 Series_F06	Any	Any	LM2 Lights module 2	√	√	√	√	√	√
6 Series_F06	Any	Any	LRA Automatic headlight vertical aim control	√	√	√			
6 Series_F06	Any	Any	LRA Headlight vertical aim control	√	√	√	√	√	√
6 Series_F06	Any	Any	FRG Long Range Radar	√	√	√			

6 Series_F06	Any	Any	LSZ/LCM (Lights switching center)	√	√	√	√	√	√
6 Series_F06	Any	Any	M-ASK-BO User interface	√	√	√	√	√	√
6 Series_F06	Any	Any	M-ASK-GW Gateway	√	√	√	√	√	√
6 Series_F06	Any	Any	M-ASK-NAV Navigation system	√	√	√	√	√	√
6 Series_F06	Any	Any	MFL Multifunction steering wheel I	√	√	√	√		
6 Series_F06	Any	Any	MID Multi Information Display	√	√	√			
6 Series_F06	Any	Any	MPM Micro-power module	√	√	√	√	√	√
6 Series_F06	Any	Any	MRS Multiple Restraint System	√	√	√	√		
6 Series_F06	Any	Any	MRS/AirBag (Multiple Restraint System)	√	√	√			
6 Series_F06	Any	Any	MRS/AirBag(Multiple Restraint System)	√	√	√			
6 Series_F06	Any	Any	MRS/AirBag/SIM (Multiple Restraint System)	√	√	√	√	√	√
6 Series_F06	Any	Any	NAV Navigation computer	√	√	√	√		
6 Series_F06	Any	Any	NAV Navigation computer, Europe	√	√	√	√		
6 Series_F06	Any	Any	NAV Navigation system	√	√	√	√	√	√
6 Series_F06	Any	Any	NVE Night Vision Electronics	√	√	√	√	√	√
6 Series_F06	Any	Any	NVK Night vision camera	√	√	√	√	√	√
6 Series_F06	Any	Any	PDC Park Distance Control	√	√	√	√	√	√
6 Series_F06	Any	Any	PM Power module	√	√	√	√	√	√
6 Series_F06	Any	Any	QMVHL Lateral-moment distribution,rear axle	√	√	√	√	√	√
6 Series_F06	Any	Any	RAD Radio	√	√	√	√	√	√
6 Series_F06	Any	Any	RAD2-BO User interface	√	√	√	√	√	√
6 Series_F06	Any	Any	RAD2-GW Gateway	√	√	√	√		
6 Series_F06	Any	Any	RAD2-GW Gateway	√	√	√	√	√	√
6 Series_F06	Any	Any	RDC Tire pressure control	√	√	√	√		
6 Series_F06	Any	Any	RDC/RDW Tyre pressure check	√	√	√	√		
6 Series_F06	Any	Any	RFK Reversing camera	√	√	√	√	√	√
6 Series_F06	Any	Any	RLS Rain/Light Sensor	√	√	√	√		
6 Series_F06	Any	Any	RLS/AIC (Rain/Light Sensor/Automatic interval Control)	√	√	√	√		
6 Series_F06	Any	Any	RLSS Rain/light solar sensor	√	√	√	√	√	√
6 Series_F06	Any	Any	RLSS Solar Rain/Light Sensor	√	√	√	√	√	√
6 Series_F06	Any	Any	RSE Rear Seat Entertainment	√	√	√	√	√	√
6 Series_F06	Any	Any	RSE Rear seat entertainment	√	√	√	√	√	√
6 Series_F06	Any	Any	SASL Satellite,A-pillar,left	√	√	√	√		
6 Series_F06	Any	Any	SASR Satellite,A-pillar,right	√	√	√	√		
6 Series_F06	Any	Any	SBSL Satellite,B-pillar,left	√	√	√	√		
6 Series_F06	Any	Any	SBSR Satellite,B-pillar,right	√	√	√	√		
6 Series_F06	Any	Any	SBSR Satellite,B-pillar,right	√	√	√	√	√	√
6 Series_F06	Any	Any	SDARS Satellite tuner (US)	√	√	√	√	√	√
6 Series_F06	Any	Any	SEC1 Supplementary control unit 1	√	√	√			
6 Series_F06	Any	Any	SEC2 Supplementary control unit 2	√	√	√			
6 Series_F06	Any	Any	SEZ Satellite vehicle center	√	√	√	√		

6 Series_F06	Any	Any	SG-FD Control unit,rear-compartment display	√	√	√	√		
6 Series_F06	Any	Any	SG-FD-GW Control unit,rear-compartment display(gateway)	√	√	√	√	√	√
6 Series_F06	Any	Any	SGM-SIM Safety and Gateway Module(SIM)	√	√	√	√	√	√
6 Series_F06	Any	Any	SGM-ZGM Safety and Gateway Module(ZGM)	√	√	√			
6 Series_F06	Any	Any	SHD Slide/tilt sunroof 2	√	√	√	√	√	√
6 Series_F06	Any	Any	SHD Sliding/tilting sunroof	√	√	√	√	√	√
6 Series_F06	Any	Any	SHD Sliding/tilting sunroof module	√	√	√	√	√	√
6 Series_F06	Any	Any	SHD Sliding/tilting sunroof	√	√	√			
6 Series_F06	Any	Any	SHZH Independent/auxiliary heater	√	√	√	√	√	√
6 Series_F06	Any	Any	SIM Safety and information module	√	√	√	√	√	√
6 Series_F06	Any	Any	SINE Siren and tilt sensor	√	√	√	√		
6 Series_F06	Any	Any	SINE Siren with tilt sensor	√	√	√	√	√	√
6 Series_F06	Any	Any	SMBF Seat module,passenger	√	√	√	√	√	√
6 Series_F06	Any	Any	SMBFH Seat module,passenger'sside,rear	√	√	√	√	√	√
6 Series_F06	Any	Any	SMF/SM/SLM (Seat memory,driver)	√	√	√	√	√	√
6 Series_F06	Any	Any	SMFA Seat module,driver	√	√	√	√	√	√
6 Series_F06	Any	Any	SMFAH Seat module,driver'sside,rear	√	√	√	√	√	√
6 Series_F06	Any	Any	SPMBT Mirror memory,passenger	√	√	√	√	√	√
6 Series_F06	Any	Any	SPMFT Mirror memory,driver	√	√	√	√	√	√
6 Series_F06	Any	Any	SSBF Satellite,seat,passenger	√	√	√	√		
6 Series_F06	Any	Any	SSFA Satellite,seat,driver	√	√	√	√		
6 Series_F06	Any	Any	SSH Satellite,seat,rear	√	√	√	√	√	√
6 Series_F06	Any	Any	STH park heating						
6 Series_F06	Any	Any	STVL Satellite,door,front left	√	√	√	√		
6 Series_F06	Any	Any	STVR Satellite,door,front right	√	√	√	√		
6 Series_F06	Any	Any	SVS Language processing system	√	√	√	√		
6 Series_F06	Any	Any	SVT Servotronic						
6 Series_F06	Any	Any	SZL Switch center,steering column	√	√	√	√	√	√
6 Series_F06	Any	Any	SZM Switching center,center console	√	√	√	√	√	√
6 Series_F06	Any	Any	Short test	√	√	√			
6 Series_F06	Any	Any	TCU Telematic Control Unit	√	√	√	√	√	√
6 Series_F06	Any	Any	TEL Telephone	√	√	√	√		
6 Series_F06	Any	Any	TMBF Door module,front passenger	√	√	√	√	√	√
6 Series_F06	Any	Any	TMBFH Door module,passenger'sside,rear	√	√	√	√		
6 Series_F06	Any	Any	TMBFT Door module,passenger door	√	√	√	√		
6 Series_F06	Any	Any	TMFA Door module,driver	√	√	√	√	√	√
6 Series_F06	Any	Any	TMFAH Door module,driver'sside,rear	√	√	√	√		
6 Series_F06	Any	Any	TMFAT Door module,driver's door	√	√	√	√		
6 Series_F06	Any	Any	TMFAT-AL round view camera	√	√	√	√	√	√

6 Series_F06	Any	Any	ULF Universal charging and hands-free facility	√	√	√	√	√	√
6 Series_F06	Any	Any	ULF-SBX-H Interface box High	√	√	√	√	√	√
6 Series_F06	Any	Any	VDM Vertical Dynamics Management	√	√	√	√	√	√
6 Series_F06	Any	Any	VID Video module	√	√	√			
6 Series_F06	Any	Any	VM Video Module	√	√	√	√	√	√
6 Series_F06	Any	Any	VSW Video switch	√	√	√	√	√	√
6 Series_F06	Any	Any	VTC Valvetronic	√	√	√			
6 Series_F06	Any	Any	VTC2 Valvetronic 2	√	√	√			
6 Series_F06	Any	Any	VTG Transfer case	√	√	√	√	√	√
6 Series_F06	Any	Any	WIM Wiper module	√	√	√	√	√	√
6 Series_F06	Any	Any	ZGM Central Gateway Module	√	√	√	√	√	√
6 Series_F06	Any	Any	ZKE Central body electronics BC 1	√	√	√	√	√	√
6 Series_F06	Any	Any	ZKE/GM (Central body electronics/GM base module)	√	√	√	√	√	√
6 Series_F12/F13	Any	Any	ABS/ASC/DSC (Dynamic Stability Control)	√	√	√	√	√	√
6 Series_F12/F13	Any	Any	ACC Active cruise control	√	√	√	√	√	√
6 Series_F12/F13	Any	Any	ACC/ACC2 Active Cruise Control	√	√	√			
6 Series_F12/F13	Any	Any	ACSM Crash Safety Module	√	√	√	√	√	√
6 Series_F12/F13	Any	Any	ACSM/MRS Crash Safety Module	√	√	√	√		
6 Series_F12/F13	Any	Any	AHL Adaptive directional headlights	√	√	√	√	√	√
6 Series_F12/F13	Any	Any	AHM Trailer module	√	√	√	√	√	√
6 Series_F12/F13	Any	Any	AL active front steering (AFS70)	√	√	√	√		
6 Series_F12/F13	Any	Any	AL active steering	√	√	√	√	√	√
6 Series_F12/F13	Any	Any	ALBBF Active backrest width,front passenger	√	√	√	√		
6 Series_F12/F13	Any	Any	ALBFA Active backrest width,driver	√	√	√	√		
6 Series_F12/F13	Any	Any	AMP Amplifier	√	√	√	√	√	√
6 Series_F12/F13	Any	Any	AMPH Hi-Fi amplifier	√	√	√	√	√	√
6 Series_F12/F13	Any	Any	AMPT Top Hi-Fi amplifier	√	√	√	√	√	√
6 Series_F12/F13	Any	Any	ANT Antenna/antenna tuner	√	√	√	√	√	√
6 Series_F12/F13	Any	Any	ARS Dynamic Drive	√	√	√	√	√	√
6 Series_F12/F13	Any	Any	ARS Dynamic Drive 2	√	√	√	√	√	√
6 Series_F12/F13	Any	Any	ASK Audio system controller	√	√	√	√	√	√
6 Series_F12/F13	Any	Any	BM On-board monitor						
6 Series_F12/F13	Any	Any	BM/MIR (On-board monitor/Multi-Information Radio)	√	√	√	√	√	√
6 Series_F12/F13	Any	Any	BZM Control center, center console	√	√	√	√	√	√
6 Series_F12/F13	Any	Any	CA Comfort Access	√	√	√	√	√	√
6 Series_F12/F13	Any	Any	CAN / byteflight	√	√	√			
6 Series_F12/F13	Any	Any	CAN communication analysis	√	√	√			
6 Series_F12/F13	Any	Any	CAS Car Access System	√	√	√	√	√	√
6 Series_F12/F13	Any	Any	CCA Applications	√	√	√	√	√	√
6 Series_F12/F13	Any	Any	CCAT Actual tuner	√	√	√	√	√	√

6 Series_F12/F13	Any	Any	CCC-ASK Audio system controller	√	√	√	√	√	√
6 Series_F12/F13	Any	Any	CCC-GW Gateway	√	√	√	√	√	√
6 Series_F12/F13	Any	Any	CD Control Display	√	√	√	√		
6 Series_F12/F13	Any	Any	CD-GW Control Display(Gateway)	√	√	√	√	√	√
6 Series_F12/F13	Any	Any	CDC CD Changer	√	√	√	√	√	√
6 Series_F12/F13	Any	Any	CEM Clean Energy Module	√	√	√	√		
6 Series_F12/F13	Any	Any	CHAMP-BO User interface X	√	√	√	√		
6 Series_F12/F13	Any	Any	CHAMP-GW Gateway X	√	√	√	√		
6 Series_F12/F13	Any	Any	CIC User interface	√	√	√	√	√	√
6 Series_F12/F13	Any	Any	CIC-GW Gateway	√	√	√	√	√	√
6 Series_F12/F13	Any	Any	CIC/CHAMP Car headunit column	√	√	√	√	√	√
6 Series_F12/F13	Any	Any	CID Central Information Display	√	√	√	√	√	√
6 Series_F12/F13	Any	Any	CIM Chassis integration Module	√	√	√	√	√	√
6 Series_F12/F13	Any	Any	CON Controller	√	√	√	√	√	√
6 Series_F12/F13	Any	Any	CVM Convertible top module	√	√	√	√	√	√
6 Series_F12/F13	Any	Any	DAB Digital tuner	√	√	√	√	√	√
6 Series_F12/F13	Any	Any	DDE Diesel Electronics	√	√	√	√	√	√
6 Series_F12/F13	Any	Any	DME Digital Engine/Gearbox Electronics 2	√	√	√	√	√	√
6 Series_F12/F13	Any	Any	DME Digital Motor Electronics	√	√	√	√	√	√
6 Series_F12/F13	Any	Any	DME Motor Electronics	√	√	√	√	√	√
6 Series_F12/F13	Any	Any	DME/DDE (Motor/Diesel Electronics)	√	√	√	√	√	√
6 Series_F12/F13	Any	Any	DME/DDE Motor Electronics	√	√	√	√	√	√
6 Series_F12/F13	Any	Any	DME2/DME2 Digital motor electronics 2	√	√	√	√	√	√
6 Series_F12/F13	Any	Any	DSC Dynamic Stability Control	√	√	√	√	√	√
6 Series_F12/F13	Any	Any	DSC(Bosch)Dynamic Stability Control	√	√	√	√	√	√
6 Series_F12/F13	Any	Any	DSP Digital Sound Processor						
6 Series_F12/F13	Any	Any	DVD CD Changer	√	√	√	√		
6 Series_F12/F13	Any	Any	DVD-C DVD changer	√	√	√	√	√	√
6 Series_F12/F13	Any	Any	DVDC DVD Changer	√	√	√	√	√	√
6 Series_F12/F13	Any	Any	DWA antitheft alarm system	√	√	√	√	√	√
6 Series_F12/F13	Any	Any	EDC Damper Control	√	√	√	√	√	√
6 Series_F12/F13	Any	Any	EDC Electronic Damper Control	√	√	√	√	√	√
6 Series_F12/F13	Any	Any	EDCSHL Damper satellite, rear left	√	√	√	√	√	√
6 Series_F12/F13	Any	Any	EDCSHR Damper satellite, rear right	√	√	√	√	√	√
6 Series_F12/F13	Any	Any	EDCSVL Damper satellite, front left	√	√	√	√	√	√
6 Series_F12/F13	Any	Any	EDCSVR Damper satellite, front right	√	√	√	√	√	√
6 Series_F12/F13	Any	Any	EGS 6HPTU transmission control	√	√	√	√	√	√
6 Series_F12/F13	Any	Any	EGS transmission management	√	√	√	√	√	√
6 Series_F12/F13	Any	Any	EHC Electronic Height Control	√	√	√	√	√	√
6 Series_F12/F13	Any	Any	EHC Electronic Ride-Height Control	√	√	√	√	√	√
6 Series_F12/F13	Any	Any	EHC Ride level(Height) Control	√	√	√	√	√	√
6 Series_F12/F13	Any	Any	EHC/EHC2 (Electronic ride-level control)	√	√	√	√	√	√
6 Series_F12/F13	Any	Any	EHPS Electro-hydraulic steering	√	√	√	√	√	√



6 Series_F12/F13	Any	Any	EKP Fuel pump	√	√	√	√	√	√
6 Series_F12/F13	Any	Any	EKPS Fuel pump	√	√	√	√	√	√
6 Series_F12/F13	Any	Any	EKPS Fuel-pump control	√	√	√	√	√	√
6 Series_F12/F13	Any	Any	EMF Parking brake	√	√	√	√	√	√
6 Series_F12/F13	Any	Any	EML Electronic engine-power control	√	√	√			
6 Series_F12/F13	Any	Any	EPS Electronic Power Steering	√	√	√	√	√	√
6 Series_F12/F13	Any	Any	EWS Electronic immobilizer	√	√	√	√		
6 Series_F12/F13	Any	Any	EWS Vehicle immobilizer	√	√	√	√		
6 Series_F12/F13	Any	Any	FBI Flexible Bus Interface	√	√	√	√		
6 Series_F12/F13	Any	Any	FBZM Rear compartment,controlcenter,center console	√	√	√	√	√	√
6 Series_F12/F13	Any	Any	FCON Rear compartment controller	√	√	√	√	√	√
6 Series_F12/F13	Any	Any	FD Rear-cabin display	√	√	√	√		
6 Series_F12/F13	Any	Any	FD Rear-compartment display	√	√	√	√	√	√
6 Series_F12/F13	Any	Any	FD2 Rear-compartment display2	√	√	√	√	√	√
6 Series_F12/F13	Any	Any	FID Read-compartment information display	√	√	√			
6 Series_F12/F13	Any	Any	FKA Rear heater/air conditioning	√	√	√	√	√	√
6 Series_F12/F13	Any	Any	FKA Rear-cabin automatic A/C	√	√	√	√	√	√
6 Series_F12/F13	Any	Any	FKA Rear-compartment air conditioning	√	√	√	√	√	√
6 Series_F12/F13	Any	Any	FLA High Beam Assist	√	√	√	√	√	√
6 Series_F12/F13	Any	Any	FRM Footwell module	√	√	√	√	√	√
6 Series_F12/F13	Any	Any	FRM/FRM2 Footwell module	√	√	√	√	√	√
6 Series_F12/F13	Any	Any	FRM2 Footwell module 2	√	√	√	√	√	√
6 Series_F12/F13	Any	Any	FZD Function centre,roof	√	√	√	√	√	√
6 Series_F12/F13	Any	Any	GR Cruise control	√	√	√			
6 Series_F12/F13	Any	Any	GWS Gear selector switch	√	√	√	√	√	√
6 Series_F12/F13	Any	Any	HKL Rear-lid lift	√	√	√	√	√	√
6 Series_F12/F13	Any	Any	HKL Rear-lid module X	√	√	√	√		
6 Series_F12/F13	Any	Any	ICM Integrated Chassis Management	√	√	√	√	√	√
6 Series_F12/F13	Any	Any	ICM Integronic Power Steering	√	√	√	√	√	√
6 Series_F12/F13	Any	Any	IHKA Heater/automatic A/C control	√	√	√	√	√	√
6 Series_F12/F13	Any	Any	IHKA Integrated automatic heating/air conditioning	√	√	√	√	√	√
6 Series_F12/F13	Any	Any	IHKA Integrated heating /air conditioning	√	√	√	√	√	√
6 Series_F12/F13	Any	Any	IHKA/IHKR Integrated heating/air conditioning	√	√	√	√	√	√
6 Series_F12/F13	Any	Any	IHKS Integrated heating/air-conditioning control	√	√	√	√	√	√
6 Series_F12/F13	Any	Any	IHS Heater control	√	√	√	√	√	√
6 Series_F12/F13	Any	Any	INSTR Instrumint cluster	√	√	√	√	√	√
6 Series_F12/F13	Any	Any	JBE Junction-box electronics	√	√	√	√	√	√
6 Series_F12/F13	Any	Any	JBE2 Junction-Box electronics 2	√	√	√	√	√	√
6 Series_F12/F13	Any	Any	Navigation system,Japan	√	√	√	√	√	√



6 Series_F12/F13	Any	Any	KBM Body basic module	√	√	√	√	√	√
6 Series_F12/F13	Any	Any	KGM Body Gateway Module	√	√	√	√	√	√
6 Series_F12/F13	Any	Any	KHI Headphones interface	√	√	√	√	√	√
6 Series_F12/F13	Any	Any	KNAV Navigation system,Korea	√	√	√	√	√	√
6 Series_F12/F13	Any	Any	KOM Instrument cluster	√	√	√	√	√	√
6 Series_F12/F13	Any	Any	KOM/IKI/IKI/INSTR(Instrument cluster)	√	√	√	√	√	√
6 Series_F12/F13	Any	Any	KOMBI2 additional Instruments						
6 Series_F12/F13	Any	Any	LEW Steering-angle sensor	√	√	√	√		
6 Series_F12/F13	Any	Any	LEW/LWS (Steering angle sensor)	√	√	√	√		
6 Series_F12/F13	Any	Any	LM Lights Module	√	√	√	√	√	√
6 Series_F12/F13	Any	Any	LM Lights module 2	√	√	√	√	√	√
6 Series_F12/F13	Any	Any	LM2 Lights module 2	√	√	√	√	√	√
6 Series_F12/F13	Any	Any	LRA Automatic headlight vertical aim control	√	√	√			
6 Series_F12/F13	Any	Any	LRA Headlight vertical aim control	√	√	√	√	√	√
6 Series_F12/F13	Any	Any	LRR Long Range Radar	√	√	√			
6 Series_F12/F13	Any	Any	LSZ/LCM (Lights switching center)	√	√	√	√	√	√
6 Series_F12/F13	Any	Any	M-ASK-BO User interface	√	√	√	√	√	√
6 Series_F12/F13	Any	Any	M-ASK-GW Gateway	√	√	√	√	√	√
6 Series_F12/F13	Any	Any	M-ASK-NAV Navigation system	√	√	√	√	√	√
6 Series_F12/F13	Any	Any	MFL Multifunction steering wheel I	√	√	√	√		
6 Series_F12/F13	Any	Any	MID Multi Information Display	√	√	√			
6 Series_F12/F13	Any	Any	MPM Micro-power module	√	√	√	√	√	√
6 Series_F12/F13	Any	Any	MRS Multiple Restraint System	√	√	√	√		
6 Series_F12/F13	Any	Any	MRS/AirBag (Multiple Restraint System)	√	√	√			
6 Series_F12/F13	Any	Any	MRS/AirBag(Multiple Restraint System)	√	√	√			
6 Series_F12/F13	Any	Any	MRS/AirBag/SIM (Multiple Restraint System)	√	√	√	√	√	√
6 Series_F12/F13	Any	Any	NAV Navigation computer	√	√	√	√		
6 Series_F12/F13	Any	Any	NAV Navigation computer, Europe	√	√	√	√		
6 Series_F12/F13	Any	Any	NAV Navigation system	√	√	√	√	√	√
6 Series_F12/F13	Any	Any	NVE Night Vision Electronics	√	√	√	√	√	√
6 Series_F12/F13	Any	Any	NVK Night vision camera	√	√	√	√	√	√
6 Series_F12/F13	Any	Any	PDC Park Distance Control	√	√	√	√	√	√
6 Series_F12/F13	Any	Any	PM Power module	√	√	√	√	√	√
6 Series_F12/F13	Any	Any	QMVHL Lateral-moment distribution,rear axle	√	√	√	√	√	√
6 Series_F12/F13	Any	Any	RAD Radio	√	√	√	√	√	√
6 Series_F12/F13	Any	Any	RAD2-BO User interface	√	√	√	√	√	√
6 Series_F12/F13	Any	Any	RAD2-GW Gateway	√	√	√	√		
6 Series_F12/F13	Any	Any	RAD2-GW Gateway	√	√	√	√	√	√
6 Series_F12/F13	Any	Any	RDC Tire pressure control	√	√	√	√		
6 Series_F12/F13	Any	Any	RDC/RDW Tyre pressure check	√	√	√	√		
6 Series_F12/F13	Any	Any	RFK Reversing camera	√	√	√	√	√	√
6 Series_F12/F13	Any	Any	RFL Refl/Light Sensor	√	√	√	√		



6 Series_F12/F13	Any	Any	RLS/AIC (Rain/Light Sensor/Automatic interval Control)	√	√	√	√		
6 Series_F12/F13	Any	Any	RLSS Rain/light solar sensor	√	√	√	√	√	√
6 Series_F12/F13	Any	Any	RLSS Solar Rain/Light Sensor	√	√	√	√	√	√
6 Series_F12/F13	Any	Any	RSE Rear Seat Entertainment	√	√	√	√	√	√
6 Series_F12/F13	Any	Any	RSE Rear seat entertainment	√	√	√	√	√	√
6 Series_F12/F13	Any	Any	SASL Satellite,A-pillar,left	√	√	√	√		
6 Series_F12/F13	Any	Any	SASR Satellite,A-pillar,right	√	√	√	√		
6 Series_F12/F13	Any	Any	SBSL Satellite,B-pillar,left	√	√	√	√		
6 Series_F12/F13	Any	Any	SBSR Satellite,B-pillar,right	√	√	√	√		
6 Series_F12/F13	Any	Any	SBSR Satellite,B-pillar,right	√	√	√	√	√	√
6 Series_F12/F13	Any	Any	SDARS Satellite tuner (US)	√	√	√	√	√	√
6 Series_F12/F13	Any	Any	SEC1 Supplementary control unit 1	√	√	√			
6 Series_F12/F13	Any	Any	SEC2 Supplementary control unit 2	√	√	√			
6 Series_F12/F13	Any	Any	SFZ Satellite vehicle center	√	√	√	√		
6 Series_F12/F13	Any	Any	SG-FD Control unit,rear-compartment display	√	√	√	√		
6 Series_F12/F13	Any	Any	SG-FD-GW Control unit,rear-compartment display(gateway)	√	√	√	√	√	√
6 Series_F12/F13	Any	Any	SGM-SIM Safety and Gateway Module(SIM)	√	√	√	√	√	√
6 Series_F12/F13	Any	Any	SGM-ZGM Safety and Gateway Module(ZGM)	√	√	√			
6 Series_F12/F13	Any	Any	SHD Slide/tilt sunroof 2	√	√	√	√	√	√
6 Series_F12/F13	Any	Any	SHD Sliding/tilting sunroof	√	√	√	√	√	√
6 Series_F12/F13	Any	Any	SHD Sliding/tilting sunroof module	√	√	√	√	√	√
6 Series_F12/F13	Any	Any	SHD Sliding/tilting sunroof	√	√	√			
6 Series_F12/F13	Any	Any	SHZH Independent/auxiliary heater	√	√	√	√	√	√
6 Series_F12/F13	Any	Any	SIM Safety and information module	√	√	√	√	√	√
6 Series_F12/F13	Any	Any	SINE Siren and tilt sensor	√	√	√	√		
6 Series_F12/F13	Any	Any	SINE Siren with tilt sensor	√	√	√	√	√	√
6 Series_F12/F13	Any	Any	SMBF Seat module,passenger	√	√	√	√	√	√
6 Series_F12/F13	Any	Any	SMBFH Seat module,passenger'sside,rear	√	√	√	√	√	√
6 Series_F12/F13	Any	Any	SMF/SM/SLM (Seat memory,driver)	√	√	√	√	√	√
6 Series_F12/F13	Any	Any	SMFA Seat module,driver	√	√	√	√	√	√
6 Series_F12/F13	Any	Any	SMFAH Seat module,driver'sside,rear	√	√	√	√	√	√
6 Series_F12/F13	Any	Any	SPMBT Mirror memory,passenger	√	√	√	√	√	√
6 Series_F12/F13	Any	Any	SPMFT Mirror memory,driver	√	√	√	√	√	√
6 Series_F12/F13	Any	Any	SSBF Satellite,seat,passenger	√	√	√	√		
6 Series_F12/F13	Any	Any	SSFA Satellite,seat,driver	√	√	√	√		
6 Series_F12/F13	Any	Any	SSH Satellite,seat,rear	√	√	√	√	√	√
6 Series_F12/F13	Any	Any	STH park heating						
6 Series_F12/F13	Any	Any	STVL Satellite door,front left	√	√	√	√		
6 Series_F12/F13	Any	Any	STVR Satellite door,front right	√	√	√	√		

6 Series_F12/F13	Any	Any	SVS Language processing system	√	√	√	√		
6 Series_F12/F13	Any	Any	SVT Servotronic						
6 Series_F12/F13	Any	Any	SZL Switch center,steering column	√	√	√	√	√	√
6 Series_F12/F13	Any	Any	SZM Switching center,center console	√	√	√	√	√	√
6 Series_F12/F13	Any	Any	Short test	√	√	√			
6 Series_F12/F13	Any	Any	TCU Telematic Control Unit	√	√	√	√	√	√
6 Series_F12/F13	Any	Any	TEL Telephone	√	√	√	√		
6 Series_F12/F13	Any	Any	TMBF Door module,front passenger	√	√	√	√	√	√
6 Series_F12/F13	Any	Any	TMBFH Door module,passenger'sside,rear	√	√	√	√		
6 Series_F12/F13	Any	Any	TMBFT Door module,passenger door	√	√	√	√		
6 Series_F12/F13	Any	Any	TMFA Door module,driver	√	√	√	√	√	√
6 Series_F12/F13	Any	Any	TMFAH Door module,driver'sside,rear	√	√	√	√		
6 Series_F12/F13	Any	Any	TMFAT Door module,driver's door	√	√	√	√		
6 Series_F12/F13	Any	Any	TR SVC All round view camera	√	√	√	√	√	√
6 Series_F12/F13	Any	Any	ULF Universal charging and hands-free facility	√	√	√	√	√	√
6 Series_F12/F13	Any	Any	ULF-SBX-H Interface box High	√	√	√	√	√	√
6 Series_F12/F13	Any	Any	VDM Vertical Dynamics Management	√	√	√	√	√	√
6 Series_F12/F13	Any	Any	VID Video module	√	√	√			
6 Series_F12/F13	Any	Any	VM Video Module	√	√	√	√	√	√
6 Series_F12/F13	Any	Any	VSW Video switch	√	√	√	√	√	√
6 Series_F12/F13	Any	Any	VTC Valvetronic	√	√	√			
6 Series_F12/F13	Any	Any	VTC2 Valvetronic 2	√	√	√			
6 Series_F12/F13	Any	Any	VTG Transfer case	√	√	√	√	√	√
6 Series_F12/F13	Any	Any	WIM Wiper module	√	√	√	√	√	√
6 Series_F12/F13	Any	Any	ZGM Central Gateway Module	√	√	√	√	√	√
6 Series_F12/F13	Any	Any	ZKE Central body electronics BC 1	√	√	√	√	√	√
6 Series_F12/F13	Any	Any	ZKE/GM (Central body electronics/GM base module)	√	√	√	√	√	√
7 Series_E38	725tds,728i,728iL,730d,730i,730iL,735i,735iL,740d,740i,740iL,750i,750iL,750iXL	1994-2001	ABS/ASC/DSC (Dynamic Stability Control)	√	√	√	√	√	√
7 Series_E38	725tds,728i,728iL,730d,730i,730iL,735i,735iL,740d,740i,740iL,750i,750iL,750iXL	1994-2001	ACC Active cruise control	√	√	√	√	√	√
7 Series_E38	725tds,728i,728iL,730d,730i,730iL,735i,735iL,740d,740i,740iL,750i,750iL,750iXL	1994-2001	ACC/ACC2 Active Cruise Control	√	√	√			
7 Series_E38	725tds,728i,728iL,730d,730i,730iL,735i,735iL,740d,740i,740iL,750i,750iL,750iXL	1994-2001	ACSM Crash Safety Module	√	√	√	√	√	√
7 Series_E38	725tds,728i,728iL,730d,730i,730iL,735i,735iL,740d,740i,740iL,750i,750iL,750iXL	1994-2001	ACSM/MRS Crash Safety Module	√	√	√	√		

7 Series_E38	725tds,728i,728iL,730d,730i,730iL,735i,735iL,740d,740i,740iL,750i,750iL,750iXL	1994-2001	AHL Adaptive directional headlights	√	√	√	√	√	√
7 Series_E38	725tds,728i,728iL,730d,730i,730iL,735i,735iL,740d,740i,740iL,750i,750iL,750iXL	1994-2001	AHM Trailer module	√	√	√	√	√	√
7 Series_E38	725tds,728i,728iL,730d,730i,730iL,735i,735iL,740d,740i,740iL,750i,750iL,750iXL	1994-2001	AL active front steering (AFS70)	√	√	√	√		
7 Series_E38	725tds,728i,728iL,730d,730i,730iL,735i,735iL,740d,740i,740iL,750i,750iL,750iXL	1994-2001	AL active steering	√	√	√	√	√	√
7 Series_E38	725tds,728i,728iL,730d,730i,730iL,735i,735iL,740d,740i,740iL,750i,750iL,750iXL	1994-2001	ALBBF Active backrest width,front passenger	√	√	√	√		
7 Series_E38	725tds,728i,728iL,730d,730i,730iL,735i,735iL,740d,740i,740iL,750i,750iL,750iXL	1994-2001	ALBFA Active backrest width,driver	√	√	√	√		
7 Series_E38	725tds,728i,728iL,730d,730i,730iL,735i,735iL,740d,740i,740iL,750i,750iL,750iXL	1994-2001	AMP Amplifier	√	√	√	√	√	√
7 Series_E38	725tds,728i,728iL,730d,730i,730iL,735i,735iL,740d,740i,740iL,750i,750iL,750iXL	1994-2001	AMPH Hi-Fi amplifier	√	√	√	√	√	√
7 Series_E38	725tds,728i,728iL,730d,730i,730iL,735i,735iL,740d,740i,740iL,750i,750iL,750iXL	1994-2001	AMPT Top Hi-Fi amplifier	√	√	√	√	√	√
7 Series_E38	725tds,728i,728iL,730d,730i,730iL,735i,735iL,740d,740i,740iL,750i,750iL,750iXL	1994-2001	ANT Antenna/antenna tuner	√	√	√	√	√	√
7 Series_E38	725tds,728i,728iL,730d,730i,730iL,735i,735iL,740d,740i,740iL,750i,750iL,750iXL	1994-2001	ARS Dynamic Drive	√	√	√	√	√	√
7 Series_E38	725tds,728i,728iL,730d,730i,730iL,735i,735iL,740d,740i,740iL,750i,750iL,750iXL	1994-2001	ARS Dynamic Drive 2	√	√	√	√	√	√
7 Series_E38	725tds,728i,728iL,730d,730i,730iL,735i,735iL,740d,740i,740iL,750i,750iL,750iXL	1994-2001	ASK Audio system controller	√	√	√	√	√	√
7 Series_E38	725tds,728i,728iL,730d,730i,730iL,735i,735iL,740d,740i,740iL,750i,750iL,750iXL	1994-2001	BM On-board monitor						
7 Series_E38	725tds,728i,728iL,730d,730i,730iL,735i,735iL,740d,740i,740iL,750i,750iL,750iXL	1994-2001	BM/MIR (On-board monitor/Multi-Information Radio)	√	√	√	√	√	√

7 Series_E38	725tds,728i,728iL,730d,730i,730iL,735i,735iL,740d,740i,740iL,750i,750iL,750iXL	1994-2001	BZM Control center, center console	√	√	√	√	√	√
7 Series_E38	725tds,728i,728iL,730d,730i,730iL,735i,735iL,740d,740i,740iL,750i,750iL,750iXL	1994-2001	CA Comfort Access	√	√	√	√	√	√
7 Series_E38	725tds,728i,728iL,730d,730i,730iL,735i,735iL,740d,740i,740iL,750i,750iL,750iXL	1994-2001	CAN / byteflight	√	√	√			
7 Series_E38	725tds,728i,728iL,730d,730i,730iL,735i,735iL,740d,740i,740iL,750i,750iL,750iXL	1994-2001	CAN communication analysis	√	√	√			
7 Series_E38	725tds,728i,728iL,730d,730i,730iL,735i,735iL,740d,740i,740iL,750i,750iL,750iXL	1994-2001	CAS Car Access System	√	√	√	√	√	√
7 Series_E38	725tds,728i,728iL,730d,730i,730iL,735i,735iL,740d,740i,740iL,750i,750iL,750iXL	1994-2001	CCC-A Applications	√	√	√	√	√	√
7 Series_E38	725tds,728i,728iL,730d,730i,730iL,735i,735iL,740d,740i,740iL,750i,750iL,750iXL	1994-2001	CCC-ANT Aerial tuner	√	√	√	√	√	√
7 Series_E38	725tds,728i,728iL,730d,730i,730iL,735i,735iL,740d,740i,740iL,750i,750iL,750iXL	1994-2001	CCC-ASK Audio system controller	√	√	√	√	√	√
7 Series_E38	725tds,728i,728iL,730d,730i,730iL,735i,735iL,740d,740i,740iL,750i,750iL,750iXL	1994-2001	CCC-GW Gateway	√	√	√	√	√	√
7 Series_E38	725tds,728i,728iL,730d,730i,730iL,735i,735iL,740d,740i,740iL,750i,750iL,750iXL	1994-2001	CD Control Display	√	√	√	√		
7 Series_E38	725tds,728i,728iL,730d,730i,730iL,735i,735iL,740d,740i,740iL,750i,750iL,750iXL	1994-2001	CD-GW Control Display(Gateway)	√	√	√	√	√	√
7 Series_E38	725tds,728i,728iL,730d,730i,730iL,735i,735iL,740d,740i,740iL,750i,750iL,750iXL	1994-2001	CDC CD Changer	√	√	√	√	√	√
7 Series_E38	725tds,728i,728iL,730d,730i,730iL,735i,735iL,740d,740i,740iL,750i,750iL,750iXL	1994-2001	CEM Clean Energy Module	√	√	√	√		
7 Series_E38	725tds,728i,728iL,730d,730i,730iL,735i,735iL,740d,740i,740iL,750i,750iL,750iXL	1994-2001	CHAMP-BO User interface X	√	√	√	√		
7 Series_E38	725tds,728i,728iL,730d,730i,730iL,735i,735iL,740d,740i,740iL,750i,750iL,750iXL	1994-2001	CHAMP-GW Gateway X	√	√	√	√		

7 Series_E38	725tds,728i,728iL,730d,730i,730iL,735i,735iL,740d,740i,740iL,750i,750iL,750iXL	1994-2001	CIC User interface	√	√	√	√	√	√
7 Series_E38	725tds,728i,728iL,730d,730i,730iL,735i,735iL,740d,740i,740iL,750i,750iL,750iXL	1994-2001	CIC-GW Gateway	√	√	√	√	√	√
7 Series_E38	725tds,728i,728iL,730d,730i,730iL,735i,735iL,740d,740i,740iL,750i,750iL,750iXL	1994-2001	CIC/CHAMP Car headunit column	√	√	√	√	√	√
7 Series_E38	725tds,728i,728iL,730d,730i,730iL,735i,735iL,740d,740i,740iL,750i,750iL,750iXL	1994-2001	CID Central Information Display	√	√	√	√	√	√
7 Series_E38	725tds,728i,728iL,730d,730i,730iL,735i,735iL,740d,740i,740iL,750i,750iL,750iXL	1994-2001	CIM Chassis integration Module	√	√	√	√	√	√
7 Series_E38	725tds,728i,728iL,730d,730i,730iL,735i,735iL,740d,740i,740iL,750i,750iL,750iXL	1994-2001	CON Controller	√	√	√	√	√	√
7 Series_E38	725tds,728i,728iL,730d,730i,730iL,735i,735iL,740d,740i,740iL,750i,750iL,750iXL	1994-2001	CVM Convertible top module	√	√	√	√	√	√
7 Series_E38	725tds,728i,728iL,730d,730i,730iL,735i,735iL,740d,740i,740iL,750i,750iL,750iXL	1994-2001	DAB Digital tuner	√	√	√	√	√	√
7 Series_E38	725tds,728i,728iL,730d,730i,730iL,735i,735iL,740d,740i,740iL,750i,750iL,750iXL	1994-2001	DDE Diesel Electronics	√	√	√	√	√	√
7 Series_E38	725tds,728i,728iL,730d,730i,730iL,735i,735iL,740d,740i,740iL,750i,750iL,750iXL	1994-2001	DME Digital Engine/Gearbox Electronics 2	√	√	√	√	√	√
7 Series_E38	725tds,728i,728iL,730d,730i,730iL,735i,735iL,740d,740i,740iL,750i,750iL,750iXL	1994-2001	DME Digital Motor Electronics	√	√	√	√	√	√
7 Series_E38	725tds,728i,728iL,730d,730i,730iL,735i,735iL,740d,740i,740iL,750i,750iL,750iXL	1994-2001	DME Motor Electronics	√	√	√	√	√	√
7 Series_E38	725tds,728i,728iL,730d,730i,730iL,735i,735iL,740d,740i,740iL,750i,750iL,750iXL	1994-2001	DME/DDE (Motor/Diesel Electronics)	√	√	√	√	√	√
7 Series_E38	725tds,728i,728iL,730d,730i,730iL,735i,735iL,740d,740i,740iL,750i,750iL,750iXL	1994-2001	DME/DDE Motor Electronics	√	√	√	√	√	√
7 Series_E38	725tds,728i,728iL,730d,730i,730iL,735i,735iL,740d,740i,740iL,750i,750iL,750iXL	1994-2001	DME2/DME2 Digital motor electronics 2	√	√	√	√	√	√

7 Series_E38	725tds,728i,728iL,730d,730i,730iL,735i,735iL,740d,740i,740iL,750i,750iL,750iXL	1994-2001	DSC Dynamic Stability Control	√	√	√	√	√	√
7 Series_E38	725tds,728i,728iL,730d,730i,730iL,735i,735iL,740d,740i,740iL,750i,750iL,750iXL	1994-2001	DSC(Bosch)Dynamic Stability Control	√	√	√	√	√	√
7 Series_E38	725tds,728i,728iL,730d,730i,730iL,735i,735iL,740d,740i,740iL,750i,750iL,750iXL	1994-2001	DSP Digital Sound Processor						
7 Series_E38	725tds,728i,728iL,730d,730i,730iL,735i,735iL,740d,740i,740iL,750i,750iL,750iXL	1994-2001	DVD CD Changer	√	√	√	√		
7 Series_E38	725tds,728i,728iL,730d,730i,730iL,735i,735iL,740d,740i,740iL,750i,750iL,750iXL	1994-2001	DVD-C DVD changer	√	√	√	√	√	√
7 Series_E38	725tds,728i,728iL,730d,730i,730iL,735i,735iL,740d,740i,740iL,750i,750iL,750iXL	1994-2001	DVDC DVD Changer	√	√	√	√	√	√
7 Series_E38	725tds,728i,728iL,730d,730i,730iL,735i,735iL,740d,740i,740iL,750i,750iL,750iXL	1994-2001	DWA antitheft alarm system	√	√	√	√	√	√
7 Series_E38	725tds,728i,728iL,730d,730i,730iL,735i,735iL,740d,740i,740iL,750i,750iL,750iXL	1994-2001	EDC Damper Control	√	√	√	√	√	√
7 Series_E38	725tds,728i,728iL,730d,730i,730iL,735i,735iL,740d,740i,740iL,750i,750iL,750iXL	1994-2001	EDC Electronic Damper Control	√	√	√	√	√	√
7 Series_E38	725tds,728i,728iL,730d,730i,730iL,735i,735iL,740d,740i,740iL,750i,750iL,750iXL	1994-2001	EDCSHL Damper satellite, rear left	√	√	√	√	√	√
7 Series_E38	725tds,728i,728iL,730d,730i,730iL,735i,735iL,740d,740i,740iL,750i,750iL,750iXL	1994-2001	EDCSHR Damper satellite, rear right	√	√	√	√	√	√
7 Series_E38	725tds,728i,728iL,730d,730i,730iL,735i,735iL,740d,740i,740iL,750i,750iL,750iXL	1994-2001	EDCSVL Damper satellite, front left	√	√	√	√	√	√
7 Series_E38	725tds,728i,728iL,730d,730i,730iL,735i,735iL,740d,740i,740iL,750i,750iL,750iXL	1994-2001	EDCSVR Damper satellite, front right	√	√	√	√	√	√
7 Series_E38	725tds,728i,728iL,730d,730i,730iL,735i,735iL,740d,740i,740iL,750i,750iL,750iXL	1994-2001	EGS 6HPTU transmission control	√	√	√	√	√	√
7 Series_E38	725tds,728i,728iL,730d,730i,730iL,735i,735iL,740d,740i,740iL,750i,750iL,750iXL	1994-2001	EGS transmission management	√	√	√	√	√	√

7 Series_E38	725tds,728i,728iL,730d,730i,730iL,735i,735iL,740d,740i,740iL,750i,750iL,750iXL	1994-2001	EHC Electronic Height Control	√	√	√	√	√	√
7 Series_E38	725tds,728i,728iL,730d,730i,730iL,735i,735iL,740d,740i,740iL,750i,750iL,750iXL	1994-2001	EHC Electronic Ride-Height Control	√	√	√	√	√	√
7 Series_E38	725tds,728i,728iL,730d,730i,730iL,735i,735iL,740d,740i,740iL,750i,750iL,750iXL	1994-2001	EHC Ride level(Height) Control	√	√	√	√	√	√
7 Series_E38	725tds,728i,728iL,730d,730i,730iL,735i,735iL,740d,740i,740iL,750i,750iL,750iXL	1994-2001	EHC/EHC2 (Electronic ride-level control)	√	√	√	√	√	√
7 Series_E38	725tds,728i,728iL,730d,730i,730iL,735i,735iL,740d,740i,740iL,750i,750iL,750iXL	1994-2001	EHPS Electro-hydraulic steering assistance	√	√	√	√	√	√
7 Series_E38	725tds,728i,728iL,730d,730i,730iL,735i,735iL,740d,740i,740iL,750i,750iL,750iXL	1994-2001	EKP Fuel pump	√	√	√	√	√	√
7 Series_E38	725tds,728i,728iL,730d,730i,730iL,735i,735iL,740d,740i,740iL,750i,750iL,750iXL	1994-2001	EKPS Fuel pump	√	√	√	√	√	√
7 Series_E38	725tds,728i,728iL,730d,730i,730iL,735i,735iL,740d,740i,740iL,750i,750iL,750iXL	1994-2001	EKPS Fuel-pump control	√	√	√	√	√	√
7 Series_E38	725tds,728i,728iL,730d,730i,730iL,735i,735iL,740d,740i,740iL,750i,750iL,750iXL	1994-2001	EMF Parking brake	√	√	√	√	√	√
7 Series_E38	725tds,728i,728iL,730d,730i,730iL,735i,735iL,740d,740i,740iL,750i,750iL,750iXL	1994-2001	EML Electronic engine-power control	√	√	√			
7 Series_E38	725tds,728i,728iL,730d,730i,730iL,735i,735iL,740d,740i,740iL,750i,750iL,750iXL	1994-2001	EPS Electronic Power Steering	√	√	√	√	√	√
7 Series_E38	725tds,728i,728iL,730d,730i,730iL,735i,735iL,740d,740i,740iL,750i,750iL,750iXL	1994-2001	EWS Electronic immobilizer	√	√	√	√		
7 Series_E38	725tds,728i,728iL,730d,730i,730iL,735i,735iL,740d,740i,740iL,750i,750iL,750iXL	1994-2001	EWS Vehicle immobilizer	√	√	√	√		
7 Series_E38	725tds,728i,728iL,730d,730i,730iL,735i,735iL,740d,740i,740iL,750i,750iL,750iXL	1994-2001	FBI Flexible Bus Interface	√	√	√	√		
7 Series_E38	725tds,728i,728iL,730d,730i,730iL,735i,735iL,740d,740i,740iL,750i,750iL,750iXL	1994-2001	FBZM Rear compartment,controlcenter,center console	√	√	√	√	√	√



7 Series_E38	725tds,728i,728iL,730d,730i,730iL,735i,735iL,740d,740i,740iL,750i,750iL,750iXL	1994-2001	FCON Rear compartment controller	√	√	√	√	√	√
7 Series_E38	725tds,728i,728iL,730d,730i,730iL,735i,735iL,740d,740i,740iL,750i,750iL,750iXL	1994-2001	FD Rear-cabin display	√	√	√	√		
7 Series_E38	725tds,728i,728iL,730d,730i,730iL,735i,735iL,740d,740i,740iL,750i,750iL,750iXL	1994-2001	FD Rear-compartment display	√	√	√	√	√	√
7 Series_E38	725tds,728i,728iL,730d,730i,730iL,735i,735iL,740d,740i,740iL,750i,750iL,750iXL	1994-2001	FD2 Rear-compartment display2	√	√	√	√	√	√
7 Series_E38	725tds,728i,728iL,730d,730i,730iL,735i,735iL,740d,740i,740iL,750i,750iL,750iXL	1994-2001	FID Read-compartment information display	√	√	√			
7 Series_E38	725tds,728i,728iL,730d,730i,730iL,735i,735iL,740d,740i,740iL,750i,750iL,750iXL	1994-2001	FKA Rear heater/air conditioning	√	√	√	√	√	√
7 Series_E38	725tds,728i,728iL,730d,730i,730iL,735i,735iL,740d,740i,740iL,750i,750iL,750iXL	1994-2001	FKA Rear-cabin automatic A/C	√	√	√	√	√	√
7 Series_E38	725tds,728i,728iL,730d,730i,730iL,735i,735iL,740d,740i,740iL,750i,750iL,750iXL	1994-2001	FKA Rear-compartment air conditioning	√	√	√	√	√	√
7 Series_E38	725tds,728i,728iL,730d,730i,730iL,735i,735iL,740d,740i,740iL,750i,750iL,750iXL	1994-2001	FLA High Beam Assist	√	√	√	√	√	√
7 Series_E38	725tds,728i,728iL,730d,730i,730iL,735i,735iL,740d,740i,740iL,750i,750iL,750iXL	1994-2001	FRM Footwell module	√	√	√	√	√	√
7 Series_E38	725tds,728i,728iL,730d,730i,730iL,735i,735iL,740d,740i,740iL,750i,750iL,750iXL	1994-2001	FRM/FRM2 Footwell module	√	√	√	√	√	√
7 Series_E38	725tds,728i,728iL,730d,730i,730iL,735i,735iL,740d,740i,740iL,750i,750iL,750iXL	1994-2001	FRM2 Footwell module 2	√	√	√	√	√	√
7 Series_E38	725tds,728i,728iL,730d,730i,730iL,735i,735iL,740d,740i,740iL,750i,750iL,750iXL	1994-2001	FZD Function centre,roof	√	√	√	√	√	√
7 Series_E38	725tds,728i,728iL,730d,730i,730iL,735i,735iL,740d,740i,740iL,750i,750iL,750iXL	1994-2001	GR Cruise control	√	√	√			
7 Series_E38	725tds,728i,728iL,730d,730i,730iL,735i,735iL,740d,740i,740iL,750i,750iL,750iXL	1994-2001	GWS Gear selector switch	√	√	√	√	√	√

7 Series_E38	725tds,728i,728iL,730d,730i,730iL,735i,735iL,740d,740i,740iL,750i,750iL,750iXL	1994-2001	HKL Rear-lid lift	√	√	√	√	√	√
7 Series_E38	725tds,728i,728iL,730d,730i,730iL,735i,735iL,740d,740i,740iL,750i,750iL,750iXL	1994-2001	HKL Rear-lid module X	√	√	√	√		
7 Series_E38	725tds,728i,728iL,730d,730i,730iL,735i,735iL,740d,740i,740iL,750i,750iL,750iXL	1994-2001	ICM Integrated Chassis Management	√	√	√	√	√	√
7 Series_E38	725tds,728i,728iL,730d,730i,730iL,735i,735iL,740d,740i,740iL,750i,750iL,750iXL	1994-2001	ICM Integronic Power Steering	√	√	√	√	√	√
7 Series_E38	725tds,728i,728iL,730d,730i,730iL,735i,735iL,740d,740i,740iL,750i,750iL,750iXL	1994-2001	IHKA Heater/automatic A/C control	√	√	√	√	√	√
7 Series_E38	725tds,728i,728iL,730d,730i,730iL,735i,735iL,740d,740i,740iL,750i,750iL,750iXL	1994-2001	IHKA Integrated automatic heating/air conditioning	√	√	√	√	√	√
7 Series_E38	725tds,728i,728iL,730d,730i,730iL,735i,735iL,740d,740i,740iL,750i,750iL,750iXL	1994-2001	IHKA Integrated heating /air conditioning	√	√	√	√	√	√
7 Series_E38	725tds,728i,728iL,730d,730i,730iL,735i,735iL,740d,740i,740iL,750i,750iL,750iXL	1994-2001	IHKA/IHKA Integrated heating/air conditioning	√	√	√	√	√	√
7 Series_E38	725tds,728i,728iL,730d,730i,730iL,735i,735iL,740d,740i,740iL,750i,750iL,750iXL	1994-2001	IHKS Integrated heating/air-conditioning control	√	√	√	√	√	√
7 Series_E38	725tds,728i,728iL,730d,730i,730iL,735i,735iL,740d,740i,740iL,750i,750iL,750iXL	1994-2001	IHS Heater control	√	√	√	√	√	√
7 Series_E38	725tds,728i,728iL,730d,730i,730iL,735i,735iL,740d,740i,740iL,750i,750iL,750iXL	1994-2001	INSTR Instrumint cluster	√	√	√	√	√	√
7 Series_E38	725tds,728i,728iL,730d,730i,730iL,735i,735iL,740d,740i,740iL,750i,750iL,750iXL	1994-2001	JBE Junction-box electronics	√	√	√	√	√	√
7 Series_E38	725tds,728i,728iL,730d,730i,730iL,735i,735iL,740d,740i,740iL,750i,750iL,750iXL	1994-2001	JBE2 Junction Box electronics 2	√	√	√	√	√	√
7 Series_E38	725tds,728i,728iL,730d,730i,730iL,735i,735iL,740d,740i,740iL,750i,750iL,750iXL	1994-2001	JNAV Navigation system,Japan	√	√	√	√	√	√
7 Series_E38	725tds,728i,728iL,730d,730i,730iL,735i,735iL,740d,740i,740iL,750i,750iL,750iXL	1994-2001	KBM Body basic module	√	√	√	√	√	√

7 Series_E38	725tds,728i,728iL,730d,730i,730iL,735i,735iL,740d,740i,740iL,750i,750iL,750iXL	1994-2001	KGM Body Gateway Module	√	√	√	√	√	√
7 Series_E38	725tds,728i,728iL,730d,730i,730iL,735i,735iL,740d,740i,740iL,750i,750iL,750iXL	1994-2001	KHI Headphones interface	√	√	√	√	√	√
7 Series_E38	725tds,728i,728iL,730d,730i,730iL,735i,735iL,740d,740i,740iL,750i,750iL,750iXL	1994-2001	KNAV Navigation system,Korea	√	√	√	√	√	√
7 Series_E38	725tds,728i,728iL,730d,730i,730iL,735i,735iL,740d,740i,740iL,750i,750iL,750iXL	1994-2001	KOM Instrument cluster	√	√	√	√	√	√
7 Series_E38	725tds,728i,728iL,730d,730i,730iL,735i,735iL,740d,740i,740iL,750i,750iL,750iXL	1994-2001	KOM/IKE/IKI/INSTR(Instrument cluster)	√	√	√	√	√	√
7 Series_E38	725tds,728i,728iL,730d,730i,730iL,735i,735iL,740d,740i,740iL,750i,750iL,750iXL	1994-2001	KOMBI2 additional Instruments						
7 Series_E38	725tds,728i,728iL,730d,730i,730iL,735i,735iL,740d,740i,740iL,750i,750iL,750iXL	1994-2001	LEW Steering-angle sensor	√	√	√	√		
7 Series_E38	725tds,728i,728iL,730d,730i,730iL,735i,735iL,740d,740i,740iL,750i,750iL,750iXL	1994-2001	LEW/LWS (Steering angle sensor)	√	√	√	√		
7 Series_E38	725tds,728i,728iL,730d,730i,730iL,735i,735iL,740d,740i,740iL,750i,750iL,750iXL	1994-2001	LM Lights Module	√	√	√	√	√	√
7 Series_E38	725tds,728i,728iL,730d,730i,730iL,735i,735iL,740d,740i,740iL,750i,750iL,750iXL	1994-2001	LM Lights module 2	√	√	√	√	√	√
7 Series_E38	725tds,728i,728iL,730d,730i,730iL,735i,735iL,740d,740i,740iL,750i,750iL,750iXL	1994-2001	LM2 Lights module 2	√	√	√	√	√	√
7 Series_E38	725tds,728i,728iL,730d,730i,730iL,735i,735iL,740d,740i,740iL,750i,750iL,750iXL	1994-2001	LRA Automatic headlight vertical aim control	√	√	√			
7 Series_E38	725tds,728i,728iL,730d,730i,730iL,735i,735iL,740d,740i,740iL,750i,750iL,750iXL	1994-2001	LRA Headlight vertical aim control	√	√	√	√	√	√
7 Series_E38	725tds,728i,728iL,730d,730i,730iL,735i,735iL,740d,740i,740iL,750i,750iL,750iXL	1994-2001	LRR Long Range Radar	√	√	√			
7 Series_E38	725tds,728i,728iL,730d,730i,730iL,735i,735iL,740d,740i,740iL,750i,750iL,750iXL	1994-2001	LSZ/LCM (Lights switching center)	√	√	√	√	√	√

7 Series_E38	725tds,728i,728iL,730d,730i,730iL,735i,735iL,740d,740i,740iL,750i,750iL,750iXL	1994-2001	M-ASK-BO User interface	√	√	√	√	√	√
7 Series_E38	725tds,728i,728iL,730d,730i,730iL,735i,735iL,740d,740i,740iL,750i,750iL,750iXL	1994-2001	M-ASK-GW Gateway	√	√	√	√	√	√
7 Series_E38	725tds,728i,728iL,730d,730i,730iL,735i,735iL,740d,740i,740iL,750i,750iL,750iXL	1994-2001	M-ASK-NAV Navigation system	√	√	√	√	√	√
7 Series_E38	725tds,728i,728iL,730d,730i,730iL,735i,735iL,740d,740i,740iL,750i,750iL,750iXL	1994-2001	MFL Multifunction steering wheel I	√	√	√	√		
7 Series_E38	725tds,728i,728iL,730d,730i,730iL,735i,735iL,740d,740i,740iL,750i,750iL,750iXL	1994-2001	MID Multi Information Display	√	√	√			
7 Series_E38	725tds,728i,728iL,730d,730i,730iL,735i,735iL,740d,740i,740iL,750i,750iL,750iXL	1994-2001	MPM Micro-power module	√	√	√	√	√	√
7 Series_E38	725tds,728i,728iL,730d,730i,730iL,735i,735iL,740d,740i,740iL,750i,750iL,750iXL	1994-2001	MRS Multiple Restraint System	√	√	√	√		
7 Series_E38	725tds,728i,728iL,730d,730i,730iL,735i,735iL,740d,740i,740iL,750i,750iL,750iXL	1994-2001	MRS/AirBag (Multiple Restraint System)	√	√	√			
7 Series_E38	725tds,728i,728iL,730d,730i,730iL,735i,735iL,740d,740i,740iL,750i,750iL,750iXL	1994-2001	MRS/AirBag(Multiple Restraint System)	√	√	√			
7 Series_E38	725tds,728i,728iL,730d,730i,730iL,735i,735iL,740d,740i,740iL,750i,750iL,750iXL	1994-2001	MRS/AirBag/SIM (Multiple Restraint System)	√	√	√	√	√	√
7 Series_E38	725tds,728i,728iL,730d,730i,730iL,735i,735iL,740d,740i,740iL,750i,750iL,750iXL	1994-2001	NAV Navigation computer	√	√	√	√		
7 Series_E38	725tds,728i,728iL,730d,730i,730iL,735i,735iL,740d,740i,740iL,750i,750iL,750iXL	1994-2001	NAV Navigation computer, Europe	√	√	√	√		
7 Series_E38	725tds,728i,728iL,730d,730i,730iL,735i,735iL,740d,740i,740iL,750i,750iL,750iXL	1994-2001	NAV Navigation system	√	√	√	√	√	√
7 Series_E38	725tds,728i,728iL,730d,730i,730iL,735i,735iL,740d,740i,740iL,750i,750iL,750iXL	1994-2001	NVE Night Vision Electronics	√	√	√	√	√	√
7 Series_E38	725tds,728i,728iL,730d,730i,730iL,735i,735iL,740d,740i,740iL,750i,750iL,750iXL	1994-2001	NVK Night vision camera	√	√	√	√	√	√

7 Series_E38	725tds,728i,728iL,730d,730i,730iL,735i,735iL,740d,740i,740iL,750i,750iL,750iXL	1994-2001	PDC Park Distance Control	√	√	√	√	√	√
7 Series_E38	725tds,728i,728iL,730d,730i,730iL,735i,735iL,740d,740i,740iL,750i,750iL,750iXL	1994-2001	PM Power module	√	√	√	√	√	√
7 Series_E38	725tds,728i,728iL,730d,730i,730iL,735i,735iL,740d,740i,740iL,750i,750iL,750iXL	1994-2001	QMVHL Lateral-moment distribution,rear axle	√	√	√	√	√	√
7 Series_E38	725tds,728i,728iL,730d,730i,730iL,735i,735iL,740d,740i,740iL,750i,750iL,750iXL	1994-2001	RAD Radio	√	√	√	√	√	√
7 Series_E38	725tds,728i,728iL,730d,730i,730iL,735i,735iL,740d,740i,740iL,750i,750iL,750iXL	1994-2001	RAD2-BO User interface	√	√	√	√	√	√
7 Series_E38	725tds,728i,728iL,730d,730i,730iL,735i,735iL,740d,740i,740iL,750i,750iL,750iXL	1994-2001	RAD2-GW Gateway	√	√	√	√		
7 Series_E38	725tds,728i,728iL,730d,730i,730iL,735i,735iL,740d,740i,740iL,750i,750iL,750iXL	1994-2001	RAD2-GW Gateway	√	√	√	√	√	√
7 Series_E38	725tds,728i,728iL,730d,730i,730iL,735i,735iL,740d,740i,740iL,750i,750iL,750iXL	1994-2001	RDC Tire pressure control	√	√	√	√		
7 Series_E38	725tds,728i,728iL,730d,730i,730iL,735i,735iL,740d,740i,740iL,750i,750iL,750iXL	1994-2001	RDC/RDW Tyre pressure check	√	√	√	√		
7 Series_E38	725tds,728i,728iL,730d,730i,730iL,735i,735iL,740d,740i,740iL,750i,750iL,750iXL	1994-2001	RFK Reversing camera	√	√	√	√	√	√
7 Series_E38	725tds,728i,728iL,730d,730i,730iL,735i,735iL,740d,740i,740iL,750i,750iL,750iXL	1994-2001	RLS Rain/Light Sensor	√	√	√	√		
7 Series_E38	725tds,728i,728iL,730d,730i,730iL,735i,735iL,740d,740i,740iL,750i,750iL,750iXL	1994-2001	RLS/AIC (Rain/Light Sensor/Automatic interval Control)	√	√	√	√		
7 Series_E38	725tds,728i,728iL,730d,730i,730iL,735i,735iL,740d,740i,740iL,750i,750iL,750iXL	1994-2001	RLSS Rain/light solar sensor	√	√	√	√	√	√
7 Series_E38	725tds,728i,728iL,730d,730i,730iL,735i,735iL,740d,740i,740iL,750i,750iL,750iXL	1994-2001	RLSS Solar Rain/Light Sensor	√	√	√	√	√	√
7 Series_E38	725tds,728i,728iL,730d,730i,730iL,735i,735iL,740d,740i,740iL,750i,750iL,750iXL	1994-2001	RSE Rear Seat Entertainment	√	√	√	√	√	√

7 Series_E38	725tds,728i,728iL,730d,730i,730iL,735i,735iL,740d,740i,740iL,750i,750iL,750iXL	1994-2001	RSE Rear seat entertainment	√	√	√	√	√	√
7 Series_E38	725tds,728i,728iL,730d,730i,730iL,735i,735iL,740d,740i,740iL,750i,750iL,750iXL	1994-2001	SASL Satellite,A-pillar,left	√	√	√	√		
7 Series_E38	725tds,728i,728iL,730d,730i,730iL,735i,735iL,740d,740i,740iL,750i,750iL,750iXL	1994-2001	SASR Satellite,A-pillar,right	√	√	√	√		
7 Series_E38	725tds,728i,728iL,730d,730i,730iL,735i,735iL,740d,740i,740iL,750i,750iL,750iXL	1994-2001	SBSL Satellite,B-pillar,left	√	√	√	√		
7 Series_E38	725tds,728i,728iL,730d,730i,730iL,735i,735iL,740d,740i,740iL,750i,750iL,750iXL	1994-2001	SBSR Satellite,B-pillar,right	√	√	√	√		
7 Series_E38	725tds,728i,728iL,730d,730i,730iL,735i,735iL,740d,740i,740iL,750i,750iL,750iXL	1994-2001	SBSR Satellite,B-pillar,right	√	√	√	√	√	√
7 Series_E38	725tds,728i,728iL,730d,730i,730iL,735i,735iL,740d,740i,740iL,750i,750iL,750iXL	1994-2001	SDARS Satellite tuner (US)	√	√	√	√	√	√
7 Series_E38	725tds,728i,728iL,730d,730i,730iL,735i,735iL,740d,740i,740iL,750i,750iL,750iXL	1994-2001	SEC1 Supplementary control unit 1	√	√	√			
7 Series_E38	725tds,728i,728iL,730d,730i,730iL,735i,735iL,740d,740i,740iL,750i,750iL,750iXL	1994-2001	SEC2 Supplementary control unit 2	√	√	√			
7 Series_E38	725tds,728i,728iL,730d,730i,730iL,735i,735iL,740d,740i,740iL,750i,750iL,750iXL	1994-2001	SFZ Satellite vehicle center	√	√	√	√		
7 Series_E38	725tds,728i,728iL,730d,730i,730iL,735i,735iL,740d,740i,740iL,750i,750iL,750iXL	1994-2001	SG-FD Control unit,rear-compartment display	√	√	√	√		
7 Series_E38	725tds,728i,728iL,730d,730i,730iL,735i,735iL,740d,740i,740iL,750i,750iL,750iXL	1994-2001	SG-FD-GW Control unit,rear-compartment display(gateway)	√	√	√	√	√	√
7 Series_E38	725tds,728i,728iL,730d,730i,730iL,735i,735iL,740d,740i,740iL,750i,750iL,750iXL	1994-2001	SGM-SIM Safety and Gateway Module(SIM)	√	√	√	√	√	√
7 Series_E38	725tds,728i,728iL,730d,730i,730iL,735i,735iL,740d,740i,740iL,750i,750iL,750iXL	1994-2001	SGM-ZGM Safety and Gateway Module(ZGM)	√	√	√			
7 Series_E38	725tds,728i,728iL,730d,730i,730iL,735i,735iL,740d,740i,740iL,750i,750iL,750iXL	1994-2001	SHD Slide/tilt sunroof 2	√	√	√	√	√	√

7 Series_E38	725tds,728i,728iL,730d,730i,730iL,735i,735iL,740d,740i,740iL,750i,750iL,750iXL	1994-2001	SHD Sliding/tilting sunroof	√	√	√	√	√	√
7 Series_E38	725tds,728i,728iL,730d,730i,730iL,735i,735iL,740d,740i,740iL,750i,750iL,750iXL	1994-2001	SHD Sliding/tilting sunroof module	√	√	√	√	√	√
7 Series_E38	725tds,728i,728iL,730d,730i,730iL,735i,735iL,740d,740i,740iL,750i,750iL,750iXL	1994-2001	SHD Sliding/tilting sunroof	√	√	√			
7 Series_E38	725tds,728i,728iL,730d,730i,730iL,735i,735iL,740d,740i,740iL,750i,750iL,750iXL	1994-2001	SHZH Independent/auxiliary heater	√	√	√	√	√	√
7 Series_E38	725tds,728i,728iL,730d,730i,730iL,735i,735iL,740d,740i,740iL,750i,750iL,750iXL	1994-2001	SIM Safety and information module	√	√	√	√	√	√
7 Series_E38	725tds,728i,728iL,730d,730i,730iL,735i,735iL,740d,740i,740iL,750i,750iL,750iXL	1994-2001	SINE Siren and tilt sensor	√	√	√	√		
7 Series_E38	725tds,728i,728iL,730d,730i,730iL,735i,735iL,740d,740i,740iL,750i,750iL,750iXL	1994-2001	SINE Siren with tilt sensor	√	√	√	√	√	√
7 Series_E38	725tds,728i,728iL,730d,730i,730iL,735i,735iL,740d,740i,740iL,750i,750iL,750iXL	1994-2001	SMBF Seat module,passenger	√	√	√	√	√	√
7 Series_E38	725tds,728i,728iL,730d,730i,730iL,735i,735iL,740d,740i,740iL,750i,750iL,750iXL	1994-2001	SMBFH Seat module,passenger'sside,rear	√	√	√	√	√	√
7 Series_E38	725tds,728i,728iL,730d,730i,730iL,735i,735iL,740d,740i,740iL,750i,750iL,750iXL	1994-2001	SMF/SM/SLM (Seat memory,driver)	√	√	√	√	√	√
7 Series_E38	725tds,728i,728iL,730d,730i,730iL,735i,735iL,740d,740i,740iL,750i,750iL,750iXL	1994-2001	SMFA Seat module,driver	√	√	√	√	√	√
7 Series_E38	725tds,728i,728iL,730d,730i,730iL,735i,735iL,740d,740i,740iL,750i,750iL,750iXL	1994-2001	SMFAH Seat module,driver'sside,rear	√	√	√	√	√	√
7 Series_E38	725tds,728i,728iL,730d,730i,730iL,735i,735iL,740d,740i,740iL,750i,750iL,750iXL	1994-2001	SPMBT Mirror memory,passenger	√	√	√	√	√	√
7 Series_E38	725tds,728i,728iL,730d,730i,730iL,735i,735iL,740d,740i,740iL,750i,750iL,750iXL	1994-2001	SPMFT Mirror memory,driver	√	√	√	√	√	√
7 Series_E38	725tds,728i,728iL,730d,730i,730iL,735i,735iL,740d,740i,740iL,750i,750iL,750iXL	1994-2001	SSBF Satellite,seat,passenger	√	√	√	√		

7 Series_E38	725tds,728i,728iL,730d,730i,730iL,735i,735iL,740d,740i,740iL,750i,750iL,750iXL	1994-2001	SSFA Satellite,seat,driver	√	√	√	√		
7 Series_E38	725tds,728i,728iL,730d,730i,730iL,735i,735iL,740d,740i,740iL,750i,750iL,750iXL	1994-2001	SSH Satellite,seat,rear	√	√	√	√	√	√
7 Series_E38	725tds,728i,728iL,730d,730i,730iL,735i,735iL,740d,740i,740iL,750i,750iL,750iXL	1994-2001	STH park heating						
7 Series_E38	725tds,728i,728iL,730d,730i,730iL,735i,735iL,740d,740i,740iL,750i,750iL,750iXL	1994-2001	STVL Satellite,door,front left	√	√	√	√		
7 Series_E38	725tds,728i,728iL,730d,730i,730iL,735i,735iL,740d,740i,740iL,750i,750iL,750iXL	1994-2001	STVR Satellite,door,front right	√	√	√	√		
7 Series_E38	725tds,728i,728iL,730d,730i,730iL,735i,735iL,740d,740i,740iL,750i,750iL,750iXL	1994-2001	SVS Language processing system	√	√	√	√		
7 Series_E38	725tds,728i,728iL,730d,730i,730iL,735i,735iL,740d,740i,740iL,750i,750iL,750iXL	1994-2001	SVT Servotronic						
7 Series_E38	725tds,728i,728iL,730d,730i,730iL,735i,735iL,740d,740i,740iL,750i,750iL,750iXL	1994-2001	SZL Switch center,steering column	√	√	√	√	√	√
7 Series_E38	725tds,728i,728iL,730d,730i,730iL,735i,735iL,740d,740i,740iL,750i,750iL,750iXL	1994-2001	SZM Switching center,center console	√	√	√	√	√	√
7 Series_E38	725tds,728i,728iL,730d,730i,730iL,735i,735iL,740d,740i,740iL,750i,750iL,750iXL	1994-2001	Short test	√	√	√			
7 Series_E38	725tds,728i,728iL,730d,730i,730iL,735i,735iL,740d,740i,740iL,750i,750iL,750iXL	1994-2001	TCU Telematic Control Unit	√	√	√	√	√	√
7 Series_E38	725tds,728i,728iL,730d,730i,730iL,735i,735iL,740d,740i,740iL,750i,750iL,750iXL	1994-2001	TEL Telephone	√	√	√	√		
7 Series_E38	725tds,728i,728iL,730d,730i,730iL,735i,735iL,740d,740i,740iL,750i,750iL,750iXL	1994-2001	TMBF Door module,front passenger	√	√	√	√	√	√
7 Series_E38	725tds,728i,728iL,730d,730i,730iL,735i,735iL,740d,740i,740iL,750i,750iL,750iXL	1994-2001	TMBFH Door module,passenger'sside,rear	√	√	√	√		
7 Series_E38	725tds,728i,728iL,730d,730i,730iL,735i,735iL,740d,740i,740iL,750i,750iL,750iXL	1994-2001	TMBFT Door module,passenger door	√	√	√	√		



7 Series_E38	725tds,728i,728iL,730d,730i,730iL,735i,735iL,740d,740i,740iL,750i,750iL,750iXL	1994-2001	TMFA Door module,driver	√	√	√	√	√	√
7 Series_E38	725tds,728i,728iL,730d,730i,730iL,735i,735iL,740d,740i,740iL,750i,750iL,750iXL	1994-2001	TMFAH Door module,driver'sside,rear	√	√	√	√		
7 Series_E38	725tds,728i,728iL,730d,730i,730iL,735i,735iL,740d,740i,740iL,750i,750iL,750iXL	1994-2001	TMFAT Door module,driver's door	√	√	√	√		
7 Series_E38	725tds,728i,728iL,730d,730i,730iL,735i,735iL,740d,740i,740iL,750i,750iL,750iXL	1994-2001	TRSVC All round view camera	√	√	√	√	√	√
7 Series_E38	725tds,728i,728iL,730d,730i,730iL,735i,735iL,740d,740i,740iL,750i,750iL,750iXL	1994-2001	ULF Universal charging and hands-free facility	√	√	√	√	√	√
7 Series_E38	725tds,728i,728iL,730d,730i,730iL,735i,735iL,740d,740i,740iL,750i,750iL,750iXL	1994-2001	ULF-SBX-H Interface box High	√	√	√	√	√	√
7 Series_E38	725tds,728i,728iL,730d,730i,730iL,735i,735iL,740d,740i,740iL,750i,750iL,750iXL	1994-2001	VDM Vertical Dynamics Management	√	√	√	√	√	√
7 Series_E38	725tds,728i,728iL,730d,730i,730iL,735i,735iL,740d,740i,740iL,750i,750iL,750iXL	1994-2001	VID Video module	√	√	√			
7 Series_E38	725tds,728i,728iL,730d,730i,730iL,735i,735iL,740d,740i,740iL,750i,750iL,750iXL	1994-2001	VM Video Module	√	√	√	√	√	√
7 Series_E38	725tds,728i,728iL,730d,730i,730iL,735i,735iL,740d,740i,740iL,750i,750iL,750iXL	1994-2001	VSW Video switch	√	√	√	√	√	√
7 Series_E38	725tds,728i,728iL,730d,730i,730iL,735i,735iL,740d,740i,740iL,750i,750iL,750iXL	1994-2001	VTC Valvetronic	√	√	√			
7 Series_E38	725tds,728i,728iL,730d,730i,730iL,735i,735iL,740d,740i,740iL,750i,750iL,750iXL	1994-2001	VTC2 Valvetronic 2	√	√	√			
7 Series_E38	725tds,728i,728iL,730d,730i,730iL,735i,735iL,740d,740i,740iL,750i,750iL,750iXL	1994-2001	VTG Transfer case	√	√	√	√	√	√
7 Series_E38	725tds,728i,728iL,730d,730i,730iL,735i,735iL,740d,740i,740iL,750i,750iL,750iXL	1994-2001	WIM Wiper module	√	√	√	√	√	√
7 Series_E38	725tds,728i,728iL,730d,730i,730iL,735i,735iL,740d,740i,740iL,750i,750iL,750iXL	1994-2001	ZGM Central Gateway Module	√	√	√	√	√	√

7 Series_E38	725tds,728i,728iL,730d,730i,730iL,735i,735iL,740d,740i,740iL,750i,750iL,750iXL	1994-2001	ZKE Central body electronics BC 1	√	√	√	√	√	√
7 Series_E38	725tds,728i,728iL,730d,730i,730iL,735i,735iL,740d,740i,740iL,750i,750iL,750iXL	1994-2001	ZKE/GM (Central body electronics/GM base module)	√	√	√	√	√	√
7 Series_E65/E66/E68	730Ld,730Li,730d,730i,735Li,735i,740Li,740d,740i,745Li,745d,745i,750Li,750i,760Li,760i,H7		ABS/ASC/DSC (Dynamic Stability Control)	√	√	√	√	√	√
7 Series_E65/E66/E68	730Ld,730Li,730d,730i,735Li,735i,740Li,740d,740i,745Li,745d,745i,750Li,750i,760Li,760i,H7		ACC Active cruise control	√	√	√	√	√	√
7 Series_E65/E66/E68	730Ld,730Li,730d,730i,735Li,735i,740Li,740d,740i,745Li,745d,745i,750Li,750i,760Li,760i,H7		ACC/ACC2 Active Cruise Control	√	√	√			
7 Series_E65/E66/E68	730Ld,730Li,730d,730i,735Li,735i,740Li,740d,740i,745Li,745d,745i,750Li,750i,760Li,760i,H7		ACSM Crash Safety Module	√	√	√	√	√	√
7 Series_E65/E66/E68	730Ld,730Li,730d,730i,735Li,735i,740Li,740d,740i,745Li,745d,745i,750Li,750i,760Li,760i,H7		ACSM/MRS Crash Safety Module	√	√	√	√		
7 Series_E65/E66/E68	730Ld,730Li,730d,730i,735Li,735i,740Li,740d,740i,745Li,745d,745i,750Li,750i,760Li,760i,H7		AHL Adaptive directional headlights	√	√	√	√	√	√
7 Series_E65/E66/E68	730Ld,730Li,730d,730i,735Li,735i,740Li,740d,740i,745Li,745d,745i,750Li,750i,760Li,760i,H7		AHM Trailer module	√	√	√	√	√	√
7 Series_E65/E66/E68	730Ld,730Li,730d,730i,735Li,735i,740Li,740d,740i,745Li,745d,745i,750Li,750i,760Li,760i,H7		AL active front steering (AFS70)	√	√	√	√		
7 Series_E65/E66/E68	730Ld,730Li,730d,730i,735Li,735i,740Li,740d,740i,745Li,745d,745i,750Li,750i,760Li,760i,H7		AL active steering	√	√	√	√	√	√
7 Series_E65/E66/E68	730Ld,730Li,730d,730i,735Li,735i,740Li,740d,740i,745Li,745d,745i,750Li,750i,760Li,760i,H7		ALBBF Active backrest width,front passenger	√	√	√	√		
7 Series_E65/E66/E68	730Ld,730Li,730d,730i,735Li,735i,740Li,740d,740i,745Li,745d,745i,750Li,750i,760Li,760i,H7		ALBFA Active backrest width,driver	√	√	√	√		
7 Series_E65/E66/E68	730Ld,730Li,730d,730i,735Li,735i,740Li,740d,740i,745Li,745d,745i,750Li,750i,760Li,760i,H7		AMP Amplifier	√	√	√	√	√	√
7 Series_E65/E66/E68	730Ld,730Li,730d,730i,735Li,735i,740Li,740d,740i,745Li,745d,745i,750Li,750i,760Li,760i,H7		AMPH Hi Fi amplifier	√	√	√	√	√	√

7 Series_E65/E66/E68	730Ld,730Li,730d,730i,735Li,735i,740Li,740d,740i,745Li,745d,745i,750Li,750i,760Li,760i,H7		AMPT Top Hi-Fi amplifier	√	√	√	√	√	√
7 Series_E65/E66/E68	730Ld,730Li,730d,730i,735Li,735i,740Li,740d,740i,745Li,745d,745i,750Li,750i,760Li,760i,H7		ANT Antenna/antenna tuner	√	√	√	√	√	√
7 Series_E65/E66/E68	730Ld,730Li,730d,730i,735Li,735i,740Li,740d,740i,745Li,745d,745i,750Li,750i,760Li,760i,H7		ARS Dynamic Drive	√	√	√	√	√	√
7 Series_E65/E66/E68	730Ld,730Li,730d,730i,735Li,735i,740Li,740d,740i,745Li,745d,745i,750Li,750i,760Li,760i,H7		ARS Dynamic Drive 2	√	√	√	√	√	√
7 Series_E65/E66/E68	730Ld,730Li,730d,730i,735Li,735i,740Li,740d,740i,745Li,745d,745i,750Li,750i,760Li,760i,H7		ASK Audio system controller	√	√	√	√	√	√
7 Series_E65/E66/E68	730Ld,730Li,730d,730i,735Li,735i,740Li,740d,740i,745Li,745d,745i,750Li,750i,760Li,760i,H7		BM On-board monitor						
7 Series_E65/E66/E68	730Ld,730Li,730d,730i,735Li,735i,740Li,740d,740i,745Li,745d,745i,750Li,750i,760Li,760i,H7		BM/MIR (On-board monitor/Multi-Information Radio)	√	√	√	√	√	√
7 Series_E65/E66/E68	730Ld,730Li,730d,730i,735Li,735i,740Li,740d,740i,745Li,745d,745i,750Li,750i,760Li,760i,H7		BZM Control center, center console	√	√	√	√	√	√
7 Series_E65/E66/E68	730Ld,730Li,730d,730i,735Li,735i,740Li,740d,740i,745Li,745d,745i,750Li,750i,760Li,760i,H7		CA Comfort Access	√	√	√	√	√	√
7 Series_E65/E66/E68	730Ld,730Li,730d,730i,735Li,735i,740Li,740d,740i,745Li,745d,745i,750Li,750i,760Li,760i,H7		CAN / byteflight	√	√	√			
7 Series_E65/E66/E68	730Ld,730Li,730d,730i,735Li,735i,740Li,740d,740i,745Li,745d,745i,750Li,750i,760Li,760i,H7		CAN communication analysis	√	√	√			
7 Series_E65/E66/E68	730Ld,730Li,730d,730i,735Li,735i,740Li,740d,740i,745Li,745d,745i,750Li,750i,760Li,760i,H7		CAS Car Access System	√	√	√	√	√	√
7 Series_E65/E66/E68	730Ld,730Li,730d,730i,735Li,735i,740Li,740d,740i,745Li,745d,745i,750Li,750i,760Li,760i,H7		CCC-A Applications	√	√	√	√	√	√
7 Series_E65/E66/E68	730Ld,730Li,730d,730i,735Li,735i,740Li,740d,740i,745Li,745d,745i,750Li,750i,760Li,760i,H7		CCC-ANT Aerial tuner	√	√	√	√	√	√
7 Series_E65/E66/E68	730Ld,730Li,730d,730i,735Li,735i,740Li,740d,740i,745Li,745d,745i,750Li,750i,760Li,760i,H7		CCC-ASK Audio system controller	√	√	√	√	√	√

7 Series_E65/E66/E68	730Ld,730Li,730d,730i,735Li,735i,740Li,740d,740i,745Li,745d,745i,750Li,750i,760Li,760i,H7		CCC-GW Gateway	√	√	√	√	√	√
7 Series_E65/E66/E68	730Ld,730Li,730d,730i,735Li,735i,740Li,740d,740i,745Li,745d,745i,750Li,750i,760Li,760i,H7		CD Control Display	√	√	√	√		
7 Series_E65/E66/E68	730Ld,730Li,730d,730i,735Li,735i,740Li,740d,740i,745Li,745d,745i,750Li,750i,760Li,760i,H7		CD-GW Control Display(Gateway)	√	√	√	√	√	√
7 Series_E65/E66/E68	730Ld,730Li,730d,730i,735Li,735i,740Li,740d,740i,745Li,745d,745i,750Li,750i,760Li,760i,H7		CDC CD Changer	√	√	√	√	√	√
7 Series_E65/E66/E68	730Ld,730Li,730d,730i,735Li,735i,740Li,740d,740i,745Li,745d,745i,750Li,750i,760Li,760i,H7		CEM Clean Energy Module	√	√	√	√		
7 Series_E65/E66/E68	730Ld,730Li,730d,730i,735Li,735i,740Li,740d,740i,745Li,745d,745i,750Li,750i,760Li,760i,H7		CHAMP-BO User interface X	√	√	√	√		
7 Series_E65/E66/E68	730Ld,730Li,730d,730i,735Li,735i,740Li,740d,740i,745Li,745d,745i,750Li,750i,760Li,760i,H7		CHAMP-GW Gateway X	√	√	√	√		
7 Series_E65/E66/E68	730Ld,730Li,730d,730i,735Li,735i,740Li,740d,740i,745Li,745d,745i,750Li,750i,760Li,760i,H7		CIC User interface	√	√	√	√	√	√
7 Series_E65/E66/E68	730Ld,730Li,730d,730i,735Li,735i,740Li,740d,740i,745Li,745d,745i,750Li,750i,760Li,760i,H7		CIC-GW Gateway	√	√	√	√	√	√
7 Series_E65/E66/E68	730Ld,730Li,730d,730i,735Li,735i,740Li,740d,740i,745Li,745d,745i,750Li,750i,760Li,760i,H7		CIC/CHAMP Car headunit column	√	√	√	√	√	√
7 Series_E65/E66/E68	730Ld,730Li,730d,730i,735Li,735i,740Li,740d,740i,745Li,745d,745i,750Li,750i,760Li,760i,H7		CID Central Information Display	√	√	√	√	√	√
7 Series_E65/E66/E68	730Ld,730Li,730d,730i,735Li,735i,740Li,740d,740i,745Li,745d,745i,750Li,750i,760Li,760i,H7		CIM Chassis integration Module	√	√	√	√	√	√
7 Series_E65/E66/E68	730Ld,730Li,730d,730i,735Li,735i,740Li,740d,740i,745Li,745d,745i,750Li,750i,760Li,760i,H7		CON Controller	√	√	√	√	√	√
7 Series_E65/E66/E68	730Ld,730Li,730d,730i,735Li,735i,740Li,740d,740i,745Li,745d,745i,750Li,750i,760Li,760i,H7		CVM Convertible top module	√	√	√	√	√	√
7 Series_E65/E66/E68	730Ld,730Li,730d,730i,735Li,735i,740Li,740d,740i,745Li,745d,745i,750Li,750i,760Li,760i,H7		DAB Digital tuner	√	√	√	√	√	√

7 Series_E65/E66/E68	730Ld,730Li,730d,730i,735Li,735i,740Li,740d,740i,745Li,745d,745i,750Li,750i,760Li,760i,H7		DDE Diesel Electronics	√	√	√	√	√	√
7 Series_E65/E66/E68	730Ld,730Li,730d,730i,735Li,735i,740Li,740d,740i,745Li,745d,745i,750Li,750i,760Li,760i,H7		DME Digital Engine/Gearbox Electronics 2	√	√	√	√	√	√
7 Series_E65/E66/E68	730Ld,730Li,730d,730i,735Li,735i,740Li,740d,740i,745Li,745d,745i,750Li,750i,760Li,760i,H7		DME Digital Motor Electronics	√	√	√	√	√	√
7 Series_E65/E66/E68	730Ld,730Li,730d,730i,735Li,735i,740Li,740d,740i,745Li,745d,745i,750Li,750i,760Li,760i,H7		DME Motor Electronics	√	√	√	√	√	√
7 Series_E65/E66/E68	730Ld,730Li,730d,730i,735Li,735i,740Li,740d,740i,745Li,745d,745i,750Li,750i,760Li,760i,H7		DME/DDE (Motor/Diesel Electronics)	√	√	√	√	√	√
7 Series_E65/E66/E68	730Ld,730Li,730d,730i,735Li,735i,740Li,740d,740i,745Li,745d,745i,750Li,750i,760Li,760i,H7		DME/DDE Motor Electronics	√	√	√	√	√	√
7 Series_E65/E66/E68	730Ld,730Li,730d,730i,735Li,735i,740Li,740d,740i,745Li,745d,745i,750Li,750i,760Li,760i,H7		DME2/DME2 Digital motor electronics 2	√	√	√	√	√	√
7 Series_E65/E66/E68	730Ld,730Li,730d,730i,735Li,735i,740Li,740d,740i,745Li,745d,745i,750Li,750i,760Li,760i,H7		DSC Dynamic Stability Control	√	√	√	√	√	√
7 Series_E65/E66/E68	730Ld,730Li,730d,730i,735Li,735i,740Li,740d,740i,745Li,745d,745i,750Li,750i,760Li,760i,H7		DSC(Bosch)Dynamic Stability Control	√	√	√	√	√	√
7 Series_E65/E66/E68	730Ld,730Li,730d,730i,735Li,735i,740Li,740d,740i,745Li,745d,745i,750Li,750i,760Li,760i,H7		DSP Digital Sound Processor						
7 Series_E65/E66/E68	730Ld,730Li,730d,730i,735Li,735i,740Li,740d,740i,745Li,745d,745i,750Li,750i,760Li,760i,H7		DVD CD Changer	√	√	√	√		
7 Series_E65/E66/E68	730Ld,730Li,730d,730i,735Li,735i,740Li,740d,740i,745Li,745d,745i,750Li,750i,760Li,760i,H7		DVD-C DVD changer	√	√	√	√	√	√
7 Series_E65/E66/E68	730Ld,730Li,730d,730i,735Li,735i,740Li,740d,740i,745Li,745d,745i,750Li,750i,760Li,760i,H7		DVDC DVD Changer	√	√	√	√	√	√
7 Series_E65/E66/E68	730Ld,730Li,730d,730i,735Li,735i,740Li,740d,740i,745Li,745d,745i,750Li,750i,760Li,760i,H7		DWA antitheft alarm system	√	√	√	√	√	√
7 Series_E65/E66/E68	730Ld,730Li,730d,730i,735Li,735i,740Li,740d,740i,745Li,745d,745i,750Li,750i,760Li,760i,H7		EDC Damper Control	√	√	√	√	√	√

7 Series_E65/E66/E68	730Ld,730Li,730d,730i,735Li,735i,740Li,740d,740i,745Li,745d,745i,750Li,750i,760Li,760i,H7		EDC Electronic Damper Control	√	√	√	√	√	√
7 Series_E65/E66/E68	730Ld,730Li,730d,730i,735Li,735i,740Li,740d,740i,745Li,745d,745i,750Li,750i,760Li,760i,H7		EDCSHL Damper satellite, rear left	√	√	√	√	√	√
7 Series_E65/E66/E68	730Ld,730Li,730d,730i,735Li,735i,740Li,740d,740i,745Li,745d,745i,750Li,750i,760Li,760i,H7		EDCSHR Damper satellite, rear right	√	√	√	√	√	√
7 Series_E65/E66/E68	730Ld,730Li,730d,730i,735Li,735i,740Li,740d,740i,745Li,745d,745i,750Li,750i,760Li,760i,H7		EDCSVL Damper satellite, front left	√	√	√	√	√	√
7 Series_E65/E66/E68	730Ld,730Li,730d,730i,735Li,735i,740Li,740d,740i,745Li,745d,745i,750Li,750i,760Li,760i,H7		EDCSVR Damper satellite, front right	√	√	√	√	√	√
7 Series_E65/E66/E68	730Ld,730Li,730d,730i,735Li,735i,740Li,740d,740i,745Li,745d,745i,750Li,750i,760Li,760i,H7		EGS 6HPTU transmission control	√	√	√	√	√	√
7 Series_E65/E66/E68	730Ld,730Li,730d,730i,735Li,735i,740Li,740d,740i,745Li,745d,745i,750Li,750i,760Li,760i,H7		EGS transmission management	√	√	√	√	√	√
7 Series_E65/E66/E68	730Ld,730Li,730d,730i,735Li,735i,740Li,740d,740i,745Li,745d,745i,750Li,750i,760Li,760i,H7		EHC Electronic Height Control	√	√	√	√	√	√
7 Series_E65/E66/E68	730Ld,730Li,730d,730i,735Li,735i,740Li,740d,740i,745Li,745d,745i,750Li,750i,760Li,760i,H7		EHC Electronic Ride-Height Control	√	√	√	√	√	√
7 Series_E65/E66/E68	730Ld,730Li,730d,730i,735Li,735i,740Li,740d,740i,745Li,745d,745i,750Li,750i,760Li,760i,H7		EHC Ride level(Height) Control	√	√	√	√	√	√
7 Series_E65/E66/E68	730Ld,730Li,730d,730i,735Li,735i,740Li,740d,740i,745Li,745d,745i,750Li,750i,760Li,760i,H7		EHC/EHC2 (Electronic ride-level control)	√	√	√	√	√	√
7 Series_E65/E66/E68	730Ld,730Li,730d,730i,735Li,735i,740Li,740d,740i,745Li,745d,745i,750Li,750i,760Li,760i,H7		EHPS Electro-hydraulic steering assistance	√	√	√	√	√	√
7 Series_E65/E66/E68	730Ld,730Li,730d,730i,735Li,735i,740Li,740d,740i,745Li,745d,745i,750Li,750i,760Li,760i,H7		EKP Fuel pump	√	√	√	√	√	√
7 Series_E65/E66/E68	730Ld,730Li,730d,730i,735Li,735i,740Li,740d,740i,745Li,745d,745i,750Li,750i,760Li,760i,H7		EKPS Fuel pump	√	√	√	√	√	√
7 Series_E65/E66/E68	730Ld,730Li,730d,730i,735Li,735i,740Li,740d,740i,745Li,745d,745i,750Li,750i,760Li,760i,H7		EKPS Fuel pump control	√	√	√	√	√	√

7 Series_E65/E66/E68	730Ld,730Li,730d,730i,735Li,735i,740Li,740d,740i,745Li,745d,745i,750Li,750i,760Li,760i,H7		EMF Parking brake	√	√	√	√	√	√
7 Series_E65/E66/E68	730Ld,730Li,730d,730i,735Li,735i,740Li,740d,740i,745Li,745d,745i,750Li,750i,760Li,760i,H7		EML Electronic engine-power control	√	√	√			
7 Series_E65/E66/E68	730Ld,730Li,730d,730i,735Li,735i,740Li,740d,740i,745Li,745d,745i,750Li,750i,760Li,760i,H7		EPS Electronic Power Steering	√	√	√	√	√	√
7 Series_E65/E66/E68	730Ld,730Li,730d,730i,735Li,735i,740Li,740d,740i,745Li,745d,745i,750Li,750i,760Li,760i,H7		EWS Electronic immobilizer	√	√	√	√		
7 Series_E65/E66/E68	730Ld,730Li,730d,730i,735Li,735i,740Li,740d,740i,745Li,745d,745i,750Li,750i,760Li,760i,H7		EWS Vehicle immobilizer	√	√	√	√		
7 Series_E65/E66/E68	730Ld,730Li,730d,730i,735Li,735i,740Li,740d,740i,745Li,745d,745i,750Li,750i,760Li,760i,H7		FBI Flexible Bus Interface	√	√	√	√		
7 Series_E65/E66/E68	730Ld,730Li,730d,730i,735Li,735i,740Li,740d,740i,745Li,745d,745i,750Li,750i,760Li,760i,H7		FBZM Rear compartment,controlcenter,center console	√	√	√	√	√	√
7 Series_E65/E66/E68	730Ld,730Li,730d,730i,735Li,735i,740Li,740d,740i,745Li,745d,745i,750Li,750i,760Li,760i,H7		FCON Rear compartment controller	√	√	√	√	√	√
7 Series_E65/E66/E68	730Ld,730Li,730d,730i,735Li,735i,740Li,740d,740i,745Li,745d,745i,750Li,750i,760Li,760i,H7		FD Rear-cabin display	√	√	√	√		
7 Series_E65/E66/E68	730Ld,730Li,730d,730i,735Li,735i,740Li,740d,740i,745Li,745d,745i,750Li,750i,760Li,760i,H7		FD Rear-compartment display	√	√	√	√	√	√
7 Series_E65/E66/E68	730Ld,730Li,730d,730i,735Li,735i,740Li,740d,740i,745Li,745d,745i,750Li,750i,760Li,760i,H7		FD2 Rear-compartment display2	√	√	√	√	√	√
7 Series_E65/E66/E68	730Ld,730Li,730d,730i,735Li,735i,740Li,740d,740i,745Li,745d,745i,750Li,750i,760Li,760i,H7		FID Read-compartment information display	√	√	√			
7 Series_E65/E66/E68	730Ld,730Li,730d,730i,735Li,735i,740Li,740d,740i,745Li,745d,745i,750Li,750i,760Li,760i,H7		FKA Rear heater/air conditioning	√	√	√	√	√	√
7 Series_E65/E66/E68	730Ld,730Li,730d,730i,735Li,735i,740Li,740d,740i,745Li,745d,745i,750Li,750i,760Li,760i,H7		FKA Rear-cabin automatic A/C	√	√	√	√	√	√
7 Series_E65/E66/E68	730Ld,730Li,730d,730i,735Li,735i,740Li,740d,740i,745Li,745d,745i,750Li,750i,760Li,760i,H7		FKA Rear-compartment air conditioning	√	√	√	√	√	√

7 Series_E65/E66/E68	730Ld,730Li,730d,730i,735Li,735i,740Li,740d,740i,745Li,745d,745i,750Li,750i,760Li,760i,H7		FLA High Beam Assist	√	√	√	√	√	√
7 Series_E65/E66/E68	730Ld,730Li,730d,730i,735Li,735i,740Li,740d,740i,745Li,745d,745i,750Li,750i,760Li,760i,H7		FRM Footwell module	√	√	√	√	√	√
7 Series_E65/E66/E68	730Ld,730Li,730d,730i,735Li,735i,740Li,740d,740i,745Li,745d,745i,750Li,750i,760Li,760i,H7		FRM/FRM2 Footwell module	√	√	√	√	√	√
7 Series_E65/E66/E68	730Ld,730Li,730d,730i,735Li,735i,740Li,740d,740i,745Li,745d,745i,750Li,750i,760Li,760i,H7		FRM2 Footwell module 2	√	√	√	√	√	√
7 Series_E65/E66/E68	730Ld,730Li,730d,730i,735Li,735i,740Li,740d,740i,745Li,745d,745i,750Li,750i,760Li,760i,H7		FZD Function centre,roof	√	√	√	√	√	√
7 Series_E65/E66/E68	730Ld,730Li,730d,730i,735Li,735i,740Li,740d,740i,745Li,745d,745i,750Li,750i,760Li,760i,H7		GR Cruise control	√	√	√			
7 Series_E65/E66/E68	730Ld,730Li,730d,730i,735Li,735i,740Li,740d,740i,745Li,745d,745i,750Li,750i,760Li,760i,H7		GWS Gear selector switch	√	√	√	√	√	√
7 Series_E65/E66/E68	730Ld,730Li,730d,730i,735Li,735i,740Li,740d,740i,745Li,745d,745i,750Li,750i,760Li,760i,H7		HKL Rear-lid lift	√	√	√	√	√	√
7 Series_E65/E66/E68	730Ld,730Li,730d,730i,735Li,735i,740Li,740d,740i,745Li,745d,745i,750Li,750i,760Li,760i,H7		HKL Rear-lid module X	√	√	√	√		
7 Series_E65/E66/E68	730Ld,730Li,730d,730i,735Li,735i,740Li,740d,740i,745Li,745d,745i,750Li,750i,760Li,760i,H7		ICM Integrated Chassis Management	√	√	√	√	√	√
7 Series_E65/E66/E68	730Ld,730Li,730d,730i,735Li,735i,740Li,740d,740i,745Li,745d,745i,750Li,750i,760Li,760i,H7		ICM Integronic Power Steering	√	√	√	√	√	√
7 Series_E65/E66/E68	730Ld,730Li,730d,730i,735Li,735i,740Li,740d,740i,745Li,745d,745i,750Li,750i,760Li,760i,H7		IHKA Heater/automatic A/C control	√	√	√	√	√	√
7 Series_E65/E66/E68	730Ld,730Li,730d,730i,735Li,735i,740Li,740d,740i,745Li,745d,745i,750Li,750i,760Li,760i,H7		IHKA Integrated automatic heating/air conditioning	√	√	√	√	√	√
7 Series_E65/E66/E68	730Ld,730Li,730d,730i,735Li,735i,740Li,740d,740i,745Li,745d,745i,750Li,750i,760Li,760i,H7		IHKA Integrated heating /air conditioning	√	√	√	√	√	√
7 Series_E65/E66/E68	730Ld,730Li,730d,730i,735Li,735i,740Li,740d,740i,745Li,745d,745i,750Li,750i,760Li,760i,H7		IHKA/IHKA Integrated heating/air conditioning	√	√	√	√	√	√



7 Series_E65/E66/E68	730Ld,730Li,730d,730i,735Li,735i,740Li,740d,740i,745Li,745d,745i,750Li,750i,760Li,760i,H7	IHKS Integrated heating/air-conditioning control	√	√	√	√	√	√
7 Series_E65/E66/E68	730Ld,730Li,730d,730i,735Li,735i,740Li,740d,740i,745Li,745d,745i,750Li,750i,760Li,760i,H7	IHS Heater control	√	√	√	√	√	√
7 Series_E65/E66/E68	730Ld,730Li,730d,730i,735Li,735i,740Li,740d,740i,745Li,745d,745i,750Li,750i,760Li,760i,H7	INSTR Instrumint cluster	√	√	√	√	√	√
7 Series_E65/E66/E68	730Ld,730Li,730d,730i,735Li,735i,740Li,740d,740i,745Li,745d,745i,750Li,750i,760Li,760i,H7	JBE Junction-box electronics	√	√	√	√	√	√
7 Series_E65/E66/E68	730Ld,730Li,730d,730i,735Li,735i,740Li,740d,740i,745Li,745d,745i,750Li,750i,760Li,760i,H7	JBE2 Junction Box electronics 2	√	√	√	√	√	√
7 Series_E65/E66/E68	730Ld,730Li,730d,730i,735Li,735i,740Li,740d,740i,745Li,745d,745i,750Li,750i,760Li,760i,H7	JNAV Navigation system,Japan	√	√	√	√	√	√
7 Series_E65/E66/E68	730Ld,730Li,730d,730i,735Li,735i,740Li,740d,740i,745Li,745d,745i,750Li,750i,760Li,760i,H7	KBM Body basic module	√	√	√	√	√	√
7 Series_E65/E66/E68	730Ld,730Li,730d,730i,735Li,735i,740Li,740d,740i,745Li,745d,745i,750Li,750i,760Li,760i,H7	KGM Body Gateway Module	√	√	√	√	√	√
7 Series_E65/E66/E68	730Ld,730Li,730d,730i,735Li,735i,740Li,740d,740i,745Li,745d,745i,750Li,750i,760Li,760i,H7	KHI Headphones interface	√	√	√	√	√	√
7 Series_E65/E66/E68	730Ld,730Li,730d,730i,735Li,735i,740Li,740d,740i,745Li,745d,745i,750Li,750i,760Li,760i,H7	KNAV Navigation system,Korea	√	√	√	√	√	√
7 Series_E65/E66/E68	730Ld,730Li,730d,730i,735Li,735i,740Li,740d,740i,745Li,745d,745i,750Li,750i,760Li,760i,H7	KOM Instrument cluster	√	√	√	√	√	√
7 Series_E65/E66/E68	730Ld,730Li,730d,730i,735Li,735i,740Li,740d,740i,745Li,745d,745i,750Li,750i,760Li,760i,H7	KOM/IKE/IKI/INSTR(Instrument cluster)	√	√	√	√	√	√
7 Series_E65/E66/E68	730Ld,730Li,730d,730i,735Li,735i,740Li,740d,740i,745Li,745d,745i,750Li,750i,760Li,760i,H7	KOMBI2 additional Instruments						
7 Series_E65/E66/E68	730Ld,730Li,730d,730i,735Li,735i,740Li,740d,740i,745Li,745d,745i,750Li,750i,760Li,760i,H7	LEW Steering-angle sensor	√	√	√	√		
7 Series_E65/E66/E68	730Ld,730Li,730d,730i,735Li,735i,740Li,740d,740i,745Li,745d,745i,750Li,750i,760Li,760i,H7	LEW/LWS (Steering angle sensor)	√	√	√	√		

7 Series_E65/E66/E68	730Ld,730Li,730d,730i,735Li,735i,740Li,740d,740i,745Li,745d,745i,750Li,750i,760Li,760i,H7		LM Lights Module	√	√	√	√	√	√
7 Series_E65/E66/E68	730Ld,730Li,730d,730i,735Li,735i,740Li,740d,740i,745Li,745d,745i,750Li,750i,760Li,760i,H7		LM Lights module 2	√	√	√	√	√	√
7 Series_E65/E66/E68	730Ld,730Li,730d,730i,735Li,735i,740Li,740d,740i,745Li,745d,745i,750Li,750i,760Li,760i,H7		LM2 Lights module 2	√	√	√	√	√	√
7 Series_E65/E66/E68	730Ld,730Li,730d,730i,735Li,735i,740Li,740d,740i,745Li,745d,745i,750Li,750i,760Li,760i,H7		LRA Automatic headlight vertical aim control	√	√	√			
7 Series_E65/E66/E68	730Ld,730Li,730d,730i,735Li,735i,740Li,740d,740i,745Li,745d,745i,750Li,750i,760Li,760i,H7		LRA Headlight vertical aim control	√	√	√	√	√	√
7 Series_E65/E66/E68	730Ld,730Li,730d,730i,735Li,735i,740Li,740d,740i,745Li,745d,745i,750Li,750i,760Li,760i,H7		LRR Long Range Radar	√	√	√			
7 Series_E65/E66/E68	730Ld,730Li,730d,730i,735Li,735i,740Li,740d,740i,745Li,745d,745i,750Li,750i,760Li,760i,H7		LSZ/LCM (Lights switching center)	√	√	√	√	√	√
7 Series_E65/E66/E68	730Ld,730Li,730d,730i,735Li,735i,740Li,740d,740i,745Li,745d,745i,750Li,750i,760Li,760i,H7		M-ASK-BO User interface	√	√	√	√	√	√
7 Series_E65/E66/E68	730Ld,730Li,730d,730i,735Li,735i,740Li,740d,740i,745Li,745d,745i,750Li,750i,760Li,760i,H7		M-ASK-GW Gateway	√	√	√	√	√	√
7 Series_E65/E66/E68	730Ld,730Li,730d,730i,735Li,735i,740Li,740d,740i,745Li,745d,745i,750Li,750i,760Li,760i,H7		M-ASK-NAV Navigation system	√	√	√	√	√	√
7 Series_E65/E66/E68	730Ld,730Li,730d,730i,735Li,735i,740Li,740d,740i,745Li,745d,745i,750Li,750i,760Li,760i,H7		MFL Multifunction steering wheel I	√	√	√	√		
7 Series_E65/E66/E68	730Ld,730Li,730d,730i,735Li,735i,740Li,740d,740i,745Li,745d,745i,750Li,750i,760Li,760i,H7		MID Multi Information Display	√	√	√			
7 Series_E65/E66/E68	730Ld,730Li,730d,730i,735Li,735i,740Li,740d,740i,745Li,745d,745i,750Li,750i,760Li,760i,H7		MPM Micro-power module	√	√	√	√	√	√
7 Series_E65/E66/E68	730Ld,730Li,730d,730i,735Li,735i,740Li,740d,740i,745Li,745d,745i,750Li,750i,760Li,760i,H7		MRS Multiple Restraint System	√	√	√	√		
7 Series_E65/E66/E68	730Ld,730Li,730d,730i,735Li,735i,740Li,740d,740i,745Li,745d,745i,750Li,750i,760Li,760i,H7		MRS/AirBag (Multiple Restraint System)	√	√	√			

7 Series_E65/E66/E68	730Ld,730Li,730d,730i,735Li,735i,740Li,740d,740i,745Li,745d,745i,750Li,750i,760Li,760i,H7		MRS/AirBag(Multiple Restraint System)	√	√	√			
7 Series_E65/E66/E68	730Ld,730Li,730d,730i,735Li,735i,740Li,740d,740i,745Li,745d,745i,750Li,750i,760Li,760i,H7		MRS/AirBag/SIM (Multiple Restraint System)	√	√	√	√	√	√
7 Series_E65/E66/E68	730Ld,730Li,730d,730i,735Li,735i,740Li,740d,740i,745Li,745d,745i,750Li,750i,760Li,760i,H7		NAV Navigation computer	√	√	√	√		
7 Series_E65/E66/E68	730Ld,730Li,730d,730i,735Li,735i,740Li,740d,740i,745Li,745d,745i,750Li,750i,760Li,760i,H7		NAV Navigation computer, Europe	√	√	√	√		
7 Series_E65/E66/E68	730Ld,730Li,730d,730i,735Li,735i,740Li,740d,740i,745Li,745d,745i,750Li,750i,760Li,760i,H7		NAV Navigation system	√	√	√	√	√	√
7 Series_E65/E66/E68	730Ld,730Li,730d,730i,735Li,735i,740Li,740d,740i,745Li,745d,745i,750Li,750i,760Li,760i,H7		NVE Night Vision Electronics	√	√	√	√	√	√
7 Series_E65/E66/E68	730Ld,730Li,730d,730i,735Li,735i,740Li,740d,740i,745Li,745d,745i,750Li,750i,760Li,760i,H7		NVK Night vision camera	√	√	√	√	√	√
7 Series_E65/E66/E68	730Ld,730Li,730d,730i,735Li,735i,740Li,740d,740i,745Li,745d,745i,750Li,750i,760Li,760i,H7		PDC Park Distance Control	√	√	√	√	√	√
7 Series_E65/E66/E68	730Ld,730Li,730d,730i,735Li,735i,740Li,740d,740i,745Li,745d,745i,750Li,750i,760Li,760i,H7		PM Power module	√	√	√	√	√	√
7 Series_E65/E66/E68	730Ld,730Li,730d,730i,735Li,735i,740Li,740d,740i,745Li,745d,745i,750Li,750i,760Li,760i,H7		QMVHL Lateral-moment distribution,rear axle	√	√	√	√	√	√
7 Series_E65/E66/E68	730Ld,730Li,730d,730i,735Li,735i,740Li,740d,740i,745Li,745d,745i,750Li,750i,760Li,760i,H7		RAD Radio	√	√	√	√	√	√
7 Series_E65/E66/E68	730Ld,730Li,730d,730i,735Li,735i,740Li,740d,740i,745Li,745d,745i,750Li,750i,760Li,760i,H7		RAD2-BO User interface	√	√	√	√	√	√
7 Series_E65/E66/E68	730Ld,730Li,730d,730i,735Li,735i,740Li,740d,740i,745Li,745d,745i,750Li,750i,760Li,760i,H7		RAD2-GW Gateway	√	√	√	√		
7 Series_E65/E66/E68	730Ld,730Li,730d,730i,735Li,735i,740Li,740d,740i,745Li,745d,745i,750Li,750i,760Li,760i,H7		RAD2-GW Gateway	√	√	√	√	√	√
7 Series_E65/E66/E68	730Ld,730Li,730d,730i,735Li,735i,740Li,740d,740i,745Li,745d,745i,750Li,750i,760Li,760i,H7		RDC Tire pressure control	√	√	√	√		

7 Series_E65/E66/E68	730Ld,730Li,730d,730i,735Li,735i,740Li,740d,740i,745Li,745d,745i,750Li,750i,760Li,760i,H7		RDC/RDW Tyre pressure check	√	√	√	√		
7 Series_E65/E66/E68	730Ld,730Li,730d,730i,735Li,735i,740Li,740d,740i,745Li,745d,745i,750Li,750i,760Li,760i,H7		RFK Reversing camera	√	√	√	√	√	√
7 Series_E65/E66/E68	730Ld,730Li,730d,730i,735Li,735i,740Li,740d,740i,745Li,745d,745i,750Li,750i,760Li,760i,H7		RLS Rain/Light Sensor	√	√	√	√		
7 Series_E65/E66/E68	730Ld,730Li,730d,730i,735Li,735i,740Li,740d,740i,745Li,745d,745i,750Li,750i,760Li,760i,H7		RLS/AIC (Rain/Light Sensor/Automatic interval Control)	√	√	√	√		
7 Series_E65/E66/E68	730Ld,730Li,730d,730i,735Li,735i,740Li,740d,740i,745Li,745d,745i,750Li,750i,760Li,760i,H7		RLSS Rain/light solar sensor	√	√	√	√	√	√
7 Series_E65/E66/E68	730Ld,730Li,730d,730i,735Li,735i,740Li,740d,740i,745Li,745d,745i,750Li,750i,760Li,760i,H7		RLSS Solar Rain/Light Sensor	√	√	√	√	√	√
7 Series_E65/E66/E68	730Ld,730Li,730d,730i,735Li,735i,740Li,740d,740i,745Li,745d,745i,750Li,750i,760Li,760i,H7		RSE Rear Seat Entertainment	√	√	√	√	√	√
7 Series_E65/E66/E68	730Ld,730Li,730d,730i,735Li,735i,740Li,740d,740i,745Li,745d,745i,750Li,750i,760Li,760i,H7		RSE Rear seat entertainment	√	√	√	√	√	√
7 Series_E65/E66/E68	730Ld,730Li,730d,730i,735Li,735i,740Li,740d,740i,745Li,745d,745i,750Li,750i,760Li,760i,H7		SASL Satellite,A-pillar,left	√	√	√	√		
7 Series_E65/E66/E68	730Ld,730Li,730d,730i,735Li,735i,740Li,740d,740i,745Li,745d,745i,750Li,750i,760Li,760i,H7		SASR Satellite,A-pillar,right	√	√	√	√		
7 Series_E65/E66/E68	730Ld,730Li,730d,730i,735Li,735i,740Li,740d,740i,745Li,745d,745i,750Li,750i,760Li,760i,H7		SBSL Satellite,B-pillar,left	√	√	√	√		
7 Series_E65/E66/E68	730Ld,730Li,730d,730i,735Li,735i,740Li,740d,740i,745Li,745d,745i,750Li,750i,760Li,760i,H7		SBSR Satellite,B-pillar,right	√	√	√	√		
7 Series_E65/E66/E68	730Ld,730Li,730d,730i,735Li,735i,740Li,740d,740i,745Li,745d,745i,750Li,750i,760Li,760i,H7		SBSR Satellite,B-pillar,right	√	√	√	√	√	√
7 Series_E65/E66/E68	730Ld,730Li,730d,730i,735Li,735i,740Li,740d,740i,745Li,745d,745i,750Li,750i,760Li,760i,H7		SDARS Satellite tuner (US)	√	√	√	√	√	√
7 Series_E65/E66/E68	730Ld,730Li,730d,730i,735Li,735i,740Li,740d,740i,745Li,745d,745i,750Li,750i,760Li,760i,H7		SEC1 Supplementary control unit 1	√	√	√			

7 Series_E65/E66/E68	730Ld,730Li,730d,730i,735Li,735i,740Li,740d,740i,745Li,745d,745i,750Li,750i,760Li,760i,H7		SEC2 Supplementary control unit 2	√	√	√			
7 Series_E65/E66/E68	730Ld,730Li,730d,730i,735Li,735i,740Li,740d,740i,745Li,745d,745i,750Li,750i,760Li,760i,H7		SFZ Satellite vehicle center	√	√	√	√		
7 Series_E65/E66/E68	730Ld,730Li,730d,730i,735Li,735i,740Li,740d,740i,745Li,745d,745i,750Li,750i,760Li,760i,H7		SG-FD Control unit,rear-compartment display	√	√	√	√		
7 Series_E65/E66/E68	730Ld,730Li,730d,730i,735Li,735i,740Li,740d,740i,745Li,745d,745i,750Li,750i,760Li,760i,H7		SG-FD-GW Control unit,rear-compartment display(gateway)	√	√	√	√	√	√
7 Series_E65/E66/E68	730Ld,730Li,730d,730i,735Li,735i,740Li,740d,740i,745Li,745d,745i,750Li,750i,760Li,760i,H7		SGM-SIM Safety and Gateway Module(SIM)	√	√	√	√	√	√
7 Series_E65/E66/E68	730Ld,730Li,730d,730i,735Li,735i,740Li,740d,740i,745Li,745d,745i,750Li,750i,760Li,760i,H7		SGM-ZGM Safety and Gateway Module(ZGM)	√	√	√			
7 Series_E65/E66/E68	730Ld,730Li,730d,730i,735Li,735i,740Li,740d,740i,745Li,745d,745i,750Li,750i,760Li,760i,H7		SHD Slide/tilt sunroof 2	√	√	√	√	√	√
7 Series_E65/E66/E68	730Ld,730Li,730d,730i,735Li,735i,740Li,740d,740i,745Li,745d,745i,750Li,750i,760Li,760i,H7		SHD Sliding/tilting sunroof	√	√	√	√	√	√
7 Series_E65/E66/E68	730Ld,730Li,730d,730i,735Li,735i,740Li,740d,740i,745Li,745d,745i,750Li,750i,760Li,760i,H7		SHD Sliding/tilting sunroof module	√	√	√	√	√	√
7 Series_E65/E66/E68	730Ld,730Li,730d,730i,735Li,735i,740Li,740d,740i,745Li,745d,745i,750Li,750i,760Li,760i,H7		SHD Sliding/titing sunroof	√	√	√			
7 Series_E65/E66/E68	730Ld,730Li,730d,730i,735Li,735i,740Li,740d,740i,745Li,745d,745i,750Li,750i,760Li,760i,H7		SHZH Independent/auxiliary heater	√	√	√	√	√	√
7 Series_E65/E66/E68	730Ld,730Li,730d,730i,735Li,735i,740Li,740d,740i,745Li,745d,745i,750Li,750i,760Li,760i,H7		SIM Safety and information module	√	√	√	√	√	√
7 Series_E65/E66/E68	730Ld,730Li,730d,730i,735Li,735i,740Li,740d,740i,745Li,745d,745i,750Li,750i,760Li,760i,H7		SINE Siren and tilt sensor	√	√	√	√		
7 Series_E65/E66/E68	730Ld,730Li,730d,730i,735Li,735i,740Li,740d,740i,745Li,745d,745i,750Li,750i,760Li,760i,H7		SINE Siren with tilt sensor	√	√	√	√	√	√
7 Series_E65/E66/E68	730Ld,730Li,730d,730i,735Li,735i,740Li,740d,740i,745Li,745d,745i,750Li,750i,760Li,760i,H7		SMBF Seat module,passenger	√	√	√	√	√	√

7 Series_E65/E66/E68	730Ld,730Li,730d,730i,735Li,735i,740Li,740d,740i,745Li,745d,745i,750Li,750i,760Li,760i,H7		SMBFH Seat module,passenger'sside,rear	√	√	√	√	√	√
7 Series_E65/E66/E68	730Ld,730Li,730d,730i,735Li,735i,740Li,740d,740i,745Li,745d,745i,750Li,750i,760Li,760i,H7		SMF/SM/SLM (Seat memory,driver)	√	√	√	√	√	√
7 Series_E65/E66/E68	730Ld,730Li,730d,730i,735Li,735i,740Li,740d,740i,745Li,745d,745i,750Li,750i,760Li,760i,H7		SMFA Seat module,driver	√	√	√	√	√	√
7 Series_E65/E66/E68	730Ld,730Li,730d,730i,735Li,735i,740Li,740d,740i,745Li,745d,745i,750Li,750i,760Li,760i,H7		SMFAH Seat module,driver'sside,rear	√	√	√	√	√	√
7 Series_E65/E66/E68	730Ld,730Li,730d,730i,735Li,735i,740Li,740d,740i,745Li,745d,745i,750Li,750i,760Li,760i,H7		SPMBT Mirror memory,passenger	√	√	√	√	√	√
7 Series_E65/E66/E68	730Ld,730Li,730d,730i,735Li,735i,740Li,740d,740i,745Li,745d,745i,750Li,750i,760Li,760i,H7		SPMFT Mirror memory,driver	√	√	√	√	√	√
7 Series_E65/E66/E68	730Ld,730Li,730d,730i,735Li,735i,740Li,740d,740i,745Li,745d,745i,750Li,750i,760Li,760i,H7		SSBF Satellite,seat,passenger	√	√	√	√		
7 Series_E65/E66/E68	730Ld,730Li,730d,730i,735Li,735i,740Li,740d,740i,745Li,745d,745i,750Li,750i,760Li,760i,H7		SSFA Satellite,seat,driver	√	√	√	√		
7 Series_E65/E66/E68	730Ld,730Li,730d,730i,735Li,735i,740Li,740d,740i,745Li,745d,745i,750Li,750i,760Li,760i,H7		SSH Satellite,seat,rear	√	√	√	√	√	√
7 Series_E65/E66/E68	730Ld,730Li,730d,730i,735Li,735i,740Li,740d,740i,745Li,745d,745i,750Li,750i,760Li,760i,H7		STH park heating						
7 Series_E65/E66/E68	730Ld,730Li,730d,730i,735Li,735i,740Li,740d,740i,745Li,745d,745i,750Li,750i,760Li,760i,H7		STVL Satellite,door,front left	√	√	√	√		
7 Series_E65/E66/E68	730Ld,730Li,730d,730i,735Li,735i,740Li,740d,740i,745Li,745d,745i,750Li,750i,760Li,760i,H7		STVR Satellite,door,front right	√	√	√	√		
7 Series_E65/E66/E68	730Ld,730Li,730d,730i,735Li,735i,740Li,740d,740i,745Li,745d,745i,750Li,750i,760Li,760i,H7		SVS Language processing system	√	√	√	√		
7 Series_E65/E66/E68	730Ld,730Li,730d,730i,735Li,735i,740Li,740d,740i,745Li,745d,745i,750Li,750i,760Li,760i,H7		SVT Servotronic						
7 Series_E65/E66/E68	730Ld,730Li,730d,730i,735Li,735i,740Li,740d,740i,745Li,745d,745i,750Li,750i,760Li,760i,H7		SZL Switch center,steering column	√	√	√	√	√	√

7 Series_E65/E66/E68	730Ld,730Li,730d,730i,735Li,735i,740Li,740d,740i,745Li,745d,745i,750Li,750i,760Li,760i,H7		SZM Switching center,center console	√	√	√	√	√	√
7 Series_E65/E66/E68	730Ld,730Li,730d,730i,735Li,735i,740Li,740d,740i,745Li,745d,745i,750Li,750i,760Li,760i,H7		Short test	√	√	√			
7 Series_E65/E66/E68	730Ld,730Li,730d,730i,735Li,735i,740Li,740d,740i,745Li,745d,745i,750Li,750i,760Li,760i,H7		TCU Telematic Control Unit	√	√	√	√	√	√
7 Series_E65/E66/E68	730Ld,730Li,730d,730i,735Li,735i,740Li,740d,740i,745Li,745d,745i,750Li,750i,760Li,760i,H7		TEL Telephone	√	√	√	√		
7 Series_E65/E66/E68	730Ld,730Li,730d,730i,735Li,735i,740Li,740d,740i,745Li,745d,745i,750Li,750i,760Li,760i,H7		TMBF Door module,front passenger	√	√	√	√	√	√
7 Series_E65/E66/E68	730Ld,730Li,730d,730i,735Li,735i,740Li,740d,740i,745Li,745d,745i,750Li,750i,760Li,760i,H7		TMBFH Door module,passenger'sside,rear	√	√	√	√		
7 Series_E65/E66/E68	730Ld,730Li,730d,730i,735Li,735i,740Li,740d,740i,745Li,745d,745i,750Li,750i,760Li,760i,H7		TMBFT Door module,passenger door	√	√	√	√		
7 Series_E65/E66/E68	730Ld,730Li,730d,730i,735Li,735i,740Li,740d,740i,745Li,745d,745i,750Li,750i,760Li,760i,H7		TMFA Door module,driver	√	√	√	√	√	√
7 Series_E65/E66/E68	730Ld,730Li,730d,730i,735Li,735i,740Li,740d,740i,745Li,745d,745i,750Li,750i,760Li,760i,H7		TMFAH Door module,driver'sside,rear	√	√	√	√		
7 Series_E65/E66/E68	730Ld,730Li,730d,730i,735Li,735i,740Li,740d,740i,745Li,745d,745i,750Li,750i,760Li,760i,H7		TMFAT Door module,driver's door	√	√	√	√		
7 Series_E65/E66/E68	730Ld,730Li,730d,730i,735Li,735i,740Li,740d,740i,745Li,745d,745i,750Li,750i,760Li,760i,H7		TRSVC All round view camera	√	√	√	√	√	√
7 Series_E65/E66/E68	730Ld,730Li,730d,730i,735Li,735i,740Li,740d,740i,745Li,745d,745i,750Li,750i,760Li,760i,H7		ULF Universal charging and hands-free facility	√	√	√	√	√	√
7 Series_E65/E66/E68	730Ld,730Li,730d,730i,735Li,735i,740Li,740d,740i,745Li,745d,745i,750Li,750i,760Li,760i,H7		ULF-SBX-H Interface box High	√	√	√	√	√	√
7 Series_E65/E66/E68	730Ld,730Li,730d,730i,735Li,735i,740Li,740d,740i,745Li,745d,745i,750Li,750i,760Li,760i,H7		VDM Vertical Dynamics Management	√	√	√	√	√	√
7 Series_E65/E66/E68	730Ld,730Li,730d,730i,735Li,735i,740Li,740d,740i,745Li,745d,745i,750Li,750i,760Li,760i,H7		VID Video module	√	√	√			

7 Series_E65/E66/E68	730Ld,730Li,730d,730i,735Li,735i,740Li,740d,740i,745Li,745d,745i,750Li,750i,760Li,760i,H7		VM Video Module	√	√	√	√	√	√
7 Series_E65/E66/E68	730Ld,730Li,730d,730i,735Li,735i,740Li,740d,740i,745Li,745d,745i,750Li,750i,760Li,760i,H7		VSW Video switch	√	√	√	√	√	√
7 Series_E65/E66/E68	730Ld,730Li,730d,730i,735Li,735i,740Li,740d,740i,745Li,745d,745i,750Li,750i,760Li,760i,H7		VTC Valvetronic	√	√	√			
7 Series_E65/E66/E68	730Ld,730Li,730d,730i,735Li,735i,740Li,740d,740i,745Li,745d,745i,750Li,750i,760Li,760i,H7		VTC2 Valvetronic 2	√	√	√			
7 Series_E65/E66/E68	730Ld,730Li,730d,730i,735Li,735i,740Li,740d,740i,745Li,745d,745i,750Li,750i,760Li,760i,H7		VTG Transfer case	√	√	√	√	√	√
7 Series_E65/E66/E68	730Ld,730Li,730d,730i,735Li,735i,740Li,740d,740i,745Li,745d,745i,750Li,750i,760Li,760i,H7		WIM Wiper module	√	√	√	√	√	√
7 Series_E65/E66/E68	730Ld,730Li,730d,730i,735Li,735i,740Li,740d,740i,745Li,745d,745i,750Li,750i,760Li,760i,H7		ZGM Central Gateway Module	√	√	√	√	√	√
7 Series_E65/E66/E68	730Ld,730Li,730d,730i,735Li,735i,740Li,740d,740i,745Li,745d,745i,750Li,750i,760Li,760i,H7		ZKE Central body electronics BC 1	√	√	√	√	√	√
7 Series_E65/E66/E68	730Ld,730Li,730d,730i,735Li,735i,740Li,740d,740i,745Li,745d,745i,750Li,750i,760Li,760i,H7		ZKE/GM (Central body electronics/GM base module)	√	√	√	√	√	√
7 Series_F01/F02/F04	Any	Any	ABS/ASC/DSC (Dynamic Stability Control)	√	√	√	√	√	√
7 Series_F01/F02/F04	Any	Any	ACC Active cruise control	√	√	√	√	√	√
7 Series_F01/F02/F04	Any	Any	ACC/ACC2 Active Cruise Control	√	√	√			
7 Series_F01/F02/F04	Any	Any	ACSM Crash Safety Module	√	√	√	√	√	√
7 Series_F01/F02/F04	Any	Any	ACSM/MRS Crash Safety Module	√	√	√	√		
7 Series_F01/F02/F04	Any	Any	AHL Adaptive directional headlights	√	√	√	√	√	√
7 Series_F01/F02/F04	Any	Any	AHM Trailer module	√	√	√	√	√	√
7 Series_F01/F02/F04	Any	Any	AL active front steering (AFS70)	√	√	√	√		
7 Series_F01/F02/F04	Any	Any	AL active steering	√	√	√	√	√	√
7 Series_F01/F02/F04	Any	Any	ALBBF Active backrest width,front passenger	√	√	√	√		
7 Series_F01/F02/F04	Any	Any	ALBFA Active backrest width,driver	√	√	√	√		
7 Series_F01/F02/F04	Any	Any	AMP Amplifier	√	√	√	√	√	√
7 Series_F01/F02/F04	Any	Any	AMPH Hi-Fi amplifier	√	√	√	√	√	√
7 Series_F01/F02/F04	Any	Any	AMPT Top Hi-Fi amplifier	√	√	√	√	√	√
7 Series_F01/F02/F04	Any	Any	ANT Antenna/antenna tuner	√	√	√	√	√	√
7 Series_F01/F02/F04	Any	Any	ARS Dynamic Drive	√	√	√	√	√	√
7 Series_F01/F02/F04	Any	Any	ARS Dynamic Drive 2	√	√	√	√	√	√



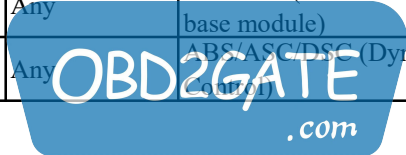
7 Series_F01/F02/F04	Any	Any	ASK Audio system controller	√	√	√	√	√	√
7 Series_F01/F02/F04	Any	Any	BM On-board monitor						
7 Series_F01/F02/F04	Any	Any	BM/MIR (On-board monitor/Multi-Information Radio)	√	√	√	√	√	√
7 Series_F01/F02/F04	Any	Any	BZM Control center, center console	√	√	√	√	√	√
7 Series_F01/F02/F04	Any	Any	CA Comfort Access	√	√	√	√	√	√
7 Series_F01/F02/F04	Any	Any	CAN / byteflight	√	√	√			
7 Series_F01/F02/F04	Any	Any	CAN communication analysis	√	√	√			
7 Series_F01/F02/F04	Any	Any	CAS Car Access System	√	√	√	√	√	√
7 Series_F01/F02/F04	Any	Any	CCC-A Applications	√	√	√	√	√	√
7 Series_F01/F02/F04	Any	Any	CCC-ANT Aerial tuner	√	√	√	√	√	√
7 Series_F01/F02/F04	Any	Any	CCC-ASK Audio system controller	√	√	√	√	√	√
7 Series_F01/F02/F04	Any	Any	CCC-GW Gateway	√	√	√	√	√	√
7 Series_F01/F02/F04	Any	Any	CD Control Display	√	√	√	√		
7 Series_F01/F02/F04	Any	Any	CD-GW Control Display(Gateway)	√	√	√	√	√	√
7 Series_F01/F02/F04	Any	Any	CDC CD Changer	√	√	√	√	√	√
7 Series_F01/F02/F04	Any	Any	CEM Clean Energy Module	√	√	√	√		
7 Series_F01/F02/F04	Any	Any	CHAMP-BO User interface X	√	√	√	√		
7 Series_F01/F02/F04	Any	Any	CHAMP-GW Gateway X	√	√	√	√		
7 Series_F01/F02/F04	Any	Any	CIC User interface	√	√	√	√	√	√
7 Series_F01/F02/F04	Any	Any	CIC-GW Gateway	√	√	√	√	√	√
7 Series_F01/F02/F04	Any	Any	CIC/CHAMP Car headunit column	√	√	√	√	√	√
7 Series_F01/F02/F04	Any	Any	CID Central Information Display	√	√	√	√	√	√
7 Series_F01/F02/F04	Any	Any	CIM Chassis integration Module	√	√	√	√	√	√
7 Series_F01/F02/F04	Any	Any	CON Controller	√	√	√	√	√	√
7 Series_F01/F02/F04	Any	Any	CVM Convertible top module	√	√	√	√	√	√
7 Series_F01/F02/F04	Any	Any	DAB Digital tuner	√	√	√	√	√	√
7 Series_F01/F02/F04	Any	Any	DDE Diesel Electronics	√	√	√	√	√	√
7 Series_F01/F02/F04	Any	Any	DME Digital Engine/Gearbox Electronics 2	√	√	√	√	√	√
7 Series_F01/F02/F04	Any	Any	DME Digital Motor Electronics	√	√	√	√	√	√
7 Series_F01/F02/F04	Any	Any	DME Motor Electronics	√	√	√	√	√	√
7 Series_F01/F02/F04	Any	Any	DME/DDE (Motor/Diesel Electronics)	√	√	√	√	√	√
7 Series_F01/F02/F04	Any	Any	DME/DDE Motor Electronics	√	√	√	√	√	√
7 Series_F01/F02/F04	Any	Any	DME2/DME2 Digital motor electronics 2	√	√	√	√	√	√
7 Series_F01/F02/F04	Any	Any	DSC Dynamic Stability Control	√	√	√	√	√	√
7 Series_F01/F02/F04	Any	Any	DSC(Bosch)Dynamic Stability Control	√	√	√	√	√	√
7 Series_F01/F02/F04	Any	Any	DSP Digital Sound Processor						
7 Series_F01/F02/F04	Any	Any	DVD CD Changer	√	√	√	√		
7 Series_F01/F02/F04	Any	Any	DVD-C DVD changer	√	√	√	√	√	√
7 Series_F01/F02/F04	Any	Any	DVDC DVD Changer	√	√	√	√	√	√
7 Series_F01/F02/F04	Any	Any	DWA antitheft alarm system	√	√	√	√	√	√
7 Series_F01/F02/F04	Any	Any	EDC Damper Control	√	√	√	√	√	√
7 Series_F01/F02/F04	Any	Any	EDC Electronic Damper Control	√	√	√	√	√	√
7 Series_F01/F02/F04	Any	Any	EDC Hydraulic Damper satellite, rear left	√	√	√	√	√	√

7 Series_F01/F02/F04	Any	Any	EDCSHR Damper satellite, rear right	√	√	√	√	√	√
7 Series_F01/F02/F04	Any	Any	EDCSVL Damper satellite, front left	√	√	√	√	√	√
7 Series_F01/F02/F04	Any	Any	EDCSVR Damper satellite, front right	√	√	√	√	√	√
7 Series_F01/F02/F04	Any	Any	EGS 6HPTU transmission control	√	√	√	√	√	√
7 Series_F01/F02/F04	Any	Any	EGS transmission management	√	√	√	√	√	√
7 Series_F01/F02/F04	Any	Any	EHC Electronic Height Control	√	√	√	√	√	√
7 Series_F01/F02/F04	Any	Any	EHC Electronic Ride-Height Control	√	√	√	√	√	√
7 Series_F01/F02/F04	Any	Any	EHC Ride level(Height) Control	√	√	√	√	√	√
7 Series_F01/F02/F04	Any	Any	EHC/EHC2 (Electronic ride-level control)	√	√	√	√	√	√
7 Series_F01/F02/F04	Any	Any	EHPS Electro-hydraulic steering assistance	√	√	√	√	√	√
7 Series_F01/F02/F04	Any	Any	EKP Fuel pump	√	√	√	√	√	√
7 Series_F01/F02/F04	Any	Any	EKPS Fuel pump	√	√	√	√	√	√
7 Series_F01/F02/F04	Any	Any	EKPS Fuel-pump control	√	√	√	√	√	√
7 Series_F01/F02/F04	Any	Any	EMF Parking brake	√	√	√	√	√	√
7 Series_F01/F02/F04	Any	Any	EML Electronic engine-power control	√	√	√			
7 Series_F01/F02/F04	Any	Any	EPS Electronic Power Steering	√	√	√	√	√	√
7 Series_F01/F02/F04	Any	Any	EWS Electronic immobilizer	√	√	√	√		
7 Series_F01/F02/F04	Any	Any	EWS Vehicle immobilizer	√	√	√	√		
7 Series_F01/F02/F04	Any	Any	FBI Flexible Bus Interface	√	√	√	√		
7 Series_F01/F02/F04	Any	Any	FBZM Rear compartment,controlcenter,center console	√	√	√	√	√	√
7 Series_F01/F02/F04	Any	Any	FCON Rear compartment controller	√	√	√	√	√	√
7 Series_F01/F02/F04	Any	Any	FD Rear-cabin display	√	√	√	√		
7 Series_F01/F02/F04	Any	Any	FD Rear-compartment display	√	√	√	√	√	√
7 Series_F01/F02/F04	Any	Any	FD2 Rear-compartment display2	√	√	√	√	√	√
7 Series_F01/F02/F04	Any	Any	FID Read-compartment information display	√	√	√			
7 Series_F01/F02/F04	Any	Any	FKA Rear heater/air conditioning	√	√	√	√	√	√
7 Series_F01/F02/F04	Any	Any	FKA Rear-cabin automatic A/C	√	√	√	√	√	√
7 Series_F01/F02/F04	Any	Any	FKA Rear-compartment air conditioning	√	√	√	√	√	√
7 Series_F01/F02/F04	Any	Any	FLA High Beam Assist	√	√	√	√	√	√
7 Series_F01/F02/F04	Any	Any	FRM Footwell module	√	√	√	√	√	√
7 Series_F01/F02/F04	Any	Any	FRM/FRM2 Footwell module	√	√	√	√	√	√
7 Series_F01/F02/F04	Any	Any	FRM2 Footwell module 2	√	√	√	√	√	√
7 Series_F01/F02/F04	Any	Any	FZD Function centre,roof	√	√	√	√	√	√
7 Series_F01/F02/F04	Any	Any	GR Cruise control	√	√	√			
7 Series_F01/F02/F04	Any	Any	GWS Gear selector switch	√	√	√	√	√	√
7 Series_F01/F02/F04	Any	Any	HKL Rear-lid lift	√	√	√	√	√	√
7 Series_F01/F02/F04	Any	Any	HKL Rear-lid module X	√	√	√	√		
7 Series_F01/F02/F04	Any	Any	ICM Integrated Chassis Management	√	√	√	√	√	√
7 Series_F01/F02/F04	Any	Any	ICM Integronic Power Steering	√	√	√	√	√	√
7 Series_F01/F02/F04	Any	Any	FKA Rear-cabin automatic A/C control	√	√	√	√	√	√

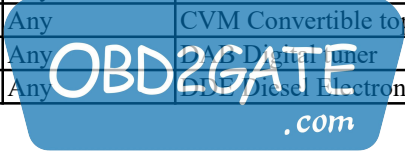
7 Series_F01/F02/F04	Any	Any	IHKA Integrated automatic heating/air conditioning	√	√	√	√	√	√
7 Series_F01/F02/F04	Any	Any	IHKA Integrated heating /air conditioning	√	√	√	√	√	√
7 Series_F01/F02/F04	Any	Any	IHKA/IHKR Integrated heating/air conditioning	√	√	√	√	√	√
7 Series_F01/F02/F04	Any	Any	IHKS Integrated heating/air-conditioning control	√	√	√	√	√	√
7 Series_F01/F02/F04	Any	Any	IHS Heater control	√	√	√	√	√	√
7 Series_F01/F02/F04	Any	Any	INSTR Instrumint cluster	√	√	√	√	√	√
7 Series_F01/F02/F04	Any	Any	JBE Junction-box electronics	√	√	√	√	√	√
7 Series_F01/F02/F04	Any	Any	JBE2 Junction Box electronics 2	√	√	√	√	√	√
7 Series_F01/F02/F04	Any	Any	JNAV Navigation system,Japan	√	√	√	√	√	√
7 Series_F01/F02/F04	Any	Any	KBM Body basic module	√	√	√	√	√	√
7 Series_F01/F02/F04	Any	Any	KGM Body Gateway Module	√	√	√	√	√	√
7 Series_F01/F02/F04	Any	Any	KHI Headphones interface	√	√	√	√	√	√
7 Series_F01/F02/F04	Any	Any	KNAV Navigation system,Korea	√	√	√	√	√	√
7 Series_F01/F02/F04	Any	Any	KOM Instrument cluster	√	√	√	√	√	√
7 Series_F01/F02/F04	Any	Any	KOM/IKI/IKI/INSTR(Instrument cluster)	√	√	√	√	√	√
7 Series_F01/F02/F04	Any	Any	KOMBI2 additional Instruments						
7 Series_F01/F02/F04	Any	Any	LEW Steering-angle sensor	√	√	√	√		
7 Series_F01/F02/F04	Any	Any	LEW/LWS (Steering angle sensor)	√	√	√	√		
7 Series_F01/F02/F04	Any	Any	LM Lights Module	√	√	√	√	√	√
7 Series_F01/F02/F04	Any	Any	LM Lights module 2	√	√	√	√	√	√
7 Series_F01/F02/F04	Any	Any	LM2 Lights module 2	√	√	√	√	√	√
7 Series_F01/F02/F04	Any	Any	LRA Automatic headlight vertical aim control	√	√	√			
7 Series_F01/F02/F04	Any	Any	LRA Headlight vertical aim control	√	√	√	√	√	√
7 Series_F01/F02/F04	Any	Any	LRR Long Range Radar	√	√	√			
7 Series_F01/F02/F04	Any	Any	LSZ/LCM (Lights switching center)	√	√	√	√	√	√
7 Series_F01/F02/F04	Any	Any	M-ASK-BO User interface	√	√	√	√	√	√
7 Series_F01/F02/F04	Any	Any	M-ASK-GW Gateway	√	√	√	√	√	√
7 Series_F01/F02/F04	Any	Any	M-ASK-NAV Navigation system	√	√	√	√	√	√
7 Series_F01/F02/F04	Any	Any	MFL Multifunction steering wheel I	√	√	√	√		
7 Series_F01/F02/F04	Any	Any	MID Multi Information Display	√	√	√			
7 Series_F01/F02/F04	Any	Any	MPM Micro-power module	√	√	√	√	√	√
7 Series_F01/F02/F04	Any	Any	MRS Multiple Restraint System	√	√	√	√		
7 Series_F01/F02/F04	Any	Any	MRS/AirBag (Multiple Restraint System)	√	√	√			
7 Series_F01/F02/F04	Any	Any	MRS/AirBag(Multiple Restraint System)	√	√	√			
7 Series_F01/F02/F04	Any	Any	MRS/AirBag/SIM (Multiple Restraint System)	√	√	√	√	√	√
7 Series_F01/F02/F04	Any	Any	NAV Navigation computer	√	√	√	√		
7 Series_F01/F02/F04	Any	Any	NAV Navigation computer, Europe	√	√	√	√		
7 Series_F01/F02/F04	Any	Any	NAV Navigation system	√	√	√	√	√	√
7 Series_F01/F02/F04	Any	Any	NVE Night Vision Electronics	√	√	√	√	√	√
7 Series_F01/F02/F04	Any	Any	NVE Night vision camera	√	√	√	√	√	√

7 Series_F01/F02/F04	Any	Any	PDC Park Distance Control	√	√	√	√	√	√
7 Series_F01/F02/F04	Any	Any	PM Power module	√	√	√	√	√	√
7 Series_F01/F02/F04	Any	Any	QMVHL Lateral-moment distribution,rear axle	√	√	√	√	√	√
7 Series_F01/F02/F04	Any	Any	RAD Radio	√	√	√	√	√	√
7 Series_F01/F02/F04	Any	Any	RAD2-BO User interface	√	√	√	√	√	√
7 Series_F01/F02/F04	Any	Any	RAD2-GW Gateway	√	√	√	√		
7 Series_F01/F02/F04	Any	Any	RAD2-GW Gateway	√	√	√	√	√	√
7 Series_F01/F02/F04	Any	Any	RDC Tire pressure control	√	√	√	√		
7 Series_F01/F02/F04	Any	Any	RDC/RDW Tyre pressure check	√	√	√	√		
7 Series_F01/F02/F04	Any	Any	RFK Reversing camera	√	√	√	√	√	√
7 Series_F01/F02/F04	Any	Any	RLS Rain/Light Sensor	√	√	√	√		
7 Series_F01/F02/F04	Any	Any	RLS/AIC (Rain/Light Sensor/Automatic interval Control)	√	√	√	√		
7 Series_F01/F02/F04	Any	Any	RLSS Rain/light solar sensor	√	√	√	√	√	√
7 Series_F01/F02/F04	Any	Any	RLSS Solar Rain/Light Sensor	√	√	√	√	√	√
7 Series_F01/F02/F04	Any	Any	RSE Rear Seat Entertainment	√	√	√	√	√	√
7 Series_F01/F02/F04	Any	Any	RSE Rear seat entertainment	√	√	√	√	√	√
7 Series_F01/F02/F04	Any	Any	SASL Satellite,A-pillar,left	√	√	√	√		
7 Series_F01/F02/F04	Any	Any	SASR Satellite,A-pillar,right	√	√	√	√		
7 Series_F01/F02/F04	Any	Any	SBSL Satellite,B-pillar,left	√	√	√	√		
7 Series_F01/F02/F04	Any	Any	SBSR Satellite,B-pillar,right	√	√	√	√		
7 Series_F01/F02/F04	Any	Any	SBSR Satellite,B-pillar,right	√	√	√	√	√	√
7 Series_F01/F02/F04	Any	Any	SDARS Satellite tuner (US)	√	√	√	√	√	√
7 Series_F01/F02/F04	Any	Any	SEC1 Supplementary control unit 1	√	√	√			
7 Series_F01/F02/F04	Any	Any	SEC2 Supplementary control unit 2	√	√	√			
7 Series_F01/F02/F04	Any	Any	SFZ Satellite vehicle center	√	√	√	√		
7 Series_F01/F02/F04	Any	Any	SG-FD Control unit,rear-compartment display	√	√	√	√		
7 Series_F01/F02/F04	Any	Any	SG-FD-GW Control unit,rear-compartment display(gateway)	√	√	√	√	√	√
7 Series_F01/F02/F04	Any	Any	SGM-SIM Safety and Gateway Module(SIM)	√	√	√	√	√	√
7 Series_F01/F02/F04	Any	Any	SGM-ZGM Safety and Gateway Module(ZGM)	√	√	√			
7 Series_F01/F02/F04	Any	Any	SHD Slide/tilt sunroof 2	√	√	√	√	√	√
7 Series_F01/F02/F04	Any	Any	SHD Sliding/tilting sunroof	√	√	√	√	√	√
7 Series_F01/F02/F04	Any	Any	SHD Sliding/tilting sunroof module	√	√	√	√	√	√
7 Series_F01/F02/F04	Any	Any	SHD Sliding/tilting sunroof	√	√	√			
7 Series_F01/F02/F04	Any	Any	SHZH Independent/auxiliary heater	√	√	√	√	√	√
7 Series_F01/F02/F04	Any	Any	SIM Safety and information module	√	√	√	√	√	√
7 Series_F01/F02/F04	Any	Any	SINE Siren and tilt sensor	√	√	√	√		
7 Series_F01/F02/F04	Any	Any	SINE Siren with tilt sensor	√	√	√	√	√	√
7 Series_F01/F02/F04	Any	Any	SMPF Seat module,passenger	√	√	√	√	√	√

7 Series_F01/F02/F04	Any	Any	SMBFH Seat module,passenger'sside,rear	√	√	√	√	√	√
7 Series_F01/F02/F04	Any	Any	SMF/SM/SLM (Seat memory,driver)	√	√	√	√	√	√
7 Series_F01/F02/F04	Any	Any	SMFA Seat module,driver	√	√	√	√	√	√
7 Series_F01/F02/F04	Any	Any	SMFAH Seat module,driver'sside,rear	√	√	√	√	√	√
7 Series_F01/F02/F04	Any	Any	SPMBT Mirror memory,passenger	√	√	√	√	√	√
7 Series_F01/F02/F04	Any	Any	SPMFT Mirror memory,driver	√	√	√	√	√	√
7 Series_F01/F02/F04	Any	Any	SSBF Satellite,seat,passenger	√	√	√	√		
7 Series_F01/F02/F04	Any	Any	SSFA Satellite,seat,driver	√	√	√	√		
7 Series_F01/F02/F04	Any	Any	SSH Satellite,seat,rear	√	√	√	√	√	√
7 Series_F01/F02/F04	Any	Any	STH park heating						
7 Series_F01/F02/F04	Any	Any	STVL Satellite,door,front left	√	√	√	√		
7 Series_F01/F02/F04	Any	Any	STVR Satellite,door,front right	√	√	√	√		
7 Series_F01/F02/F04	Any	Any	SVS Language processing system	√	√	√	√		
7 Series_F01/F02/F04	Any	Any	SVT Servotronic						
7 Series_F01/F02/F04	Any	Any	SZL Switch center,steering column	√	√	√	√	√	√
7 Series_F01/F02/F04	Any	Any	SZM Switching center,center console	√	√	√	√	√	√
7 Series_F01/F02/F04	Any	Any	Short test	√	√	√			
7 Series_F01/F02/F04	Any	Any	TCU Telematic Control Unit	√	√	√	√	√	√
7 Series_F01/F02/F04	Any	Any	TEL Telephone	√	√	√	√		
7 Series_F01/F02/F04	Any	Any	TMBF Door module,front passenger	√	√	√	√	√	√
7 Series_F01/F02/F04	Any	Any	TMBFH Door module,passenger'sside,rear	√	√	√	√		
7 Series_F01/F02/F04	Any	Any	TMBFT Door module,passenger door	√	√	√	√		
7 Series_F01/F02/F04	Any	Any	TMFA Door module,driver	√	√	√	√	√	√
7 Series_F01/F02/F04	Any	Any	TMFAH Door module,driver'sside,rear	√	√	√	√		
7 Series_F01/F02/F04	Any	Any	TMFAT Door module,driver's door	√	√	√	√		
7 Series_F01/F02/F04	Any	Any	TR SVC All round view camera	√	√	√	√	√	√
7 Series_F01/F02/F04	Any	Any	ULF Universal charging and hands-free facility	√	√	√	√	√	√
7 Series_F01/F02/F04	Any	Any	ULF-SBX-H Interface box High	√	√	√	√	√	√
7 Series_F01/F02/F04	Any	Any	VDM Vertical Dynamics Management	√	√	√	√	√	√
7 Series_F01/F02/F04	Any	Any	VID Video module	√	√	√			
7 Series_F01/F02/F04	Any	Any	VM Video Module	√	√	√	√	√	√
7 Series_F01/F02/F04	Any	Any	VSW Video switch	√	√	√	√	√	√
7 Series_F01/F02/F04	Any	Any	VTC Valvetronic	√	√	√			
7 Series_F01/F02/F04	Any	Any	VTC2 Valvetronic 2	√	√	√			
7 Series_F01/F02/F04	Any	Any	VTG Transfer case	√	√	√	√	√	√
7 Series_F01/F02/F04	Any	Any	WIM Wiper module	√	√	√	√	√	√
7 Series_F01/F02/F04	Any	Any	ZGM Central Gateway Module	√	√	√	√	√	√
7 Series_F01/F02/F04	Any	Any	ZKE Central body electronics BC 1	√	√	√	√	√	√
7 Series_F01/F02/F04	Any	Any	ZKE/GM (Central body electronics/GM base module)	√	√	√	√	√	√
I Series_I01/I12	Any	Any	ABS/ASC/DSC (Dynamic Stability Control)	√	√	√	√	√	√



I Series_I01/I12	Any	Any	ACC Active cruise control	√	√	√	√	√	√
I Series_I01/I12	Any	Any	ACC/ACC2 Active Cruise Control	√	√	√	√		
I Series_I01/I12	Any	Any	ACSM Crash Safety Module	√	√	√	√	√	√
I Series_I01/I12	Any	Any	ACSM/MRS Crash Safety Module	√	√	√	√		
I Series_I01/I12	Any	Any	AHL Adaptive directional headlights	√	√	√	√	√	√
I Series_I01/I12	Any	Any	AHM Trailer module	√	√	√	√	√	√
I Series_I01/I12	Any	Any	AL active front steering (AFS70)	√	√	√	√		
I Series_I01/I12	Any	Any	AL active steering	√	√	√	√	√	√
I Series_I01/I12	Any	Any	ALBBF Active backrest width,front passenger	√	√	√	√		
I Series_I01/I12	Any	Any	ALBFA Active backrest width,driver	√	√	√	√		
I Series_I01/I12	Any	Any	AMP Amplifier	√	√	√	√	√	√
I Series_I01/I12	Any	Any	AMPH Hi-Fi amplifier	√	√	√	√	√	√
I Series_I01/I12	Any	Any	AMPT Top Hi-Fi amplifier	√	√	√	√	√	√
I Series_I01/I12	Any	Any	ANT Antenna/antenna tuner	√	√	√	√	√	√
I Series_I01/I12	Any	Any	ARS Dynamic Drive	√	√	√	√	√	√
I Series_I01/I12	Any	Any	ARS Dynamic Drive 2	√	√	√	√	√	√
I Series_I01/I12	Any	Any	ASK Audio system controller	√	√	√	√	√	√
I Series_I01/I12	Any	Any	BM On-board monitor						
I Series_I01/I12	Any	Any	BM/MIR (On-board monitor/Multi-Information Radio)	√	√	√	√	√	√
I Series_I01/I12	Any	Any	BZM Control center, center console	√	√	√	√	√	√
I Series_I01/I12	Any	Any	CA Comfort Access	√	√	√	√	√	√
I Series_I01/I12	Any	Any	CAN / byteflight	√	√	√			
I Series_I01/I12	Any	Any	CAN communication analysis	√	√	√			
I Series_I01/I12	Any	Any	CAS Car Access System	√	√	√	√	√	√
I Series_I01/I12	Any	Any	CCC-A Applications	√	√	√	√	√	√
I Series_I01/I12	Any	Any	CCC-ANT Aerial tuner	√	√	√	√	√	√
I Series_I01/I12	Any	Any	CCC-ASK Audio system controller	√	√	√	√	√	√
I Series_I01/I12	Any	Any	CCC-GW Gateway	√	√	√	√	√	√
I Series_I01/I12	Any	Any	CD Control Display	√	√	√	√		
I Series_I01/I12	Any	Any	CD-GW Control Display(Gateway)	√	√	√	√	√	√
I Series_I01/I12	Any	Any	CDC CD Changer	√	√	√	√	√	√
I Series_I01/I12	Any	Any	CEM Clean Energy Module	√	√	√	√		
I Series_I01/I12	Any	Any	CHAMP-BO User interface X	√	√	√	√		
I Series_I01/I12	Any	Any	CHAMP-GW Gateway X	√	√	√	√		
I Series_I01/I12	Any	Any	CIC User interface	√	√	√	√	√	√
I Series_I01/I12	Any	Any	CIC-GW Gateway	√	√	√	√	√	√
I Series_I01/I12	Any	Any	CIC/CHAMP Car headunit column	√	√	√	√	√	√
I Series_I01/I12	Any	Any	CID Central Information Display	√	√	√	√	√	√
I Series_I01/I12	Any	Any	CIM Chassis integration Module	√	√	√	√	√	√
I Series_I01/I12	Any	Any	CON Controller	√	√	√	√	√	√
I Series_I01/I12	Any	Any	CVM Convertible top module	√	√	√	√	√	√
I Series_I01/I12	Any	Any	CVT Digital tuner	√	√	√	√	√	√
I Series_I01/I12	Any	Any	CVT Diesel Electronics	√	√	√	√	√	√



I Series_I01/I12	Any	Any	DME Digital Engine/Gearbox Electronics 2	√	√	√	√	√	√
I Series_I01/I12	Any	Any	DME Digital Motor Electronics	√	√	√	√	√	√
I Series_I01/I12	Any	Any	DME Motor Electronics	√	√	√	√	√	√
I Series_I01/I12	Any	Any	DME/DDE (Motor/Diesel Electronics)	√	√	√	√	√	√
I Series_I01/I12	Any	Any	DME/DDE Motor Electronics	√	√	√	√	√	√
I Series_I01/I12	Any	Any	DME2/DME2 Digital motor electronics 2	√	√	√	√	√	√
I Series_I01/I12	Any	Any	DSC Dynamic Stability Control	√	√	√	√	√	√
I Series_I01/I12	Any	Any	DSC(Bosch)Dynamic Stability Control	√	√	√	√	√	√
I Series_I01/I12	Any	Any	DSP Digital Sound Processor						
I Series_I01/I12	Any	Any	DVD CD Changer	√	√	√	√		
I Series_I01/I12	Any	Any	DVD-C DVD changer	√	√	√	√	√	√
I Series_I01/I12	Any	Any	DVDC DVD Changer	√	√	√	√	√	√
I Series_I01/I12	Any	Any	DWA antitheft alarm system	√	√	√	√	√	√
I Series_I01/I12	Any	Any	EDC Damper Control	√	√	√	√	√	√
I Series_I01/I12	Any	Any	EDC Electronic Damper Control	√	√	√	√	√	√
I Series_I01/I12	Any	Any	EDCSHL Damper satellite, rear left	√	√	√	√	√	√
I Series_I01/I12	Any	Any	EDCSHR Damper satellite, rear right	√	√	√	√	√	√
I Series_I01/I12	Any	Any	EDCSVL Damper satellite, front left	√	√	√	√	√	√
I Series_I01/I12	Any	Any	EDCSVR Damper satellite, front right	√	√	√	√	√	√
I Series_I01/I12	Any	Any	EGS 6HPTU transmission control	√	√	√	√	√	√
I Series_I01/I12	Any	Any	EGS transmission management	√	√	√	√	√	√
I Series_I01/I12	Any	Any	EHC Electronic Height Control	√	√	√	√	√	√
I Series_I01/I12	Any	Any	EHC Electronic Ride-Height Control	√	√	√	√	√	√
I Series_I01/I12	Any	Any	EHC Ride level(Height) Control	√	√	√	√	√	√
I Series_I01/I12	Any	Any	EHC/EHC2 (Electronic ride-level control)	√	√	√	√	√	√
I Series_I01/I12	Any	Any	EHPS Electro-hydraulic steering assistance	√	√	√	√	√	√
I Series_I01/I12	Any	Any	EKP Fuel pump	√	√	√	√	√	√
I Series_I01/I12	Any	Any	EKPS Fuel pump	√	√	√	√	√	√
I Series_I01/I12	Any	Any	EKPS Fuel-pump control	√	√	√	√	√	√
I Series_I01/I12	Any	Any	EMF Parking brake	√	√	√	√	√	√
I Series_I01/I12	Any	Any	EML Electronic engine-power control	√	√	√			
I Series_I01/I12	Any	Any	EPS Electronic Power Steering	√	√	√	√	√	√
I Series_I01/I12	Any	Any	EWS Electronic immobilizer	√	√	√	√		
I Series_I01/I12	Any	Any	EWS Vehicle immobilizer	√	√	√	√		
I Series_I01/I12	Any	Any	FBI Flexible Bus Interface	√	√	√	√		
I Series_I01/I12	Any	Any	FBZM Rear compartment,controlcenter,center console	√	√	√	√	√	√
I Series_I01/I12	Any	Any	FCON Rear compartment controller	√	√	√	√	√	√
I Series_I01/I12	Any	Any	FD Rear-cabin display	√	√	√	√		
I Series_I01/I12	Any	Any	FD Rear-compartment display	√	√	√	√	√	√
I Series_I01/I12	Any	Any	FD2 Rear-compartment display2	√	√	√	√	√	√

I Series_I01/I12	Any	Any	FID Read-compartment information display	√	√	√			
I Series_I01/I12	Any	Any	FKA Rear heater/air conditioning	√	√	√	√	√	√
I Series_I01/I12	Any	Any	FKA Rear-cabin automatic A/C	√	√	√	√	√	√
I Series_I01/I12	Any	Any	FKA Rear-compartment air conditioning	√	√	√	√	√	√
I Series_I01/I12	Any	Any	FLA High Beam Assist	√	√	√	√	√	√
I Series_I01/I12	Any	Any	FRM Footwell module	√	√	√	√	√	√
I Series_I01/I12	Any	Any	FRM/FRM2 Footwell module	√	√	√	√	√	√
I Series_I01/I12	Any	Any	FRM2 Footwell module 2	√	√	√	√	√	√
I Series_I01/I12	Any	Any	FZD Function centre,roof	√	√	√	√	√	√
I Series_I01/I12	Any	Any	GR Cruise control	√	√	√			
I Series_I01/I12	Any	Any	GWS Gear selector switch	√	√	√	√	√	√
I Series_I01/I12	Any	Any	HKL Rear-lid lift	√	√	√	√	√	√
I Series_I01/I12	Any	Any	HKL Rear-lid module X	√	√	√	√		
I Series_I01/I12	Any	Any	ICM Integrated Chassis Management	√	√	√	√	√	√
I Series_I01/I12	Any	Any	ICM Integronic Power Steering	√	√	√	√	√	√
I Series_I01/I12	Any	Any	IHKA Heater/automatic A/C control	√	√	√	√	√	√
I Series_I01/I12	Any	Any	IHKA Integrated automatic heating/air conditioning	√	√	√	√	√	√
I Series_I01/I12	Any	Any	IHKA Integrated heating /air conditioning	√	√	√	√	√	√
I Series_I01/I12	Any	Any	IHKA/IHKR Integrated heating/air conditioning	√	√	√	√	√	√
I Series_I01/I12	Any	Any	IHKS Integrated heating/air-conditioning control	√	√	√	√	√	√
I Series_I01/I12	Any	Any	IHS Heater control	√	√	√	√	√	√
I Series_I01/I12	Any	Any	INSTR Instrumint cluster	√	√	√	√	√	√
I Series_I01/I12	Any	Any	JBE Junction-box electronics	√	√	√	√	√	√
I Series_I01/I12	Any	Any	JBE2 Junction Box electronics 2	√	√	√	√	√	√
I Series_I01/I12	Any	Any	JNAV Navigation system,Japan	√	√	√	√	√	√
I Series_I01/I12	Any	Any	KBM Body basic module	√	√	√	√	√	√
I Series_I01/I12	Any	Any	KGM Body Gateway Module	√	√	√	√	√	√
I Series_I01/I12	Any	Any	KHI Headphones interface	√	√	√	√	√	√
I Series_I01/I12	Any	Any	KNAV Navigation system,Korea	√	√	√	√	√	√
I Series_I01/I12	Any	Any	KOM Instrument cluster	√	√	√	√	√	√
I Series_I01/I12	Any	Any	KOM/IKE/IKI/INSTR(Instrument cluster)	√	√	√	√	√	√
I Series_I01/I12	Any	Any	KOMBI2 additional Instruments						
I Series_I01/I12	Any	Any	LEW Steering-angle sensor	√	√	√	√		
I Series_I01/I12	Any	Any	LEW/LWS (Steering angle sensor)	√	√	√	√		
I Series_I01/I12	Any	Any	LM Lights Module	√	√	√	√	√	√
I Series_I01/I12	Any	Any	LM Lights module 2	√	√	√	√	√	√
I Series_I01/I12	Any	Any	LM2 Lights module 2	√	√	√	√	√	√
I Series_I01/I12	Any	Any	LRA Automatic headlight vertical aim control	√	√	√			
I Series_I01/I12	Any	Any	LRA Headlight vertical aim control	√	√	√	√	√	√
I Series_I01/I12	Any	Any	Long Range Radar	√	√	√			



I Series_I01/I12	Any	Any	LSZ/LCM (Lights switching center)	√	√	√	√	√	√
I Series_I01/I12	Any	Any	M-ASK-BO User interface	√	√	√	√	√	√
I Series_I01/I12	Any	Any	M-ASK-GW Gateway	√	√	√	√	√	√
I Series_I01/I12	Any	Any	M-ASK-NAV Navigation system	√	√	√	√	√	√
I Series_I01/I12	Any	Any	MFL Multifunction steering wheel I	√	√	√	√		
I Series_I01/I12	Any	Any	MID Multi Information Display	√	√	√			
I Series_I01/I12	Any	Any	MPM Micro-power module	√	√	√	√	√	√
I Series_I01/I12	Any	Any	MRS Multiple Restraint System	√	√	√	√		
I Series_I01/I12	Any	Any	MRS/AirBag (Multiple Restraint System)	√	√	√			
I Series_I01/I12	Any	Any	MRS/AirBag(Multiple Restraint System)	√	√	√			
I Series_I01/I12	Any	Any	MRS/AirBag/SIM (Multiple Restraint System)	√	√	√	√	√	√
I Series_I01/I12	Any	Any	NAV Navigation computer	√	√	√	√		
I Series_I01/I12	Any	Any	NAV Navigation computer, Europe	√	√	√	√		
I Series_I01/I12	Any	Any	NAV Navigation system	√	√	√	√	√	√
I Series_I01/I12	Any	Any	NVE Night Vision Electronics	√	√	√	√	√	√
I Series_I01/I12	Any	Any	NVK Night vision camera	√	√	√	√	√	√
I Series_I01/I12	Any	Any	PDC Park Distance Control	√	√	√	√	√	√
I Series_I01/I12	Any	Any	PM Power module	√	√	√	√	√	√
I Series_I01/I12	Any	Any	QMVHL Lateral-moment distribution,rear axle	√	√	√	√	√	√
I Series_I01/I12	Any	Any	RAD Radio	√	√	√	√	√	√
I Series_I01/I12	Any	Any	RAD2-BO User interface	√	√	√	√	√	√
I Series_I01/I12	Any	Any	RAD2-GW Gateway	√	√	√	√		
I Series_I01/I12	Any	Any	RAD2-GW Gateway	√	√	√	√	√	√
I Series_I01/I12	Any	Any	RDC Tire pressure control	√	√	√	√		
I Series_I01/I12	Any	Any	RDC/RDW Tyre pressure check	√	√	√	√		
I Series_I01/I12	Any	Any	RFK Reversing camera	√	√	√	√	√	√
I Series_I01/I12	Any	Any	RLS Rain/Light Sensor	√	√	√	√		
I Series_I01/I12	Any	Any	RLS/AIC (Rain/Light Sensor/Automatic interval Control)	√	√	√	√		
I Series_I01/I12	Any	Any	RLSS Rain/light solar sensor	√	√	√	√	√	√
I Series_I01/I12	Any	Any	RLSS Solar Rain/Light Sensor	√	√	√	√	√	√
I Series_I01/I12	Any	Any	RSE Rear Seat Entertainment	√	√	√	√	√	√
I Series_I01/I12	Any	Any	RSE Rear seat entertainment	√	√	√	√	√	√
I Series_I01/I12	Any	Any	SASL Satellite,A-pillar,left	√	√	√	√		
I Series_I01/I12	Any	Any	SASR Satellite,A-pillar,right	√	√	√	√		
I Series_I01/I12	Any	Any	SBSL Satellite,B-pillar,left	√	√	√	√		
I Series_I01/I12	Any	Any	SBSR Satellite,B-pillar,right	√	√	√	√		
I Series_I01/I12	Any	Any	SBSR Satellite,B-pillar,right	√	√	√	√	√	√
I Series_I01/I12	Any	Any	SDARS Satellite tuner (US)	√	√	√	√	√	√
I Series_I01/I12	Any	Any	SEC1 Supplementary control unit 1	√	√	√			
I Series_I01/I12	Any	Any	SEC2 Supplementary control unit 2	√	√	√			
I Series_I01/I12	Any	Any	SEZ Satellite vehicle center	√	√	√	√		

I Series_I01/I12	Any	Any	SG-FD Control unit,rear-compartment display	√	√	√	√		
I Series_I01/I12	Any	Any	SG-FD-GW Control unit,rear-compartment display(gateway)	√	√	√	√	√	√
I Series_I01/I12	Any	Any	SGM-SIM Safety and Gateway Module(SIM)	√	√	√	√	√	√
I Series_I01/I12	Any	Any	SGM-ZGM Safety and Gateway Module(ZGM)	√	√	√			
I Series_I01/I12	Any	Any	SHD Slide/tilt sunroof 2	√	√	√	√	√	√
I Series_I01/I12	Any	Any	SHD Sliding/tilting sunroof	√	√	√	√	√	√
I Series_I01/I12	Any	Any	SHD Sliding/tilting sunroof module	√	√	√	√	√	√
I Series_I01/I12	Any	Any	SHD Sliding/tilting sunroof	√	√	√			
I Series_I01/I12	Any	Any	SHZH Independent/auxiliary heater	√	√	√	√	√	√
I Series_I01/I12	Any	Any	SIM Safety and information module	√	√	√	√	√	√
I Series_I01/I12	Any	Any	SINE Siren and tilt sensor	√	√	√	√		
I Series_I01/I12	Any	Any	SINE Siren with tilt sensor	√	√	√	√	√	√
I Series_I01/I12	Any	Any	SMBF Seat module,passenger	√	√	√	√	√	√
I Series_I01/I12	Any	Any	SMBFH Seat module,passenger'sside,rear	√	√	√	√	√	√
I Series_I01/I12	Any	Any	SMF/SM/SLM (Seat memory,driver)	√	√	√	√	√	√
I Series_I01/I12	Any	Any	SMFA Seat module,driver	√	√	√	√	√	√
I Series_I01/I12	Any	Any	SMFAH Seat module,driver'sside,rear	√	√	√	√	√	√
I Series_I01/I12	Any	Any	SPMBT Mirror memory,passenger	√	√	√	√	√	√
I Series_I01/I12	Any	Any	SPMFT Mirror memory,driver	√	√	√	√	√	√
I Series_I01/I12	Any	Any	SSBF Satellite,seat,passenger	√	√	√	√		
I Series_I01/I12	Any	Any	SSFA Satellite,seat,driver	√	√	√	√		
I Series_I01/I12	Any	Any	SSH Satellite,seat,rear	√	√	√	√	√	√
I Series_I01/I12	Any	Any	STH park heating						
I Series_I01/I12	Any	Any	STVL Satellite,door,front left	√	√	√	√		
I Series_I01/I12	Any	Any	STVR Satellite,door,front right	√	√	√	√		
I Series_I01/I12	Any	Any	SVS Language processing system	√	√	√	√		
I Series_I01/I12	Any	Any	SVT Servotronic						
I Series_I01/I12	Any	Any	SZL Switch center,steering column	√	√	√	√	√	√
I Series_I01/I12	Any	Any	SZM Switching center,center console	√	√	√	√	√	√
I Series_I01/I12	Any	Any	Short test	√	√	√			
I Series_I01/I12	Any	Any	TCU Telematic Control Unit	√	√	√	√	√	√
I Series_I01/I12	Any	Any	TEL Telephone	√	√	√	√		
I Series_I01/I12	Any	Any	TMBF Door module,front passenger	√	√	√	√	√	√
I Series_I01/I12	Any	Any	TMBFH Door module,passenger'sside,rear	√	√	√	√		
I Series_I01/I12	Any	Any	TMBFT Door module,passenger door	√	√	√	√		
I Series_I01/I12	Any	Any	TMFA Door module,driver	√	√	√	√	√	√
I Series_I01/I12	Any	Any	TMFAH Door module,driver'sside,rear	√	√	√	√		
I Series_I01/I12	Any	Any	TMFAT Door module,driver's door	√	√	√	√		
I Series_I01/I12	Any	Any	TMFAT All round view camera	√	√	√	√	√	√

I Series_I01/I12	Any	Any	ULF Universal charging and hands-free facility	√	√	√	√	√	√
I Series_I01/I12	Any	Any	ULF-SBX-H Interface box High	√	√	√	√	√	√
I Series_I01/I12	Any	Any	VDM Vertical Dynamics Management	√	√	√	√	√	√
I Series_I01/I12	Any	Any	VID Video module	√	√	√			
I Series_I01/I12	Any	Any	VM Video Module	√	√	√	√	√	√
I Series_I01/I12	Any	Any	VSW Video switch	√	√	√	√	√	√
I Series_I01/I12	Any	Any	VTC Valvetronic	√	√	√			
I Series_I01/I12	Any	Any	VTC2 Valvetronic 2	√	√	√			
I Series_I01/I12	Any	Any	VTG Transfer case	√	√	√	√	√	√
I Series_I01/I12	Any	Any	WIM Wiper module	√	√	√	√	√	√
I Series_I01/I12	Any	Any	ZGM Central Gateway Module	√	√	√	√	√	√
I Series_I01/I12	Any	Any	ZKE Central body electronics BC 1	√	√	√	√	√	√
I Series_I01/I12	Any	Any	ZKE/GM (Central body electronics/GM base module)	√	√	√	√	√	√
X Series_X1_E84	Any	Any	ABS/ASC/DSC (Dynamic Stability Control)	√	√	√	√	√	√
X Series_X1_E85	Any	Any	ACC Active cruise control	√	√	√	√	√	√
X Series_X1_E86	Any	Any	ACC/ACC2 Active Cruise Control	√	√	√			
X Series_X1_E87	Any	Any	ACSM Crash Safety Module	√	√	√	√	√	√
X Series_X1_E88	Any	Any	ACSM/MRS Crash Safety Module	√	√	√	√		
X Series_X1_E89	Any	Any	AHL Adaptive directional headlights	√	√	√	√	√	√
X Series_X1_E90	Any	Any	AHM Trailer module	√	√	√	√	√	√
X Series_X1_E91	Any	Any	AL active front steering (AFS70)	√	√	√	√		
X Series_X1_E92	Any	Any	AL active steering	√	√	√	√	√	√
X Series_X1_E93	Any	Any	ALBBF Active backrest width,front passenger	√	√	√	√		
X Series_X1_E94	Any	Any	ALBFA Active backrest width,driver	√	√	√	√		
X Series_X1_E95	Any	Any	AMP Amplifier	√	√	√	√	√	√
X Series_X1_E96	Any	Any	AMPH Hi-Fi amplifier	√	√	√	√	√	√
X Series_X1_E97	Any	Any	AMPT Top Hi-Fi amplifier	√	√	√	√	√	√
X Series_X1_E98	Any	Any	ANT Antenna/antenna tuner	√	√	√	√	√	√
X Series_X1_E99	Any	Any	ARS Dynamic Drive	√	√	√	√	√	√
X Series_X1_E100	Any	Any	ARS Dynamic Drive 2	√	√	√	√	√	√
X Series_X1_E101	Any	Any	ASK Audio system controller	√	√	√	√	√	√
X Series_X1_E102	Any	Any	BM On-board monitor						
X Series_X1_E103	Any	Any	BM/MIR (On-board monitor/Multi-Information Radio)	√	√	√	√	√	√
X Series_X1_E104	Any	Any	BZM Control center, center console	√	√	√	√	√	√
X Series_X1_E105	Any	Any	CA Comfort Access	√	√	√	√	√	√
X Series_X1_E106	Any	Any	CAN / byteflight	√	√	√			
X Series_X1_E107	Any	Any	CAN communication analysis	√	√	√			
X Series_X1_E108	Any	Any	CAS Car Access System	√	√	√	√	√	√
X Series_X1_E109	Any	Any	CCC A Applications	√	√	√	√	√	√
X Series_X1_E110	Any	Any	CCNT Ant tuner	√	√	√	√	√	√

X Series_X1_E111	Any	Any	CCC-ASK Audio system controller	√	√	√	√	√	√
X Series_X1_E112	Any	Any	CCC-GW Gateway	√	√	√	√	√	√
X Series_X1_E113	Any	Any	CD Control Display	√	√	√	√		
X Series_X1_E114	Any	Any	CD-GW Control Display(Gateway)	√	√	√	√	√	√
X Series_X1_E115	Any	Any	CDC CD Changer	√	√	√	√	√	√
X Series_X1_E116	Any	Any	CEM Clean Energy Module	√	√	√	√		
X Series_X1_E117	Any	Any	CHAMP-BO User interface X	√	√	√	√		
X Series_X1_E118	Any	Any	CHAMP-GW Gateway X	√	√	√	√		
X Series_X1_E119	Any	Any	CIC User interface	√	√	√	√	√	√
X Series_X1_E120	Any	Any	CIC-GW Gateway	√	√	√	√	√	√
X Series_X1_E121	Any	Any	CIC/CHAMP Car headunit column	√	√	√	√	√	√
X Series_X1_E122	Any	Any	CID Central Information Display	√	√	√	√	√	√
X Series_X1_E123	Any	Any	CIM Chassis integration Module	√	√	√	√	√	√
X Series_X1_E124	Any	Any	CON Controller	√	√	√	√	√	√
X Series_X1_E125	Any	Any	CVM Convertible top module	√	√	√	√	√	√
X Series_X1_E126	Any	Any	DAB Digital tuner	√	√	√	√	√	√
X Series_X1_E127	Any	Any	DDE Diesel Electronics	√	√	√	√	√	√
X Series_X1_E128	Any	Any	DME Digital Engine/Gearbox Electronics 2	√	√	√	√	√	√
X Series_X1_E129	Any	Any	DME Digital Motor Electronics	√	√	√	√	√	√
X Series_X1_E130	Any	Any	DME Motor Electronics	√	√	√	√	√	√
X Series_X1_E131	Any	Any	DME/DDE (Motor/Diesel Electronics)	√	√	√	√	√	√
X Series_X1_E132	Any	Any	DME/DDE Motor Electronics	√	√	√	√	√	√
X Series_X1_E133	Any	Any	DME2/DME2 Digital motor electronics 2	√	√	√	√	√	√
X Series_X1_E134	Any	Any	DSC Dynamic Stability Control	√	√	√	√	√	√
X Series_X1_E135	Any	Any	DSC(Bosch)Dynamic Stability Control	√	√	√	√	√	√
X Series_X1_E136	Any	Any	DSP Digital Sound Processor						
X Series_X1_E137	Any	Any	DVD CD Changer	√	√	√	√		
X Series_X1_E138	Any	Any	DVD-C DVD changer	√	√	√	√	√	√
X Series_X1_E139	Any	Any	DVDC DVD Changer	√	√	√	√	√	√
X Series_X1_E140	Any	Any	DWA antitheft alarm system	√	√	√	√	√	√
X Series_X1_E141	Any	Any	EDC Damper Control	√	√	√	√	√	√
X Series_X1_E142	Any	Any	EDC Electronic Damper Control	√	√	√	√	√	√
X Series_X1_E143	Any	Any	EDCSHL Damper satellite, rear left	√	√	√	√	√	√
X Series_X1_E144	Any	Any	EDCSHR Damper satellite, rear right	√	√	√	√	√	√
X Series_X1_E145	Any	Any	EDCSVL Damper satellite, front left	√	√	√	√	√	√
X Series_X1_E146	Any	Any	EDCSVR Damper satellite, front right	√	√	√	√	√	√
X Series_X1_E147	Any	Any	EGS 6HPTU transmission control	√	√	√	√	√	√
X Series_X1_E148	Any	Any	EGS transmission management	√	√	√	√	√	√
X Series_X1_E149	Any	Any	EHC Electronic Height Control	√	√	√	√	√	√
X Series_X1_E150	Any	Any	EHC Electronic Ride-Height Control	√	√	√	√	√	√
X Series_X1_E151	Any	Any	EHC Ride level(Height) Control	√	√	√	√	√	√
X Series_X1_E152	Any	Any	EHC/EHC2 (Electronic ride-level control)	√	√	√	√	√	√
X Series_X1_E153	Any	Any	EHS Electro-hydraulic steering	√	√	√	√	√	√



X Series X1 E154	Any	Any	EKP Fuel pump	√	√	√	√	√	√
X Series X1 E155	Any	Any	EKPS Fuel pump	√	√	√	√	√	√
X Series X1 E156	Any	Any	EKPS Fuel-pump control	√	√	√	√	√	√
X Series X1 E157	Any	Any	EMF Parking brake	√	√	√	√	√	√
X Series X1 E158	Any	Any	EML Electronic engine-power control	√	√	√			
X Series X1 E159	Any	Any	EPS Electronic Power Steering	√	√	√	√	√	√
X Series X1 E160	Any	Any	EWS Electronic immobilizer	√	√	√	√		
X Series X1 E161	Any	Any	EWS Vehicle immobilizer	√	√	√	√		
X Series X1 E162	Any	Any	FBI Flexible Bus Interface	√	√	√	√		
X Series_X1_E163	Any	Any	FBZM Rear compartment,controlcenter,center console	√	√	√	√	√	√
X Series X1 E164	Any	Any	FCON Rear compartment controller	√	√	√	√	√	√
X Series X1 E165	Any	Any	FD Rear-cabin display	√	√	√	√		
X Series X1 E166	Any	Any	FD Rear-compartment display	√	√	√	√	√	√
X Series X1 E167	Any	Any	FD2 Rear-compartment display2	√	√	√	√	√	√
X Series_X1_E168	Any	Any	FID Read-compartment information display	√	√	√			
X Series X1 E169	Any	Any	FKA Rear heater/air conditioning	√	√	√	√	√	√
X Series X1 E170	Any	Any	FKA Rear-cabin automatic A/C	√	√	√	√	√	√
X Series X1 E171	Any	Any	FKA Rear-compartment air conditioning	√	√	√	√	√	√
X Series X1 E172	Any	Any	FLA High Beam Assist	√	√	√	√	√	√
X Series X1 E173	Any	Any	FRM Footwell module	√	√	√	√	√	√
X Series X1 E174	Any	Any	FRM/FRM2 Footwell module	√	√	√	√	√	√
X Series X1 E175	Any	Any	FRM2 Footwell module 2	√	√	√	√	√	√
X Series X1 E176	Any	Any	FZD Function centre,roof	√	√	√	√	√	√
X Series X1 E177	Any	Any	GR Cruise control	√	√	√			
X Series X1 E178	Any	Any	GWS Gear selector switch	√	√	√	√	√	√
X Series X1 E179	Any	Any	HKL Rear-lid lift	√	√	√	√	√	√
X Series X1 E180	Any	Any	HKL Rear-lid module X	√	√	√	√		
X Series X1 E181	Any	Any	ICM Integrated Chassis Management	√	√	√	√	√	√
X Series X1 E182	Any	Any	ICM Integronic Power Steering	√	√	√	√	√	√
X Series X1 E183	Any	Any	IHKA Heater/automatic A/C control	√	√	√	√	√	√
X Series_X1_E184	Any	Any	IHKA Integrated automatic heating/air conditioning	√	√	√	√	√	√
X Series X1 E185	Any	Any	IHKA Integrated heating /air conditioning	√	√	√	√	√	√
X Series_X1_E186	Any	Any	IHKA/IHKR Integrated heating/air conditioning	√	√	√	√	√	√
X Series_X1_E187	Any	Any	IHKS Integrated heating/air-conditioning control	√	√	√	√	√	√
X Series X1 E188	Any	Any	IHS Heater control	√	√	√	√	√	√
X Series X1 E189	Any	Any	INSTR Instrumint cluster	√	√	√	√	√	√
X Series X1 E190	Any	Any	JBE Junction-box electronics	√	√	√	√	√	√
X Series X1 E191	Any	Any	JBE2 Junction-Box electronics 2	√	√	√	√	√	√
X Series X1 E192	Any	Any	Navigation system,Japan	√	√	√	√	√	√

X Series X1 E193	Any	Any	KBM Body basic module	√	√	√	√	√	√
X Series X1 E194	Any	Any	KGM Body Gateway Module	√	√	√	√	√	√
X Series X1 E195	Any	Any	KHI Headphones interface	√	√	√	√	√	√
X Series X1 E196	Any	Any	KNAV Navigation system,Korea	√	√	√	√	√	√
X Series X1 E197	Any	Any	KOM Instrument cluster	√	√	√	√	√	√
X Series X1 E198	Any	Any	KOM/IKE/IKI/INSTR(Instrument cluster)	√	√	√	√	√	√
X Series X1 E199	Any	Any	KOMBI2 additional Instruments						
X Series X1 E200	Any	Any	LEW Steering-angle sensor	√	√	√	√		
X Series X1 E201	Any	Any	LEW/LWS (Steering angle sensor)	√	√	√	√		
X Series X1 E202	Any	Any	LM Lights Module	√	√	√	√	√	√
X Series X1 E203	Any	Any	LM Lights module 2	√	√	√	√	√	√
X Series X1 E204	Any	Any	LM2 Lights module 2	√	√	√	√	√	√
X Series_X1_E205	Any	Any	LRA Automatic headlight vertical aim control	√	√	√			
X Series X1 E206	Any	Any	LRA Headlight vertical aim control	√	√	√	√	√	√
X Series X1 E207	Any	Any	LRR Long Range Radar	√	√	√			
X Series X1 E208	Any	Any	LSZ/LCM (Lights switching center)	√	√	√	√	√	√
X Series X1 E209	Any	Any	M-ASK-BO User interface	√	√	√	√	√	√
X Series X1 E210	Any	Any	M-ASK-GW Gateway	√	√	√	√	√	√
X Series X1 E211	Any	Any	M-ASK-NAV Navigation system	√	√	√	√	√	√
X Series X1 E212	Any	Any	MFL Multifunction steering wheel I	√	√	√	√		
X Series X1 E213	Any	Any	MID Multi Information Display	√	√	√			
X Series_X1_E214	Any	Any	MPM Micro-power module	√	√	√	√	√	√
X Series X1 E215	Any	Any	MRS Multiple Restraint System	√	√	√	√		
X Series X1 E216	Any	Any	MRS/AirBag (Multiple Restraint System)	√	√	√			
X Series X1 E217	Any	Any	MRS/AirBag(Multiple Restraint System)	√	√	√			
X Series_X1_E218	Any	Any	MRS/AirBag/SIM (Multiple Restraint System)	√	√	√	√	√	√
X Series X1 E219	Any	Any	NAV Navigation computer	√	√	√	√		
X Series X1 E220	Any	Any	NAV Navigation computer, Europe	√	√	√	√		
X Series X1 E221	Any	Any	NAV Navigation system	√	√	√	√	√	√
X Series X1 E222	Any	Any	NVE Night Vision Electronics	√	√	√	√	√	√
X Series X1 E223	Any	Any	NVK Night vision camera	√	√	√	√	√	√
X Series X1 E224	Any	Any	PDC Park Distance Control	√	√	√	√	√	√
X Series X1 E225	Any	Any	PM Power module	√	√	√	√	√	√
X Series_X1_E226	Any	Any	QMVHL Lateral-moment distribution,rear axle	√	√	√	√	√	√
X Series X1 E227	Any	Any	RAD Radio	√	√	√	√	√	√
X Series X1 E228	Any	Any	RAD2-BO User interface	√	√	√	√	√	√
X Series X1 E229	Any	Any	RAD2-GW Gateway	√	√	√	√		
X Series X1 E230	Any	Any	RAD2-GW Gateway	√	√	√	√	√	√
X Series X1 E231	Any	Any	RDC Tire pressure control	√	√	√	√		
X Series X1 E232	Any	Any	RDC/RDW Tyre pressure check	√	√	√	√		
X Series X1 E233	Any	Any	RFK Reversing camera	√	√	√	√	√	√
X Series X1 E234	Any	Any	RFL Refl/Light Sensor	√	√	√	√		

X Series_X1_E235	Any	Any	RLS/AIC (Rain/Light Sensor/Automatic interval Control)	√	√	√	√		
X Series_X1_E236	Any	Any	RLSS Rain/light solar sensor	√	√	√	√	√	√
X Series_X1_E237	Any	Any	RLSS Solar Rain/Light Sensor	√	√	√	√	√	√
X Series_X1_E238	Any	Any	RSE Rear Seat Entertainment	√	√	√	√	√	√
X Series_X1_E239	Any	Any	RSE Rear seat entertainment	√	√	√	√	√	√
X Series_X1_E240	Any	Any	SASL Satellite,A-pillar,left	√	√	√	√		
X Series_X1_E241	Any	Any	SASR Satellite,A-pillar,right	√	√	√	√		
X Series_X1_E242	Any	Any	SBSL Satellite,B-pillar,left	√	√	√	√		
X Series_X1_E243	Any	Any	SBSR Satellite,B-pillar,right	√	√	√	√		
X Series_X1_E244	Any	Any	SBSR Satellite,B-pillar,right	√	√	√	√	√	√
X Series_X1_E245	Any	Any	SDARS Satellite tuner (US)	√	√	√	√	√	√
X Series_X1_E246	Any	Any	SEC1 Supplementary control unit 1	√	√	√			
X Series_X1_E247	Any	Any	SEC2 Supplementary control unit 2	√	√	√			
X Series_X1_E248	Any	Any	SFZ Satellite vehicle center	√	√	√	√		
X Series_X1_E249	Any	Any	SG-FD Control unit,rear-compartment display	√	√	√	√		
X Series_X1_E250	Any	Any	SG-FD-GW Control unit,rear-compartment display(gateway)	√	√	√	√	√	√
X Series_X1_E251	Any	Any	SGM-SIM Safety and Gateway Module(SIM)	√	√	√	√	√	√
X Series_X1_E252	Any	Any	SGM-ZGM Safety and Gateway Module(ZGM)	√	√	√			
X Series_X1_E253	Any	Any	SHD Slide/tilt sunroof 2	√	√	√	√	√	√
X Series_X1_E254	Any	Any	SHD Sliding/tilting sunroof	√	√	√	√	√	√
X Series_X1_E255	Any	Any	SHD Sliding/tilting sunroof module	√	√	√	√	√	√
X Series_X1_E256	Any	Any	SHD Sliding/tilting sunroof	√	√	√			
X Series_X1_E257	Any	Any	SHZH Independent/auxiliary heater	√	√	√	√	√	√
X Series_X1_E258	Any	Any	SIM Safety and information module	√	√	√	√	√	√
X Series_X1_E259	Any	Any	SINE Siren and tilt sensor	√	√	√	√		
X Series_X1_E260	Any	Any	SINE Siren with tilt sensor	√	√	√	√	√	√
X Series_X1_E261	Any	Any	SMBF Seat module,passenger	√	√	√	√	√	√
X Series_X1_E262	Any	Any	SMBFH Seat module,passenger'sside,rear	√	√	√	√	√	√
X Series_X1_E263	Any	Any	SMF/SM/SLM (Seat memory,driver)	√	√	√	√	√	√
X Series_X1_E264	Any	Any	SMFA Seat module,driver	√	√	√	√	√	√
X Series_X1_E265	Any	Any	SMFAH Seat module,driver'sside,rear	√	√	√	√	√	√
X Series_X1_E266	Any	Any	SPMBT Mirror memory,passenger	√	√	√	√	√	√
X Series_X1_E267	Any	Any	SPMFT Mirror memory,driver	√	√	√	√	√	√
X Series_X1_E268	Any	Any	SSBF Satellite,seat,passenger	√	√	√	√		
X Series_X1_E269	Any	Any	SSFA Satellite,seat,driver	√	√	√	√		
X Series_X1_E270	Any	Any	SSH Satellite,seat,rear	√	√	√	√	√	√
X Series_X1_E271	Any	Any	STH park heating						
X Series_X1_E272	Any	Any	STVL Satellite,door,front left	√	√	√	√		
X Series_X1_E273	Any	Any	STVR Satellite,door,front right	√	√	√	√		

X Series X1 E274	Any	Any	SVS Language processing system	√	√	√	√		
X Series X1 E275	Any	Any	SVT Servotronic						
X Series X1 E276	Any	Any	SZL Switch center,steering column	√	√	√	√	√	√
X Series X1 E277	Any	Any	SZM Switching center,center console	√	√	√	√	√	√
X Series X1 E278	Any	Any	Short test	√	√	√			
X Series X1 E279	Any	Any	TCU Telematic Control Unit	√	√	√	√	√	√
X Series X1 E280	Any	Any	TEL Telephone	√	√	√	√		
X Series X1 E281	Any	Any	TMBF Door module,front passenger	√	√	√	√	√	√
X Series_X1_E282	Any	Any	TMBFH Door module,passenger'sside,rear	√	√	√	√		
X Series X1 E283	Any	Any	TMBFT Door module,passenger door	√	√	√	√		
X Series_X1_E284	Any	Any	TMFA Door module,driver	√	√	√	√	√	√
X Series X1 E285	Any	Any	TMFAH Door module,driver'sside,rear	√	√	√	√		
X Series X1 E286	Any	Any	TMFAT Door module,driver's door	√	√	√	√		
X Series X1 E287	Any	Any	TR SVC All round view camera	√	√	√	√	√	√
X Series_X1_E288	Any	Any	ULF Universal charging and hands-free facility	√	√	√	√	√	√
X Series X1 E289	Any	Any	ULF-SBX-H Interface box High	√	√	√	√	√	√
X Series_X1_E290	Any	Any	VDM Vertical Dynamics Management	√	√	√	√	√	√
X Series_X1_E291	Any	Any	VID Video module	√	√	√			
X Series_X1_E292	Any	Any	VM Video Module	√	√	√	√	√	√
X Series_X1_E293	Any	Any	VSW Video switch	√	√	√	√	√	√
X Series_X1_E294	Any	Any	VTC Valvetronic	√	√	√			
X Series_X1_E295	Any	Any	VTC2 Valvetronic 2	√	√	√			
X Series_X1_E296	Any	Any	VTG Transfer case	√	√	√	√	√	√
X Series_X1_E297	Any	Any	WIM Wiper module	√	√	√	√	√	√
X Series_X1_E298	Any	Any	ZGM Central Gateway Module	√	√	√	√	√	√
X Series_X1_E299	Any	Any	ZKE Central body electronics BC 1	√	√	√	√	√	√
X Series_X1_E300	Any	Any	ZKE/GM (Central body electronics/GM base module)	√	√	√	√	√	√
X Series_X3_E83	X3 2.0d,X3 2.0i,X3 2.5i,X3 2.5si,X33.0d,X3 3.0i,X3 3.0sd,X33.0si	2003-2016	ABS/ASC/DSC (Dynamic Stability Control)	√	√	√	√	√	√
X Series_X3_E83	X3 2.0d,X3 2.0i,X3 2.5i,X3 2.5si,X33.0d,X3 3.0i,X3 3.0sd,X33.0si	2003-2016	ACC Active cruise control	√	√	√	√	√	√
X Series_X3_E83	X3 2.0d,X3 2.0i,X3 2.5i,X3 2.5si,X33.0d,X3 3.0i,X3 3.0sd,X33.0si	2003-2016	ACC/ACC2 Active Cruise Control	√	√	√			
X Series_X3_E83	X3 2.0d,X3 2.0i,X3 2.5i,X3 2.5si,X33.0d,X3 3.0i,X3 3.0sd,X33.0si	2003-2016	ACSM Crash Safety Module	√	√	√	√	√	√
X Series_X3_E83	X3 2.0d,X3 2.0i,X3 2.5i,X3 2.5si,X33.0d,X3 3.0i,X3 3.0sd,X33.0si	2003-2016	ACSM/MRS Crash Safety Module	√	√	√	√		
X Series_X3_E83	X3 2.0d,X3 2.0i,X3 2.5i,X3 2.5si,X33.0d,X3 3.0i,X3 3.0sd,X33.0si	2003-2016	AHL Adaptive directional headlights	√	√	√	√	√	√
X Series_X3_E83	X3 2.0d,X3 2.0i,X3 2.5i,X3 2.5si,X33.0d,X3 3.0i,X3 3.0sd,X33.0si	2003-2016	AHM Trailer module	√	√	√	√	√	√
X Series_X3_E83	X3 2.0d,X3 2.0i,X3 2.5i,X3 2.5si,X33.0d,X3 3.0i,X3 3.0sd,X33.0si	2003-2016	AFS70 Adaptive front steering (AFS70)	√	√	√	√		





X Series_X3_E83	X3 2.0d,X3 2.0i,X3 2.5i,X3 2.5si,X33.0d,X3 3.0i,X3 3.0sd,X33.0si	2003-2016	AL active steering	√	√	√	√	√	√
X Series_X3_E83	X3 2.0d,X3 2.0i,X3 2.5i,X3 2.5si,X33.0d,X3 3.0i,X3 3.0sd,X33.0si	2003-2016	ALBBF Active backrest width,front passenger	√	√	√	√		
X Series_X3_E83	X3 2.0d,X3 2.0i,X3 2.5i,X3 2.5si,X33.0d,X3 3.0i,X3 3.0sd,X33.0si	2003-2016	ALBFA Active backrest width,driver	√	√	√	√		
X Series_X3_E83	X3 2.0d,X3 2.0i,X3 2.5i,X3 2.5si,X33.0d,X3 3.0i,X3 3.0sd,X33.0si	2003-2016	AMP Amplifier	√	√	√	√	√	√
X Series_X3_E83	X3 2.0d,X3 2.0i,X3 2.5i,X3 2.5si,X33.0d,X3 3.0i,X3 3.0sd,X33.0si	2003-2016	AMPH Hi-Fi amplifier	√	√	√	√	√	√
X Series_X3_E83	X3 2.0d,X3 2.0i,X3 2.5i,X3 2.5si,X33.0d,X3 3.0i,X3 3.0sd,X33.0si	2003-2016	AMPT Top Hi-Fi amplifier	√	√	√	√	√	√
X Series_X3_E83	X3 2.0d,X3 2.0i,X3 2.5i,X3 2.5si,X33.0d,X3 3.0i,X3 3.0sd,X33.0si	2003-2016	ANT Antenna/antenna tuner	√	√	√	√	√	√
X Series_X3_E83	X3 2.0d,X3 2.0i,X3 2.5i,X3 2.5si,X33.0d,X3 3.0i,X3 3.0sd,X33.0si	2003-2016	ARS Dynamic Drive	√	√	√	√	√	√
X Series_X3_E83	X3 2.0d,X3 2.0i,X3 2.5i,X3 2.5si,X33.0d,X3 3.0i,X3 3.0sd,X33.0si	2003-2016	ARS Dynamic Drive 2	√	√	√	√	√	√
X Series_X3_E83	X3 2.0d,X3 2.0i,X3 2.5i,X3 2.5si,X33.0d,X3 3.0i,X3 3.0sd,X33.0si	2003-2016	ASK Audio system controller	√	√	√	√	√	√
X Series_X3_E83	X3 2.0d,X3 2.0i,X3 2.5i,X3 2.5si,X33.0d,X3 3.0i,X3 3.0sd,X33.0si	2003-2016	BM On-board monitor						
X Series_X3_E83	X3 2.0d,X3 2.0i,X3 2.5i,X3 2.5si,X33.0d,X3 3.0i,X3 3.0sd,X33.0si	2003-2016	BM/MIR (On-board monitor/Multi-Information Radio)	√	√	√	√	√	√
X Series_X3_E83	X3 2.0d,X3 2.0i,X3 2.5i,X3 2.5si,X33.0d,X3 3.0i,X3 3.0sd,X33.0si	2003-2016	BZM Control center, center console	√	√	√	√	√	√
X Series_X3_E83	X3 2.0d,X3 2.0i,X3 2.5i,X3 2.5si,X33.0d,X3 3.0i,X3 3.0sd,X33.0si	2003-2016	CA Comfort Access	√	√	√	√	√	√
X Series_X3_E83	X3 2.0d,X3 2.0i,X3 2.5i,X3 2.5si,X33.0d,X3 3.0i,X3 3.0sd,X33.0si	2003-2016	CAN / byteflight	√	√	√			
X Series_X3_E83	X3 2.0d,X3 2.0i,X3 2.5i,X3 2.5si,X33.0d,X3 3.0i,X3 3.0sd,X33.0si	2003-2016	CAN communication analysis	√	√	√			
X Series_X3_E83	X3 2.0d,X3 2.0i,X3 2.5i,X3 2.5si,X33.0d,X3 3.0i,X3 3.0sd,X33.0si	2003-2016	CAS Car Access System	√	√	√	√	√	√
X Series_X3_E83	X3 2.0d,X3 2.0i,X3 2.5i,X3 2.5si,X33.0d,X3 3.0i,X3 3.0sd,X33.0si	2003-2016	CCC-A Applications	√	√	√	√	√	√
X Series_X3_E83	X3 2.0d,X3 2.0i,X3 2.5i,X3 2.5si,X33.0d,X3 3.0i,X3 3.0sd,X33.0si	2003-2016	CCC-ANT Aerial tuner	√	√	√	√	√	√
X Series_X3_E83	X3 2.0d,X3 2.0i,X3 2.5i,X3 2.5si,X33.0d,X3 3.0i,X3 3.0sd,X33.0si	2003-2016	CCC-ASK Audio system controller	√	√	√	√	√	√
X Series_X3_E83	X3 2.0d,X3 2.0i,X3 2.5i,X3 2.5si,X33.0d,X3 3.0i,X3 3.0sd,X33.0si	2003-2016	CCC-GW Gateway	√	√	√	√	√	√
X Series_X3_E83	X3 2.0d,X3 2.0i,X3 2.5i,X3 2.5si,X33.0d,X3 3.0i,X3 3.0sd,X33.0si	2003-2016	CD Control Display	√	√	√	√		
X Series_X3_E83	X3 2.0d,X3 2.0i,X3 2.5i,X3 2.5si,X33.0d,X3 3.0i,X3 3.0sd,X33.0si	2003-2016	CD-GW Control Display(Gateway)	√	√	√	√	√	√

X Series_X3_E83	X3 2.0d,X3 2.0i,X3 2.5i,X3 2.5si,X33.0d,X3 3.0i,X3 3.0sd,X33.0si	2003-2016	CDC CD Changer	√	√	√	√	√	√
X Series_X3_E83	X3 2.0d,X3 2.0i,X3 2.5i,X3 2.5si,X33.0d,X3 3.0i,X3 3.0sd,X33.0si	2003-2016	CEM Clean Energy Module	√	√	√	√		
X Series_X3_E83	X3 2.0d,X3 2.0i,X3 2.5i,X3 2.5si,X33.0d,X3 3.0i,X3 3.0sd,X33.0si	2003-2016	CHAMP-BO User interface X	√	√	√	√		
X Series_X3_E83	X3 2.0d,X3 2.0i,X3 2.5i,X3 2.5si,X33.0d,X3 3.0i,X3 3.0sd,X33.0si	2003-2016	CHAMP-GW Gateway X	√	√	√	√		
X Series_X3_E83	X3 2.0d,X3 2.0i,X3 2.5i,X3 2.5si,X33.0d,X3 3.0i,X3 3.0sd,X33.0si	2003-2016	CIC User interface	√	√	√	√	√	√
X Series_X3_E83	X3 2.0d,X3 2.0i,X3 2.5i,X3 2.5si,X33.0d,X3 3.0i,X3 3.0sd,X33.0si	2003-2016	CIC-GW Gateway	√	√	√	√	√	√
X Series_X3_E83	X3 2.0d,X3 2.0i,X3 2.5i,X3 2.5si,X33.0d,X3 3.0i,X3 3.0sd,X33.0si	2003-2016	CIC/CHAMP Car headunit column	√	√	√	√	√	√
X Series_X3_E83	X3 2.0d,X3 2.0i,X3 2.5i,X3 2.5si,X33.0d,X3 3.0i,X3 3.0sd,X33.0si	2003-2016	CID Central Information Display	√	√	√	√	√	√
X Series_X3_E83	X3 2.0d,X3 2.0i,X3 2.5i,X3 2.5si,X33.0d,X3 3.0i,X3 3.0sd,X33.0si	2003-2016	CIM Chassis integration Module	√	√	√	√	√	√
X Series_X3_E83	X3 2.0d,X3 2.0i,X3 2.5i,X3 2.5si,X33.0d,X3 3.0i,X3 3.0sd,X33.0si	2003-2016	CON Controller	√	√	√	√	√	√
X Series_X3_E83	X3 2.0d,X3 2.0i,X3 2.5i,X3 2.5si,X33.0d,X3 3.0i,X3 3.0sd,X33.0si	2003-2016	CVM Convertible top module	√	√	√	√	√	√
X Series_X3_E83	X3 2.0d,X3 2.0i,X3 2.5i,X3 2.5si,X33.0d,X3 3.0i,X3 3.0sd,X33.0si	2003-2016	DAB Digital tuner	√	√	√	√	√	√
X Series_X3_E83	X3 2.0d,X3 2.0i,X3 2.5i,X3 2.5si,X33.0d,X3 3.0i,X3 3.0sd,X33.0si	2003-2016	DDE Diesel Electronics	√	√	√	√	√	√
X Series_X3_E83	X3 2.0d,X3 2.0i,X3 2.5i,X3 2.5si,X33.0d,X3 3.0i,X3 3.0sd,X33.0si	2003-2016	DME Digital Engine/Gearbox Electronics 2	√	√	√	√	√	√
X Series_X3_E83	X3 2.0d,X3 2.0i,X3 2.5i,X3 2.5si,X33.0d,X3 3.0i,X3 3.0sd,X33.0si	2003-2016	DME Digital Motor Electronics	√	√	√	√	√	√
X Series_X3_E83	X3 2.0d,X3 2.0i,X3 2.5i,X3 2.5si,X33.0d,X3 3.0i,X3 3.0sd,X33.0si	2003-2016	DME Motor Electronics	√	√	√	√	√	√
X Series_X3_E83	X3 2.0d,X3 2.0i,X3 2.5i,X3 2.5si,X33.0d,X3 3.0i,X3 3.0sd,X33.0si	2003-2016	DME/DDE (Motor/Diesel Electronics)	√	√	√	√	√	√
X Series_X3_E83	X3 2.0d,X3 2.0i,X3 2.5i,X3 2.5si,X33.0d,X3 3.0i,X3 3.0sd,X33.0si	2003-2016	DME/DDE Motor Electronics	√	√	√	√	√	√
X Series_X3_E83	X3 2.0d,X3 2.0i,X3 2.5i,X3 2.5si,X33.0d,X3 3.0i,X3 3.0sd,X33.0si	2003-2016	DME2/DME2 Digital motor electronics 2	√	√	√	√	√	√
X Series_X3_E83	X3 2.0d,X3 2.0i,X3 2.5i,X3 2.5si,X33.0d,X3 3.0i,X3 3.0sd,X33.0si	2003-2016	DSC Dynamic Stability Control	√	√	√	√	√	√
X Series_X3_E83	X3 2.0d,X3 2.0i,X3 2.5i,X3 2.5si,X33.0d,X3 3.0i,X3 3.0sd,X33.0si	2003-2016	DSC(Bosch)Dynamic Stability Control	√	√	√	√	√	√
X Series_X3_E83	X3 2.0d,X3 2.0i,X3 2.5i,X3 2.5si,X33.0d,X3 3.0i,X3 3.0sd,X33.0si	2003-2016	DSP Digital Sound Processor						
X Series_X3_E83	X3 2.0d,X3 2.0i,X3 2.5i,X3 2.5si,X33.0d,X3 3.0i,X3 3.0sd,X33.0si	2003-2016	DVD CD Changer	√	√	√	√		

X Series_X3_E83	X3 2.0d,X3 2.0i,X3 2.5i,X3 2.5si,X33.0d,X3 3.0i,X3 3.0sd,X33.0si	2003-2016	DVD-C DVD changer	√	√	√	√	√	√
X Series_X3_E83	X3 2.0d,X3 2.0i,X3 2.5i,X3 2.5si,X33.0d,X3 3.0i,X3 3.0sd,X33.0si	2003-2016	DVDC DVD Changer	√	√	√	√	√	√
X Series_X3_E83	X3 2.0d,X3 2.0i,X3 2.5i,X3 2.5si,X33.0d,X3 3.0i,X3 3.0sd,X33.0si	2003-2016	DWA antitheft alarm system	√	√	√	√	√	√
X Series_X3_E83	X3 2.0d,X3 2.0i,X3 2.5i,X3 2.5si,X33.0d,X3 3.0i,X3 3.0sd,X33.0si	2003-2016	EDC Damper Control	√	√	√	√	√	√
X Series_X3_E83	X3 2.0d,X3 2.0i,X3 2.5i,X3 2.5si,X33.0d,X3 3.0i,X3 3.0sd,X33.0si	2003-2016	EDC Electronic Damper Control	√	√	√	√	√	√
X Series_X3_E83	X3 2.0d,X3 2.0i,X3 2.5i,X3 2.5si,X33.0d,X3 3.0i,X3 3.0sd,X33.0si	2003-2016	EDCSHL Damper satellite, rear left	√	√	√	√	√	√
X Series_X3_E83	X3 2.0d,X3 2.0i,X3 2.5i,X3 2.5si,X33.0d,X3 3.0i,X3 3.0sd,X33.0si	2003-2016	EDCSHR Damper satellite, rear right	√	√	√	√	√	√
X Series_X3_E83	X3 2.0d,X3 2.0i,X3 2.5i,X3 2.5si,X33.0d,X3 3.0i,X3 3.0sd,X33.0si	2003-2016	EDCSVL Damper satellite, front left	√	√	√	√	√	√
X Series_X3_E83	X3 2.0d,X3 2.0i,X3 2.5i,X3 2.5si,X33.0d,X3 3.0i,X3 3.0sd,X33.0si	2003-2016	EDCSVR Damper satellite, front right	√	√	√	√	√	√
X Series_X3_E83	X3 2.0d,X3 2.0i,X3 2.5i,X3 2.5si,X33.0d,X3 3.0i,X3 3.0sd,X33.0si	2003-2016	EGS 6HPTU transmission control	√	√	√	√	√	√
X Series_X3_E83	X3 2.0d,X3 2.0i,X3 2.5i,X3 2.5si,X33.0d,X3 3.0i,X3 3.0sd,X33.0si	2003-2016	EGS transmission management	√	√	√	√	√	√
X Series_X3_E83	X3 2.0d,X3 2.0i,X3 2.5i,X3 2.5si,X33.0d,X3 3.0i,X3 3.0sd,X33.0si	2003-2016	EHC Electronic Height Control	√	√	√	√	√	√
X Series_X3_E83	X3 2.0d,X3 2.0i,X3 2.5i,X3 2.5si,X33.0d,X3 3.0i,X3 3.0sd,X33.0si	2003-2016	EHC Electronic Ride-Height Control	√	√	√	√	√	√
X Series_X3_E83	X3 2.0d,X3 2.0i,X3 2.5i,X3 2.5si,X33.0d,X3 3.0i,X3 3.0sd,X33.0si	2003-2016	EHC Ride level(Height) Control	√	√	√	√	√	√
X Series_X3_E83	X3 2.0d,X3 2.0i,X3 2.5i,X3 2.5si,X33.0d,X3 3.0i,X3 3.0sd,X33.0si	2003-2016	EHC/EHC2 (Electronic ride-level control)	√	√	√	√	√	√
X Series_X3_E83	X3 2.0d,X3 2.0i,X3 2.5i,X3 2.5si,X33.0d,X3 3.0i,X3 3.0sd,X33.0si	2003-2016	EHPS Electro-hydraulic steering assistance	√	√	√	√	√	√
X Series_X3_E83	X3 2.0d,X3 2.0i,X3 2.5i,X3 2.5si,X33.0d,X3 3.0i,X3 3.0sd,X33.0si	2003-2016	EKP Fuel pump	√	√	√	√	√	√
X Series_X3_E83	X3 2.0d,X3 2.0i,X3 2.5i,X3 2.5si,X33.0d,X3 3.0i,X3 3.0sd,X33.0si	2003-2016	EKPS Fuel pump	√	√	√	√	√	√
X Series_X3_E83	X3 2.0d,X3 2.0i,X3 2.5i,X3 2.5si,X33.0d,X3 3.0i,X3 3.0sd,X33.0si	2003-2016	EKPS Fuel-pump control	√	√	√	√	√	√
X Series_X3_E83	X3 2.0d,X3 2.0i,X3 2.5i,X3 2.5si,X33.0d,X3 3.0i,X3 3.0sd,X33.0si	2003-2016	EMF Parking brake	√	√	√	√	√	√
X Series_X3_E83	X3 2.0d,X3 2.0i,X3 2.5i,X3 2.5si,X33.0d,X3 3.0i,X3 3.0sd,X33.0si	2003-2016	EML Electronic engine-power control	√	√	√			
X Series_X3_E83	X3 2.0d,X3 2.0i,X3 2.5i,X3 2.5si,X33.0d,X3 3.0i,X3 3.0sd,X33.0si	2003-2016	EPS Electronic Power Steering	√	√	√	√	√	√
X Series_X3_E83	X3 2.0d,X3 2.0i,X3 2.5i,X3 2.5si,X33.0d,X3 3.0i,X3 3.0sd,X33.0si	2003-2016	EWS Electronic immobilizer	√	√	√	√		

X Series_X3_E83	X3 2.0d,X3 2.0i,X3 2.5i,X3 2.5si,X33.0d,X3 3.0i,X3 3.0sd,X33.0si	2003-2016	EWS Vehicle immobilizer	√	√	√	√		
X Series_X3_E83	X3 2.0d,X3 2.0i,X3 2.5i,X3 2.5si,X33.0d,X3 3.0i,X3 3.0sd,X33.0si	2003-2016	FBI Flexible Bus Interface	√	√	√	√		
X Series_X3_E83	X3 2.0d,X3 2.0i,X3 2.5i,X3 2.5si,X33.0d,X3 3.0i,X3 3.0sd,X33.0si	2003-2016	FBZM Rear compartment,controlcenter,center console	√	√	√	√	√	√
X Series_X3_E83	X3 2.0d,X3 2.0i,X3 2.5i,X3 2.5si,X33.0d,X3 3.0i,X3 3.0sd,X33.0si	2003-2016	FCON Rear compartment controller	√	√	√	√	√	√
X Series_X3_E83	X3 2.0d,X3 2.0i,X3 2.5i,X3 2.5si,X33.0d,X3 3.0i,X3 3.0sd,X33.0si	2003-2016	FD Rear-cabin display	√	√	√	√		
X Series_X3_E83	X3 2.0d,X3 2.0i,X3 2.5i,X3 2.5si,X33.0d,X3 3.0i,X3 3.0sd,X33.0si	2003-2016	FD Rear-compartment display	√	√	√	√	√	√
X Series_X3_E83	X3 2.0d,X3 2.0i,X3 2.5i,X3 2.5si,X33.0d,X3 3.0i,X3 3.0sd,X33.0si	2003-2016	FD2 Rear-compartment display2	√	√	√	√	√	√
X Series_X3_E83	X3 2.0d,X3 2.0i,X3 2.5i,X3 2.5si,X33.0d,X3 3.0i,X3 3.0sd,X33.0si	2003-2016	FID Read-compartment information display	√	√	√			
X Series_X3_E83	X3 2.0d,X3 2.0i,X3 2.5i,X3 2.5si,X33.0d,X3 3.0i,X3 3.0sd,X33.0si	2003-2016	FKA Rear heater/air conditioning	√	√	√	√	√	√
X Series_X3_E83	X3 2.0d,X3 2.0i,X3 2.5i,X3 2.5si,X33.0d,X3 3.0i,X3 3.0sd,X33.0si	2003-2016	FKA Rear-cabin automatic A/C	√	√	√	√	√	√
X Series_X3_E83	X3 2.0d,X3 2.0i,X3 2.5i,X3 2.5si,X33.0d,X3 3.0i,X3 3.0sd,X33.0si	2003-2016	FKA Rear-compartment air conditioning	√	√	√	√	√	√
X Series_X3_E83	X3 2.0d,X3 2.0i,X3 2.5i,X3 2.5si,X33.0d,X3 3.0i,X3 3.0sd,X33.0si	2003-2016	FLA High Beam Assist	√	√	√	√	√	√
X Series_X3_E83	X3 2.0d,X3 2.0i,X3 2.5i,X3 2.5si,X33.0d,X3 3.0i,X3 3.0sd,X33.0si	2003-2016	FRM Footwell module	√	√	√	√	√	√
X Series_X3_E83	X3 2.0d,X3 2.0i,X3 2.5i,X3 2.5si,X33.0d,X3 3.0i,X3 3.0sd,X33.0si	2003-2016	FRM/FRM2 Footwell module	√	√	√	√	√	√
X Series_X3_E83	X3 2.0d,X3 2.0i,X3 2.5i,X3 2.5si,X33.0d,X3 3.0i,X3 3.0sd,X33.0si	2003-2016	FRM2 Footwell module 2	√	√	√	√	√	√
X Series_X3_E83	X3 2.0d,X3 2.0i,X3 2.5i,X3 2.5si,X33.0d,X3 3.0i,X3 3.0sd,X33.0si	2003-2016	FZD Function centre,roof	√	√	√	√	√	√
X Series_X3_E83	X3 2.0d,X3 2.0i,X3 2.5i,X3 2.5si,X33.0d,X3 3.0i,X3 3.0sd,X33.0si	2003-2016	GR Cruise control	√	√	√			
X Series_X3_E83	X3 2.0d,X3 2.0i,X3 2.5i,X3 2.5si,X33.0d,X3 3.0i,X3 3.0sd,X33.0si	2003-2016	GWS Gear selector switch	√	√	√	√	√	√
X Series_X3_E83	X3 2.0d,X3 2.0i,X3 2.5i,X3 2.5si,X33.0d,X3 3.0i,X3 3.0sd,X33.0si	2003-2016	HKL Rear-lid lift	√	√	√	√	√	√
X Series_X3_E83	X3 2.0d,X3 2.0i,X3 2.5i,X3 2.5si,X33.0d,X3 3.0i,X3 3.0sd,X33.0si	2003-2016	HKL Rear-lid module X	√	√	√	√		
X Series_X3_E83	X3 2.0d,X3 2.0i,X3 2.5i,X3 2.5si,X33.0d,X3 3.0i,X3 3.0sd,X33.0si	2003-2016	ICM Integrated Chassis Management	√	√	√	√	√	√
X Series_X3_E83	X3 2.0d,X3 2.0i,X3 2.5i,X3 2.5si,X33.0d,X3 3.0i,X3 3.0sd,X33.0si	2003-2016	ICM Integronic Power Steering	√	√	√	√	√	√
X Series_X3_E83	X3 2.0d,X3 2.0i,X3 2.5i,X3 2.5si,X33.0d,X3 3.0i,X3 3.0sd,X33.0si	2003-2016	FKA Rear heater automatic A/C control	√	√	√	√	√	√

X Series_X3_E83	X3 2.0d,X3 2.0i,X3 2.5i,X3 2.5si,X33.0d,X3 3.0i,X3 3.0sd,X33.0si	2003-2016	IHKA Integrated automatic heating/air conditioning	√	√	√	√	√	√
X Series_X3_E83	X3 2.0d,X3 2.0i,X3 2.5i,X3 2.5si,X33.0d,X3 3.0i,X3 3.0sd,X33.0si	2003-2016	IHKA Integrated heating /air conditioning	√	√	√	√	√	√
X Series_X3_E83	X3 2.0d,X3 2.0i,X3 2.5i,X3 2.5si,X33.0d,X3 3.0i,X3 3.0sd,X33.0si	2003-2016	IHKA/IHKR Integrated heating/air conditioning	√	√	√	√	√	√
X Series_X3_E83	X3 2.0d,X3 2.0i,X3 2.5i,X3 2.5si,X33.0d,X3 3.0i,X3 3.0sd,X33.0si	2003-2016	IHKS Integrated heating/air-conditioning control	√	√	√	√	√	√
X Series_X3_E83	X3 2.0d,X3 2.0i,X3 2.5i,X3 2.5si,X33.0d,X3 3.0i,X3 3.0sd,X33.0si	2003-2016	IHS Heater control	√	√	√	√	√	√
X Series_X3_E83	X3 2.0d,X3 2.0i,X3 2.5i,X3 2.5si,X33.0d,X3 3.0i,X3 3.0sd,X33.0si	2003-2016	INSTR Instrumint cluster	√	√	√	√	√	√
X Series_X3_E83	X3 2.0d,X3 2.0i,X3 2.5i,X3 2.5si,X33.0d,X3 3.0i,X3 3.0sd,X33.0si	2003-2016	JBE Junction-box electronics	√	√	√	√	√	√
X Series_X3_E83	X3 2.0d,X3 2.0i,X3 2.5i,X3 2.5si,X33.0d,X3 3.0i,X3 3.0sd,X33.0si	2003-2016	JBE2 Junction Box electronics 2	√	√	√	√	√	√
X Series_X3_E83	X3 2.0d,X3 2.0i,X3 2.5i,X3 2.5si,X33.0d,X3 3.0i,X3 3.0sd,X33.0si	2003-2016	JNAV Navigation system,Japan	√	√	√	√	√	√
X Series_X3_E83	X3 2.0d,X3 2.0i,X3 2.5i,X3 2.5si,X33.0d,X3 3.0i,X3 3.0sd,X33.0si	2003-2016	KBM Body basic module	√	√	√	√	√	√
X Series_X3_E83	X3 2.0d,X3 2.0i,X3 2.5i,X3 2.5si,X33.0d,X3 3.0i,X3 3.0sd,X33.0si	2003-2016	KGM Body Gateway Module	√	√	√	√	√	√
X Series_X3_E83	X3 2.0d,X3 2.0i,X3 2.5i,X3 2.5si,X33.0d,X3 3.0i,X3 3.0sd,X33.0si	2003-2016	KHI Headphones interface	√	√	√	√	√	√
X Series_X3_E83	X3 2.0d,X3 2.0i,X3 2.5i,X3 2.5si,X33.0d,X3 3.0i,X3 3.0sd,X33.0si	2003-2016	KNAV Navigation system,Korea	√	√	√	√	√	√
X Series_X3_E83	X3 2.0d,X3 2.0i,X3 2.5i,X3 2.5si,X33.0d,X3 3.0i,X3 3.0sd,X33.0si	2003-2016	KOM Instrument cluster	√	√	√	√	√	√
X Series_X3_E83	X3 2.0d,X3 2.0i,X3 2.5i,X3 2.5si,X33.0d,X3 3.0i,X3 3.0sd,X33.0si	2003-2016	KOM/IKE/IKI/INSTR(Instrument cluster)	√	√	√	√	√	√
X Series_X3_E83	X3 2.0d,X3 2.0i,X3 2.5i,X3 2.5si,X33.0d,X3 3.0i,X3 3.0sd,X33.0si	2003-2016	KOMBI2 additional Instruments						
X Series_X3_E83	X3 2.0d,X3 2.0i,X3 2.5i,X3 2.5si,X33.0d,X3 3.0i,X3 3.0sd,X33.0si	2003-2016	LEW Steering-angle sensor	√	√	√	√		
X Series_X3_E83	X3 2.0d,X3 2.0i,X3 2.5i,X3 2.5si,X33.0d,X3 3.0i,X3 3.0sd,X33.0si	2003-2016	LEW/LWS (Steering angle sensor)	√	√	√	√		
X Series_X3_E83	X3 2.0d,X3 2.0i,X3 2.5i,X3 2.5si,X33.0d,X3 3.0i,X3 3.0sd,X33.0si	2003-2016	LM Lights Module	√	√	√	√	√	√
X Series_X3_E83	X3 2.0d,X3 2.0i,X3 2.5i,X3 2.5si,X33.0d,X3 3.0i,X3 3.0sd,X33.0si	2003-2016	LM Lights module 2	√	√	√	√	√	√
X Series_X3_E83	X3 2.0d,X3 2.0i,X3 2.5i,X3 2.5si,X33.0d,X3 3.0i,X3 3.0sd,X33.0si	2003-2016	LM2 Lights module 2	√	√	√	√	√	√
X Series_X3_E83	X3 2.0d,X3 2.0i,X3 2.5i,X3 2.5si,X33.0d,X3 3.0i,X3 3.0sd,X33.0si	2003-2016	LRA Automatic headlight vertical aim control	√	√	√			
X Series_X3_E83	X3 2.0d,X3 2.0i,X3 2.5i,X3 2.5si,X33.0d,X3 3.0i,X3 3.0sd,X33.0si	2003-2016	LRA Headlight vertical aim control	√	√	√	√	√	√

X Series_X3_E83	X3 2.0d,X3 2.0i,X3 2.5i,X3 2.5si,X33.0d,X3 3.0i,X3 3.0sd,X33.0si	2003-2016	LRR Long Range Radar	√	√	√			
X Series_X3_E83	X3 2.0d,X3 2.0i,X3 2.5i,X3 2.5si,X33.0d,X3 3.0i,X3 3.0sd,X33.0si	2003-2016	LSZ/LCM (Lights switching center)	√	√	√	√	√	√
X Series_X3_E83	X3 2.0d,X3 2.0i,X3 2.5i,X3 2.5si,X33.0d,X3 3.0i,X3 3.0sd,X33.0si	2003-2016	M-ASK-BO User interface	√	√	√	√	√	√
X Series_X3_E83	X3 2.0d,X3 2.0i,X3 2.5i,X3 2.5si,X33.0d,X3 3.0i,X3 3.0sd,X33.0si	2003-2016	M-ASK-GW Gateway	√	√	√	√	√	√
X Series_X3_E83	X3 2.0d,X3 2.0i,X3 2.5i,X3 2.5si,X33.0d,X3 3.0i,X3 3.0sd,X33.0si	2003-2016	M-ASK-NAV Navigation system	√	√	√	√	√	√
X Series_X3_E83	X3 2.0d,X3 2.0i,X3 2.5i,X3 2.5si,X33.0d,X3 3.0i,X3 3.0sd,X33.0si	2003-2016	MFL Multifunction steering wheel I	√	√	√	√		
X Series_X3_E83	X3 2.0d,X3 2.0i,X3 2.5i,X3 2.5si,X33.0d,X3 3.0i,X3 3.0sd,X33.0si	2003-2016	MID Multi Information Display	√	√	√			
X Series_X3_E83	X3 2.0d,X3 2.0i,X3 2.5i,X3 2.5si,X33.0d,X3 3.0i,X3 3.0sd,X33.0si	2003-2016	MPM Micro-power module	√	√	√	√	√	√
X Series_X3_E83	X3 2.0d,X3 2.0i,X3 2.5i,X3 2.5si,X33.0d,X3 3.0i,X3 3.0sd,X33.0si	2003-2016	MRS Multiple Restraint System	√	√	√	√		
X Series_X3_E83	X3 2.0d,X3 2.0i,X3 2.5i,X3 2.5si,X33.0d,X3 3.0i,X3 3.0sd,X33.0si	2003-2016	MRS/AirBag (Multiple Restraint System)	√	√	√			
X Series_X3_E83	X3 2.0d,X3 2.0i,X3 2.5i,X3 2.5si,X33.0d,X3 3.0i,X3 3.0sd,X33.0si	2003-2016	MRS/AirBag(Multiple Restraint System)	√	√	√			
X Series_X3_E83	X3 2.0d,X3 2.0i,X3 2.5i,X3 2.5si,X33.0d,X3 3.0i,X3 3.0sd,X33.0si	2003-2016	MRS/AirBag/SIM (Multiple Restraint System)	√	√	√	√	√	√
X Series_X3_E83	X3 2.0d,X3 2.0i,X3 2.5i,X3 2.5si,X33.0d,X3 3.0i,X3 3.0sd,X33.0si	2003-2016	NAV Navigation computer	√	√	√	√		
X Series_X3_E83	X3 2.0d,X3 2.0i,X3 2.5i,X3 2.5si,X33.0d,X3 3.0i,X3 3.0sd,X33.0si	2003-2016	NAV Navigation computer, Europe	√	√	√	√		
X Series_X3_E83	X3 2.0d,X3 2.0i,X3 2.5i,X3 2.5si,X33.0d,X3 3.0i,X3 3.0sd,X33.0si	2003-2016	NAV Navigation system	√	√	√	√	√	√
X Series_X3_E83	X3 2.0d,X3 2.0i,X3 2.5i,X3 2.5si,X33.0d,X3 3.0i,X3 3.0sd,X33.0si	2003-2016	NVE Night Vision Electronics	√	√	√	√	√	√
X Series_X3_E83	X3 2.0d,X3 2.0i,X3 2.5i,X3 2.5si,X33.0d,X3 3.0i,X3 3.0sd,X33.0si	2003-2016	NVK Night vision camera	√	√	√	√	√	√
X Series_X3_E83	X3 2.0d,X3 2.0i,X3 2.5i,X3 2.5si,X33.0d,X3 3.0i,X3 3.0sd,X33.0si	2003-2016	PDC Park Distance Control	√	√	√	√	√	√
X Series_X3_E83	X3 2.0d,X3 2.0i,X3 2.5i,X3 2.5si,X33.0d,X3 3.0i,X3 3.0sd,X33.0si	2003-2016	PM Power module	√	√	√	√	√	√
X Series_X3_E83	X3 2.0d,X3 2.0i,X3 2.5i,X3 2.5si,X33.0d,X3 3.0i,X3 3.0sd,X33.0si	2003-2016	QMVHL Lateral-moment distribution,rear axle	√	√	√	√	√	√
X Series_X3_E83	X3 2.0d,X3 2.0i,X3 2.5i,X3 2.5si,X33.0d,X3 3.0i,X3 3.0sd,X33.0si	2003-2016	RAD Radio	√	√	√	√	√	√
X Series_X3_E83	X3 2.0d,X3 2.0i,X3 2.5i,X3 2.5si,X33.0d,X3 3.0i,X3 3.0sd,X33.0si	2003-2016	RAD2-BO User interface	√	√	√	√	√	√
X Series_X3_E83	X3 2.0d,X3 2.0i,X3 2.5i,X3 2.5si,X33.0d,X3 3.0i,X3 3.0sd,X33.0si	2003-2016	RAD2-GW Gateway	√	√	√	√		

X Series_X3_E83	X3 2.0d,X3 2.0i,X3 2.5i,X3 2.5si,X33.0d,X3 3.0i,X3 3.0sd,X33.0si	2003-2016	RAD2-GW Gateway	√	√	√	√	√	√
X Series_X3_E83	X3 2.0d,X3 2.0i,X3 2.5i,X3 2.5si,X33.0d,X3 3.0i,X3 3.0sd,X33.0si	2003-2016	RDC Tire pressure control	√	√	√	√		
X Series_X3_E83	X3 2.0d,X3 2.0i,X3 2.5i,X3 2.5si,X33.0d,X3 3.0i,X3 3.0sd,X33.0si	2003-2016	RDC/RDW Tyre pressure check	√	√	√	√		
X Series_X3_E83	X3 2.0d,X3 2.0i,X3 2.5i,X3 2.5si,X33.0d,X3 3.0i,X3 3.0sd,X33.0si	2003-2016	RFK Reversing camera	√	√	√	√	√	√
X Series_X3_E83	X3 2.0d,X3 2.0i,X3 2.5i,X3 2.5si,X33.0d,X3 3.0i,X3 3.0sd,X33.0si	2003-2016	RLS Rain/Light Sensor	√	√	√	√		
X Series_X3_E83	X3 2.0d,X3 2.0i,X3 2.5i,X3 2.5si,X33.0d,X3 3.0i,X3 3.0sd,X33.0si	2003-2016	RLS/AIC (Rain/Light Sensor/Automatic interval Control)	√	√	√	√		
X Series_X3_E83	X3 2.0d,X3 2.0i,X3 2.5i,X3 2.5si,X33.0d,X3 3.0i,X3 3.0sd,X33.0si	2003-2016	RLSS Rain/light solar sensor	√	√	√	√	√	√
X Series_X3_E83	X3 2.0d,X3 2.0i,X3 2.5i,X3 2.5si,X33.0d,X3 3.0i,X3 3.0sd,X33.0si	2003-2016	RLSS Solar Rain/Light Sensor	√	√	√	√	√	√
X Series_X3_E83	X3 2.0d,X3 2.0i,X3 2.5i,X3 2.5si,X33.0d,X3 3.0i,X3 3.0sd,X33.0si	2003-2016	RSE Rear Seat Entertainment	√	√	√	√	√	√
X Series_X3_E83	X3 2.0d,X3 2.0i,X3 2.5i,X3 2.5si,X33.0d,X3 3.0i,X3 3.0sd,X33.0si	2003-2016	RSE Rear seat entertainment	√	√	√	√	√	√
X Series_X3_E83	X3 2.0d,X3 2.0i,X3 2.5i,X3 2.5si,X33.0d,X3 3.0i,X3 3.0sd,X33.0si	2003-2016	SASL Satellite,A-pillar,left	√	√	√	√		
X Series_X3_E83	X3 2.0d,X3 2.0i,X3 2.5i,X3 2.5si,X33.0d,X3 3.0i,X3 3.0sd,X33.0si	2003-2016	SASR Satellite,A-pillar,right	√	√	√	√		
X Series_X3_E83	X3 2.0d,X3 2.0i,X3 2.5i,X3 2.5si,X33.0d,X3 3.0i,X3 3.0sd,X33.0si	2003-2016	SBSL Satellite,B-pillar,left	√	√	√	√		
X Series_X3_E83	X3 2.0d,X3 2.0i,X3 2.5i,X3 2.5si,X33.0d,X3 3.0i,X3 3.0sd,X33.0si	2003-2016	SBSR Satellite,B-pillar,right	√	√	√	√		
X Series_X3_E83	X3 2.0d,X3 2.0i,X3 2.5i,X3 2.5si,X33.0d,X3 3.0i,X3 3.0sd,X33.0si	2003-2016	SBSR Satellite,B-pillar,right	√	√	√	√	√	√
X Series_X3_E83	X3 2.0d,X3 2.0i,X3 2.5i,X3 2.5si,X33.0d,X3 3.0i,X3 3.0sd,X33.0si	2003-2016	SDARS Satellite tuner (US)	√	√	√	√	√	√
X Series_X3_E83	X3 2.0d,X3 2.0i,X3 2.5i,X3 2.5si,X33.0d,X3 3.0i,X3 3.0sd,X33.0si	2003-2016	SEC1 Supplementary control unit 1	√	√	√			
X Series_X3_E83	X3 2.0d,X3 2.0i,X3 2.5i,X3 2.5si,X33.0d,X3 3.0i,X3 3.0sd,X33.0si	2003-2016	SEC2 Supplementary control unit 2	√	√	√			
X Series_X3_E83	X3 2.0d,X3 2.0i,X3 2.5i,X3 2.5si,X33.0d,X3 3.0i,X3 3.0sd,X33.0si	2003-2016	SFZ Satellite vehicle center	√	√	√	√		
X Series_X3_E83	X3 2.0d,X3 2.0i,X3 2.5i,X3 2.5si,X33.0d,X3 3.0i,X3 3.0sd,X33.0si	2003-2016	SG-FD Control unit,rear-compartment display	√	√	√	√		
X Series_X3_E83	X3 2.0d,X3 2.0i,X3 2.5i,X3 2.5si,X33.0d,X3 3.0i,X3 3.0sd,X33.0si	2003-2016	SG-FD-GW Control unit,rear-compartment display(gateway)	√	√	√	√	√	√
X Series_X3_E83	X3 2.0d,X3 2.0i,X3 2.5i,X3 2.5si,X33.0d,X3 3.0i,X3 3.0sd,X33.0si	2003-2016	SGM-SIM Safety and Gateway Module(SIM)	√	√	√	√	√	√
X Series_X3_E83	X3 2.0d,X3 2.0i,X3 2.5i,X3 2.5si,X33.0d,X3 3.0i,X3 3.0sd,X33.0si	2003-2016	SGM-ZGM Safety and Gateway Module(ZGM)	√	√	√			

X Series_X3_E83	X3 2.0d,X3 2.0i,X3 2.5i,X3 2.5si,X33.0d,X3 3.0i,X3 3.0sd,X33.0si	2003-2016	SHD Slide/tilt sunroof 2	√	√	√	√	√	√
X Series_X3_E83	X3 2.0d,X3 2.0i,X3 2.5i,X3 2.5si,X33.0d,X3 3.0i,X3 3.0sd,X33.0si	2003-2016	SHD Sliding/tilting sunroof	√	√	√	√	√	√
X Series_X3_E83	X3 2.0d,X3 2.0i,X3 2.5i,X3 2.5si,X33.0d,X3 3.0i,X3 3.0sd,X33.0si	2003-2016	SHD Sliding/tilting sunroof module	√	√	√	√	√	√
X Series_X3_E83	X3 2.0d,X3 2.0i,X3 2.5i,X3 2.5si,X33.0d,X3 3.0i,X3 3.0sd,X33.0si	2003-2016	SHD Sliding/tilting sunroof	√	√	√			
X Series_X3_E83	X3 2.0d,X3 2.0i,X3 2.5i,X3 2.5si,X33.0d,X3 3.0i,X3 3.0sd,X33.0si	2003-2016	SHZH Independent/auxiliary heater	√	√	√	√	√	√
X Series_X3_E83	X3 2.0d,X3 2.0i,X3 2.5i,X3 2.5si,X33.0d,X3 3.0i,X3 3.0sd,X33.0si	2003-2016	SIM Safety and information module	√	√	√	√	√	√
X Series_X3_E83	X3 2.0d,X3 2.0i,X3 2.5i,X3 2.5si,X33.0d,X3 3.0i,X3 3.0sd,X33.0si	2003-2016	SINE Siren and tilt sensor	√	√	√	√		
X Series_X3_E83	X3 2.0d,X3 2.0i,X3 2.5i,X3 2.5si,X33.0d,X3 3.0i,X3 3.0sd,X33.0si	2003-2016	SINE Siren with tilt sensor	√	√	√	√	√	√
X Series_X3_E83	X3 2.0d,X3 2.0i,X3 2.5i,X3 2.5si,X33.0d,X3 3.0i,X3 3.0sd,X33.0si	2003-2016	SMBF Seat module,passenger	√	√	√	√	√	√
X Series_X3_E83	X3 2.0d,X3 2.0i,X3 2.5i,X3 2.5si,X33.0d,X3 3.0i,X3 3.0sd,X33.0si	2003-2016	SMBFH Seat module,passenger'sside,rear	√	√	√	√	√	√
X Series_X3_E83	X3 2.0d,X3 2.0i,X3 2.5i,X3 2.5si,X33.0d,X3 3.0i,X3 3.0sd,X33.0si	2003-2016	SMF/SM/SLM (Seat memory,driver)	√	√	√	√	√	√
X Series_X3_E83	X3 2.0d,X3 2.0i,X3 2.5i,X3 2.5si,X33.0d,X3 3.0i,X3 3.0sd,X33.0si	2003-2016	SMFA Seat module,driver	√	√	√	√	√	√
X Series_X3_E83	X3 2.0d,X3 2.0i,X3 2.5i,X3 2.5si,X33.0d,X3 3.0i,X3 3.0sd,X33.0si	2003-2016	SMFAH Seat module,driver'sside,rear	√	√	√	√	√	√
X Series_X3_E83	X3 2.0d,X3 2.0i,X3 2.5i,X3 2.5si,X33.0d,X3 3.0i,X3 3.0sd,X33.0si	2003-2016	SPMBT Mirror memory,passenger	√	√	√	√	√	√
X Series_X3_E83	X3 2.0d,X3 2.0i,X3 2.5i,X3 2.5si,X33.0d,X3 3.0i,X3 3.0sd,X33.0si	2003-2016	SPMFT Mirror memory,driver	√	√	√	√	√	√
X Series_X3_E83	X3 2.0d,X3 2.0i,X3 2.5i,X3 2.5si,X33.0d,X3 3.0i,X3 3.0sd,X33.0si	2003-2016	SSBF Satellite,seat,passenger	√	√	√	√		
X Series_X3_E83	X3 2.0d,X3 2.0i,X3 2.5i,X3 2.5si,X33.0d,X3 3.0i,X3 3.0sd,X33.0si	2003-2016	SSFA Satellite,seat,driver	√	√	√	√		
X Series_X3_E83	X3 2.0d,X3 2.0i,X3 2.5i,X3 2.5si,X33.0d,X3 3.0i,X3 3.0sd,X33.0si	2003-2016	SSH Satellite,seat,rear	√	√	√	√	√	√
X Series_X3_E83	X3 2.0d,X3 2.0i,X3 2.5i,X3 2.5si,X33.0d,X3 3.0i,X3 3.0sd,X33.0si	2003-2016	STH park heating						
X Series_X3_E83	X3 2.0d,X3 2.0i,X3 2.5i,X3 2.5si,X33.0d,X3 3.0i,X3 3.0sd,X33.0si	2003-2016	STVL Satellite,door,front left	√	√	√	√		
X Series_X3_E83	X3 2.0d,X3 2.0i,X3 2.5i,X3 2.5si,X33.0d,X3 3.0i,X3 3.0sd,X33.0si	2003-2016	STVR Satellite,door,front right	√	√	√	√		
X Series_X3_E83	X3 2.0d,X3 2.0i,X3 2.5i,X3 2.5si,X33.0d,X3 3.0i,X3 3.0sd,X33.0si	2003-2016	SVS Language processing system	√	√	√	√		
X Series_X3_E83	X3 2.0d,X3 2.0i,X3 2.5i,X3 2.5si,X33.0d,X3 3.0i,X3 3.0sd,X33.0si	2003-2016	SVT Servotronic						



X Series_X3_E83	X3 2.0d,X3 2.0i,X3 2.5i,X3 2.5si,X33.0d,X3 3.0i,X3 3.0sd,X33.0si	2003-2016	SZL Switch center,steering column	√	√	√	√	√	√
X Series_X3_E83	X3 2.0d,X3 2.0i,X3 2.5i,X3 2.5si,X33.0d,X3 3.0i,X3 3.0sd,X33.0si	2003-2016	SZM Switching center,center console	√	√	√	√	√	√
X Series_X3_E83	X3 2.0d,X3 2.0i,X3 2.5i,X3 2.5si,X33.0d,X3 3.0i,X3 3.0sd,X33.0si	2003-2016	Short test	√	√	√			
X Series_X3_E83	X3 2.0d,X3 2.0i,X3 2.5i,X3 2.5si,X33.0d,X3 3.0i,X3 3.0sd,X33.0si	2003-2016	TCU Telematic Control Unit	√	√	√	√	√	√
X Series_X3_E83	X3 2.0d,X3 2.0i,X3 2.5i,X3 2.5si,X33.0d,X3 3.0i,X3 3.0sd,X33.0si	2003-2016	TEL Telephone	√	√	√	√		
X Series_X3_E83	X3 2.0d,X3 2.0i,X3 2.5i,X3 2.5si,X33.0d,X3 3.0i,X3 3.0sd,X33.0si	2003-2016	TMBF Door module,front passenger	√	√	√	√	√	√
X Series_X3_E83	X3 2.0d,X3 2.0i,X3 2.5i,X3 2.5si,X33.0d,X3 3.0i,X3 3.0sd,X33.0si	2003-2016	TMBFH Door module,passenger'sside,rear	√	√	√	√		
X Series_X3_E83	X3 2.0d,X3 2.0i,X3 2.5i,X3 2.5si,X33.0d,X3 3.0i,X3 3.0sd,X33.0si	2003-2016	TMBFT Door module,passenger door	√	√	√	√		
X Series_X3_E83	X3 2.0d,X3 2.0i,X3 2.5i,X3 2.5si,X33.0d,X3 3.0i,X3 3.0sd,X33.0si	2003-2016	TMFA Door module,driver	√	√	√	√	√	√
X Series_X3_E83	X3 2.0d,X3 2.0i,X3 2.5i,X3 2.5si,X33.0d,X3 3.0i,X3 3.0sd,X33.0si	2003-2016	TMFAH Door module,driver'sside,rear	√	√	√	√		
X Series_X3_E83	X3 2.0d,X3 2.0i,X3 2.5i,X3 2.5si,X33.0d,X3 3.0i,X3 3.0sd,X33.0si	2003-2016	TMFAT Door module,driver's door	√	√	√	√		
X Series_X3_E83	X3 2.0d,X3 2.0i,X3 2.5i,X3 2.5si,X33.0d,X3 3.0i,X3 3.0sd,X33.0si	2003-2016	TR SVC All round view camera	√	√	√	√	√	√
X Series_X3_E83	X3 2.0d,X3 2.0i,X3 2.5i,X3 2.5si,X33.0d,X3 3.0i,X3 3.0sd,X33.0si	2003-2016	ULF Universal charging and hands-free facility	√	√	√	√	√	√
X Series_X3_E83	X3 2.0d,X3 2.0i,X3 2.5i,X3 2.5si,X33.0d,X3 3.0i,X3 3.0sd,X33.0si	2003-2016	ULF-SBX-H Interface box High	√	√	√	√	√	√
X Series_X3_E83	X3 2.0d,X3 2.0i,X3 2.5i,X3 2.5si,X33.0d,X3 3.0i,X3 3.0sd,X33.0si	2003-2016	VDM Vertical Dynamics Management	√	√	√	√	√	√
X Series_X3_E83	X3 2.0d,X3 2.0i,X3 2.5i,X3 2.5si,X33.0d,X3 3.0i,X3 3.0sd,X33.0si	2003-2016	VID Video module	√	√	√			
X Series_X3_E83	X3 2.0d,X3 2.0i,X3 2.5i,X3 2.5si,X33.0d,X3 3.0i,X3 3.0sd,X33.0si	2003-2016	VM Video Module	√	√	√	√	√	√
X Series_X3_E83	X3 2.0d,X3 2.0i,X3 2.5i,X3 2.5si,X33.0d,X3 3.0i,X3 3.0sd,X33.0si	2003-2016	VSW Video switch	√	√	√	√	√	√
X Series_X3_E83	X3 2.0d,X3 2.0i,X3 2.5i,X3 2.5si,X33.0d,X3 3.0i,X3 3.0sd,X33.0si	2003-2016	VTC Valvetronic	√	√	√			
X Series_X3_E83	X3 2.0d,X3 2.0i,X3 2.5i,X3 2.5si,X33.0d,X3 3.0i,X3 3.0sd,X33.0si	2003-2016	VTC2 Valvetronic 2	√	√	√			
X Series_X3_E83	X3 2.0d,X3 2.0i,X3 2.5i,X3 2.5si,X33.0d,X3 3.0i,X3 3.0sd,X33.0si	2003-2016	VTG Transfer case	√	√	√	√	√	√
X Series_X3_E83	X3 2.0d,X3 2.0i,X3 2.5i,X3 2.5si,X33.0d,X3 3.0i,X3 3.0sd,X33.0si	2003-2016	WIM Wiper module	√	√	√	√	√	√
X Series_X3_E83	X3 2.0d,X3 2.0i,X3 2.5i,X3 2.5si,X33.0d,X3 3.0i,X3 3.0sd,X33.0si	2003-2016	ZGM Central Gateway Module	√	√	√	√	√	√



X Series_X3_E83	X3 2.0d,X3 2.0i,X3 2.5i,X3 2.5si,X33.0d,X3 3.0i,X3 3.0sd,X33.0si	2003-2016	ZKE Central body electronics BC 1	√	√	√	√	√	√
X Series_X3_E83	X3 2.0d,X3 2.0i,X3 2.5i,X3 2.5si,X33.0d,X3 3.0i,X3 3.0sd,X33.0si	2003-2016	ZKE/GM (Central body electronics/GM base module)	√	√	√	√	√	√
X Series_X3_F25	Any	Any	ABS/ASC/DSC (Dynamic Stability Control)	√	√	√	√	√	√
X Series_X3_F26	Any	Any	ACC Active cruise control	√	√	√	√	√	√
X Series_X3_F27	Any	Any	ACC/ACC2 Active Cruise Control	√	√	√			
X Series_X3_F28	Any	Any	ACSM Crash Safety Module	√	√	√	√	√	√
X Series_X3_F29	Any	Any	ACSM/MRS Crash Safety Module	√	√	√	√		
X Series_X3_F30	Any	Any	AHL Adaptive directional headlights	√	√	√	√	√	√
X Series_X3_F31	Any	Any	AHM Trailer module	√	√	√	√	√	√
X Series_X3_F32	Any	Any	AL active front steering (AFS70)	√	√	√	√		
X Series_X3_F33	Any	Any	AL active steering	√	√	√	√	√	√
X Series_X3_F34	Any	Any	ALBBF Active backrest width,front passenger	√	√	√	√		
X Series_X3_F35	Any	Any	ALBFA Active backrest width,driver	√	√	√	√		
X Series_X3_F36	Any	Any	AMP Amplifier	√	√	√	√	√	√
X Series_X3_F37	Any	Any	AMPH Hi-Fi amplifier	√	√	√	√	√	√
X Series_X3_F38	Any	Any	AMPT Top Hi-Fi amplifier	√	√	√	√	√	√
X Series_X3_F39	Any	Any	ANT Antenna/antenna tuner	√	√	√	√	√	√
X Series_X3_F40	Any	Any	ARS Dynamic Drive	√	√	√	√	√	√
X Series_X3_F41	Any	Any	ARS Dynamic Drive 2	√	√	√	√	√	√
X Series_X3_F42	Any	Any	ASK Audio system controller	√	√	√	√	√	√
X Series_X3_F43	Any	Any	BM On-board monitor						
X Series_X3_F44	Any	Any	BM/MIR (On-board monitor/Multi-Information Radio)	√	√	√	√	√	√
X Series_X3_F45	Any	Any	BZM Control center, center console	√	√	√	√	√	√
X Series_X3_F46	Any	Any	CA Comfort Access	√	√	√	√	√	√
X Series_X3_F47	Any	Any	CAN / byteflight	√	√	√			
X Series_X3_F48	Any	Any	CAN communication analysis	√	√	√			
X Series_X3_F49	Any	Any	CAS Car Access System	√	√	√	√	√	√
X Series_X3_F50	Any	Any	CCC-A Applications	√	√	√	√	√	√
X Series_X3_F51	Any	Any	CCC-ANT Aerial tuner	√	√	√	√	√	√
X Series_X3_F52	Any	Any	CCC-ASK Audio system controller	√	√	√	√	√	√
X Series_X3_F53	Any	Any	CCC-GW Gateway	√	√	√	√	√	√
X Series_X3_F54	Any	Any	CD Control Display	√	√	√	√		
X Series_X3_F55	Any	Any	CD-GW Control Display(Gateway)	√	√	√	√	√	√
X Series_X3_F56	Any	Any	CDC CD Changer	√	√	√	√	√	√
X Series_X3_F57	Any	Any	CEM Clean Energy Module	√	√	√	√		
X Series_X3_F58	Any	Any	CHAMP-BO User interface X	√	√	√	√		
X Series_X3_F59	Any	Any	CHAMP-GW Gateway X	√	√	√	√		
X Series_X3_F60	Any	Any	CIC User interface	√	√	√	√	√	√
X Series_X3_F61	Any	Any	CIC-GW Gateway	√	√	√	√	√	√
X Series_X3_F62	Any	Any	CHAMP Car headunit column	√	√	√	√	√	√

X Series X3 F63	Any	Any	CID Central Information Display	√	√	√	√	√	√
X Series X3 F64	Any	Any	CIM Chassis integration Module	√	√	√	√	√	√
X Series X3 F65	Any	Any	CON Controller	√	√	√	√	√	√
X Series X3 F66	Any	Any	CVM Convertible top module	√	√	√	√	√	√
X Series X3 F67	Any	Any	DAB Digital tuner	√	√	√	√	√	√
X Series X3 F68	Any	Any	DDE Diesel Electronics	√	√	√	√	√	√
X Series_X3_F69	Any	Any	DME Digital Engine/Gearbox Electronics 2	√	√	√	√	√	√
X Series X3 F70	Any	Any	DME Digital Motor Electronics	√	√	√	√	√	√
X Series X3 F71	Any	Any	DME Motor Electronics	√	√	√	√	√	√
X Series X3 F72	Any	Any	DME/DDE (Motor/Diesel Electronics)	√	√	√	√	√	√
X Series X3 F73	Any	Any	DME/DDE Motor Electronics	√	√	√	√	√	√
X Series X3 F74	Any	Any	DME2/DME2 Digital motor electronics 2	√	√	√	√	√	√
X Series X3 F75	Any	Any	DSC Dynamic Stability Control	√	√	√	√	√	√
X Series X3 F76	Any	Any	DSC(Bosch)Dynamic Stability Control	√	√	√	√	√	√
X Series X3 F77	Any	Any	DSP Digital Sound Processor						
X Series X3 F78	Any	Any	DVD CD Changer	√	√	√	√		
X Series X3 F79	Any	Any	DVD-C DVD changer	√	√	√	√	√	√
X Series X3 F80	Any	Any	DVDC DVD Changer	√	√	√	√	√	√
X Series X3 F81	Any	Any	DWA antitheft alarm system	√	√	√	√	√	√
X Series X3 F82	Any	Any	EDC Damper Control	√	√	√	√	√	√
X Series X3 F83	Any	Any	EDC Electronic Damper Control	√	√	√	√	√	√
X Series_X3_F84	Any	Any	EDCSHL Damper satellite, rear left	√	√	√	√	√	√
X Series X3 F85	Any	Any	EDCSHR Damper satellite, rear right	√	√	√	√	√	√
X Series X3 F86	Any	Any	EDCSVL Damper satellite, front left	√	√	√	√	√	√
X Series X3 F87	Any	Any	EDCSVR Damper satellite, front right	√	√	√	√	√	√
X Series X3 F88	Any	Any	EGS 6HPTU transmission control	√	√	√	√	√	√
X Series X3 F89	Any	Any	EGS transmission management	√	√	√	√	√	√
X Series X3 F90	Any	Any	EHC Electronic Height Control	√	√	√	√	√	√
X Series X3 F91	Any	Any	EHC Electronic Ride-Height Control	√	√	√	√	√	√
X Series X3 F92	Any	Any	EHC Ride level(Height) Control	√	√	√	√	√	√
X Series_X3_F93	Any	Any	EHC/EHC2 (Electronic ride-level control)	√	√	√	√	√	√
X Series_X3_F94	Any	Any	EHPS Electro-hydraulic steering assistance	√	√	√	√	√	√
X Series X3 F95	Any	Any	EKP Fuel pump	√	√	√	√	√	√
X Series_X3_F96	Any	Any	EKPS Fuel pump	√	√	√	√	√	√
X Series X3 F97	Any	Any	EKPS Fuel-pump control	√	√	√	√	√	√
X Series X3 F98	Any	Any	EMF Parking brake	√	√	√	√	√	√
X Series X3 F99	Any	Any	EML Electronic engine-power control	√	√	√			
X Series X3 F100	Any	Any	EPS Electronic Power Steering	√	√	√	√	√	√
X Series X3 F101	Any	Any	EWS Electronic immobilizer	√	√	√	√		
X Series X3 F102	Any	Any	EWS Vehicle immobilizer	√	√	√	√		
X Series X3 F103	Any	Any	FBI Flexible Bus Interface	√	√	√	√		

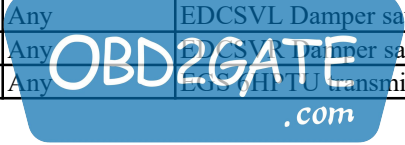
X Series_X3_F104	Any	Any	FBZM Rear compartment,controlcenter,center console	√	√	√	√	√	√
X Series_X3_F105	Any	Any	FCON Rear compartment controller	√	√	√	√	√	√
X Series_X3_F106	Any	Any	FD Rear-cabin display	√	√	√	√		
X Series_X3_F107	Any	Any	FD Rear-compartment display	√	√	√	√	√	√
X Series_X3_F108	Any	Any	FD2 Rear-compartment display2	√	√	√	√	√	√
X Series_X3_F109	Any	Any	FID Read-compartment information display	√	√	√			
X Series_X3_F110	Any	Any	FKA Rear heater/air conditioning	√	√	√	√	√	√
X Series_X3_F111	Any	Any	FKA Rear-cabin automatic A/C	√	√	√	√	√	√
X Series_X3_F112	Any	Any	FKA Rear-compartment air conditioning	√	√	√	√	√	√
X Series_X3_F113	Any	Any	FLA High Beam Assist	√	√	√	√	√	√
X Series_X3_F114	Any	Any	FRM Footwell module	√	√	√	√	√	√
X Series_X3_F115	Any	Any	FRM/FRM2 Footwell module	√	√	√	√	√	√
X Series_X3_F116	Any	Any	FRM2 Footwell module 2	√	√	√	√	√	√
X Series_X3_F117	Any	Any	FZD Function centre,roof	√	√	√	√	√	√
X Series_X3_F118	Any	Any	GR Cruise control	√	√	√			
X Series_X3_F119	Any	Any	GWS Gear selector switch	√	√	√	√	√	√
X Series_X3_F120	Any	Any	HKL Rear-lid lift	√	√	√	√	√	√
X Series_X3_F121	Any	Any	HKL Rear-lid module X	√	√	√	√		
X Series_X3_F122	Any	Any	ICM Integrated Chassis Management	√	√	√	√	√	√
X Series_X3_F123	Any	Any	ICM Integronic Power Steering	√	√	√	√	√	√
X Series_X3_F124	Any	Any	IHKA Heater/automatic A/C control	√	√	√	√	√	√
X Series_X3_F125	Any	Any	IHKA Integrated automatic heating/air conditioning	√	√	√	√	√	√
X Series_X3_F126	Any	Any	IHKA Integrated heating /air conditioning	√	√	√	√	√	√
X Series_X3_F127	Any	Any	IHKA/IHKR Integrated heating/air conditioning	√	√	√	√	√	√
X Series_X3_F128	Any	Any	IHKS Integrated heating/air-conditioning control	√	√	√	√	√	√
X Series_X3_F129	Any	Any	IHS Heater control	√	√	√	√	√	√
X Series_X3_F130	Any	Any	INSTR Instrument cluster	√	√	√	√	√	√
X Series_X3_F131	Any	Any	JBE Junction-box electronics	√	√	√	√	√	√
X Series_X3_F132	Any	Any	JBE2 Junction Box electronics 2	√	√	√	√	√	√
X Series_X3_F133	Any	Any	JNAV Navigation system,Japan	√	√	√	√	√	√
X Series_X3_F134	Any	Any	KBM Body basic module	√	√	√	√	√	√
X Series_X3_F135	Any	Any	KGM Body Gateway Module	√	√	√	√	√	√
X Series_X3_F136	Any	Any	KHI Headphones interface	√	√	√	√	√	√
X Series_X3_F137	Any	Any	KNAV Navigation system,Korea	√	√	√	√	√	√
X Series_X3_F138	Any	Any	KOM Instrument cluster	√	√	√	√	√	√
X Series_X3_F139	Any	Any	KOM/IKE/IKI/INSTR(Instrument cluster)	√	√	√	√	√	√
X Series_X3_F140	Any	Any	KOMB12 additional Instruments						
X Series_X3_F141	Any	Any	LEW Steering angle sensor	√	√	√	√		
X Series_X3_F142	Any	Any	LEW/LEWS(Steering angle sensor)	√	√	√	√		

X Series X3 F143	Any	Any	LM Lights Module	√	√	√	√	√	√
X Series X3 F144	Any	Any	LM Lights module 2	√	√	√	√	√	√
X Series X3 F145	Any	Any	LM2 Lights module 2	√	√	√	√	√	√
X Series_X3_F146	Any	Any	LRA Automatic headlight vertical aim control	√	√	√			
X Series X3 F147	Any	Any	LRA Headlight vertical aim control	√	√	√	√	√	√
X Series X3 F148	Any	Any	LRR Long Range Radar	√	√	√			
X Series X3 F149	Any	Any	LSZ/LCM (Lights switching center)	√	√	√	√	√	√
X Series X3 F150	Any	Any	M-ASK-BO User interface	√	√	√	√	√	√
X Series X3 F151	Any	Any	M-ASK-GW Gateway	√	√	√	√	√	√
X Series X3 F152	Any	Any	M-ASK-NAV Navigation system	√	√	√	√	√	√
X Series_X3_F153	Any	Any	MFL Multifunction steering wheel I	√	√	√	√		
X Series X3 F154	Any	Any	MID Multi Information Display	√	√	√			
X Series X3 F155	Any	Any	MPM Micro-power module	√	√	√	√	√	√
X Series X3 F156	Any	Any	MRS Multiple Restraint System	√	√	√	√		
X Series X3 F157	Any	Any	MRS/AirBag (Multiple Restraint System)	√	√	√			
X Series X3 F158	Any	Any	MRS/AirBag(Multiple Restraint System)	√	√	√			
X Series_X3_F159	Any	Any	MRS/AirBag/SIM (Multiple Restraint System)	√	√	√	√	√	√
X Series X3 F160	Any	Any	NAV Navigation computer	√	√	√	√		
X Series X3 F161	Any	Any	NAV Navigation computer, Europe	√	√	√	√		
X Series X3 F162	Any	Any	NAV Navigation system	√	√	√	√	√	√
X Series X3 F163	Any	Any	NVE Night Vision Electronics	√	√	√	√	√	√
X Series X3 F164	Any	Any	NVK Night vision camera	√	√	√	√	√	√
X Series X3 F165	Any	Any	PDC Park Distance Control	√	√	√	√	√	√
X Series_X3_F166	Any	Any	PM Power module	√	√	√	√	√	√
X Series_X3_F167	Any	Any	QMVHL Lateral-moment distribution,rear axle	√	√	√	√	√	√
X Series X3 F168	Any	Any	RAD Radio	√	√	√	√	√	√
X Series X3 F169	Any	Any	RAD2-BO User interface	√	√	√	√	√	√
X Series X3 F170	Any	Any	RAD2-GW Gateway	√	√	√	√		
X Series X3 F171	Any	Any	RAD2-GW Gateway	√	√	√	√	√	√
X Series X3 F172	Any	Any	RDC Tire pressure control	√	√	√	√		
X Series X3 F173	Any	Any	RDC/RDW Tyre pressure check	√	√	√	√		
X Series X3 F174	Any	Any	RFK Reversing camera	√	√	√	√	√	√
X Series_X3_F175	Any	Any	RLS Rain/Light Sensor	√	√	√	√		
X Series_X3_F176	Any	Any	RLS/AIC (Rain/Light Sensor/Automatic interval Control)	√	√	√	√		
X Series_X3_F177	Any	Any	RLSS Rain/light solar sensor	√	√	√	√	√	√
X Series X3 F178	Any	Any	RLSS Solar Rain/Light Sensor	√	√	√	√	√	√
X Series X3 F179	Any	Any	RSE Rear Seat Entertainment	√	√	√	√	√	√
X Series X3 F180	Any	Any	RSE Rear seat entertainment	√	√	√	√	√	√
X Series X3 F181	Any	Any	SASL Satellite,A-pillar,left	√	√	√	√		
X Series X3 F182	Any	Any	SASR Satellite,A-pillar,right	√	√	√	√		
X Series X3 F183	Any	Any	SASL Satellite,B-pillar,left	√	√	√	√		

X Series X3 F184	Any	Any	SBSR Satellite,B-pillar,right	√	√	√	√		
X Series X3 F185	Any	Any	SBSR Satellite,B-pillar,right	√	√	√	√	√	√
X Series X3 F186	Any	Any	SDARS Satellite tuner (US)	√	√	√	√	√	√
X Series X3 F187	Any	Any	SEC1 Supplementary control unit 1	√	√	√			
X Series X3 F188	Any	Any	SEC2 Supplementary control unit 2	√	√	√			
X Series X3 F189	Any	Any	SFZ Satellite vehicle center	√	√	√	√		
X Series_X3_F190	Any	Any	SG-FD Control unit,rear-compartment display	√	√	√	√		
X Series_X3_F191	Any	Any	SG-FD-GW Control unit,rear-compartment display(gateway)	√	√	√	√	√	√
X Series_X3_F192	Any	Any	SGM-SIM Safety and Gateway Module(SIM)	√	√	√	√	√	√
X Series_X3_F193	Any	Any	SGM-ZGM Safety and Gateway Module(ZGM)	√	√	√			
X Series X3 F194	Any	Any	SHD Slide/tilt sunroof 2	√	√	√	√	√	√
X Series X3 F195	Any	Any	SHD Sliding/tilting sunroof	√	√	√	√	√	√
X Series X3 F196	Any	Any	SHD Sliding/tilting sunroof module	√	√	√	√	√	√
X Series X3 F197	Any	Any	SHD Sliding/tilting sunroof	√	√	√			
X Series X3 F198	Any	Any	SHZH Independent/auxiliary heater	√	√	√	√	√	√
X Series X3 F199	Any	Any	SIM Safety and information module	√	√	√	√	√	√
X Series X3 F200	Any	Any	SINE Siren and tilt sensor	√	√	√	√		
X Series X3 F201	Any	Any	SINE Siren with tilt sensor	√	√	√	√	√	√
X Series X3 F202	Any	Any	SMBF Seat module,passenger	√	√	√	√	√	√
X Series_X3_F203	Any	Any	SMBFH Seat module,passenger'sside,rear	√	√	√	√	√	√
X Series X3 F204	Any	Any	SMF/SM/SLM (Seat memory,driver)	√	√	√	√	√	√
X Series X3 F205	Any	Any	SMFA Seat module,driver	√	√	√	√	√	√
X Series X3 F206	Any	Any	SMFAH Seat module,driver'sside,rear	√	√	√	√	√	√
X Series X3 F207	Any	Any	SPMBT Mirror memory,passenger	√	√	√	√	√	√
X Series X3 F208	Any	Any	SPMFT Mirror memory,driver	√	√	√	√	√	√
X Series X3 F209	Any	Any	SSBF Satellite,seat,passenger	√	√	√	√		
X Series X3 F210	Any	Any	SSFA Satellite,seat,driver	√	√	√	√		
X Series X3 F211	Any	Any	SSH Satellite,seat,rear	√	√	√	√	√	√
X Series_X3_F212	Any	Any	STH park heating						
X Series_X3_F213	Any	Any	STVL Satellite,door,front left	√	√	√	√		
X Series_X3_F214	Any	Any	STVR Satellite,door,front right	√	√	√	√		
X Series_X3_F215	Any	Any	SVS Language processing system	√	√	√	√		
X Series_X3_F216	Any	Any	SVT Servotronic						
X Series_X3_F217	Any	Any	SZL Switch center,steering column	√	√	√	√	√	√
X Series_X3_F218	Any	Any	SZM Switching center,center console	√	√	√	√	√	√
X Series_X3_F219	Any	Any	Short test	√	√	√			
X Series_X3_F220	Any	Any	TCU Telematic Control Unit	√	√	√	√	√	√
X Series_X3_F221	Any	Any	TEL Telephone	√	√	√	√		
X Series_X3_F222	Any	Any	TMPE Door module,front passenger	√	√	√	√	√	√

X Series_X3_F223	Any	Any	TMBFH Door module,passenger'sside,rear	√	√	√	√		
X Series_X3_F224	Any	Any	TMBFT Door module,passenger door	√	√	√	√		
X Series_X3_F225	Any	Any	TMFA Door module,driver	√	√	√	√	√	√
X Series_X3_F226	Any	Any	TMFAH Door module,driver'sside,rear	√	√	√	√		
X Series_X3_F227	Any	Any	TMFAT Door module,driver's door	√	√	√	√		
X Series_X3_F228	Any	Any	TR SVC All round view camera	√	√	√	√	√	√
X Series_X3_F229	Any	Any	ULF Universal charging and hands-free facility	√	√	√	√	√	√
X Series_X3_F230	Any	Any	ULF-SBX-H Interface box High	√	√	√	√	√	√
X Series_X3_F231	Any	Any	VDM Vertical Dynamics Management	√	√	√	√	√	√
X Series_X3_F232	Any	Any	VID Video module	√	√	√			
X Series_X3_F233	Any	Any	VM Video Module	√	√	√	√	√	√
X Series_X3_F234	Any	Any	VSW Video switch	√	√	√	√	√	√
X Series_X3_F235	Any	Any	VTC Valvetronic	√	√	√			
X Series_X3_F236	Any	Any	VTC2 Valvetronic 2	√	√	√			
X Series_X3_F237	Any	Any	VTG Transfer case	√	√	√	√	√	√
X Series_X3_F238	Any	Any	WIM Wiper module	√	√	√	√	√	√
X Series_X3_F239	Any	Any	ZGM Central Gateway Module	√	√	√	√	√	√
X Series_X3_F240	Any	Any	ZKE Central body electronics BC 1	√	√	√	√	√	√
X Series_X3_F241	Any	Any	ZKE/GM (Central body electronics/GM base module)	√	√	√	√	√	√
X Series_X4_F26	Any	Any	ABS/ASC/DSC (Dynamic Stability Control)	√	√	√	√	√	√
X Series_X4_F26	Any	Any	ACC Active cruise control	√	√	√	√	√	√
X Series_X4_F26	Any	Any	ACC/ACC2 Active Cruise Control	√	√	√			
X Series_X4_F26	Any	Any	ACSM Crash Safety Module	√	√	√	√	√	√
X Series_X4_F26	Any	Any	ACSM/MRS Crash Safety Module	√	√	√	√		
X Series_X4_F26	Any	Any	AHL Adaptive directional headlights	√	√	√	√	√	√
X Series_X4_F26	Any	Any	AHM Trailer module	√	√	√	√	√	√
X Series_X4_F26	Any	Any	AL active front steering (AFS70)	√	√	√	√		
X Series_X4_F26	Any	Any	AL active steering	√	√	√	√	√	√
X Series_X4_F26	Any	Any	ALBBF Active backrest width,front passenger	√	√	√	√		
X Series_X4_F26	Any	Any	ALBFA Active backrest width,driver	√	√	√	√		
X Series_X4_F26	Any	Any	AMP Amplifier	√	√	√	√	√	√
X Series_X4_F26	Any	Any	AMPH Hi-Fi amplifier	√	√	√	√	√	√
X Series_X4_F26	Any	Any	AMPT Top Hi-Fi amplifier	√	√	√	√	√	√
X Series_X4_F26	Any	Any	ANT Antenna/antenna tuner	√	√	√	√	√	√
X Series_X4_F26	Any	Any	ARS Dynamic Drive	√	√	√	√	√	√
X Series_X4_F26	Any	Any	ARS Dynamic Drive 2	√	√	√	√	√	√
X Series_X4_F26	Any	Any	ASK Audio system controller	√	√	√	√	√	√
X Series_X4_F26	Any	Any	BM On-board monitor						
X Series_X4_F26	Any	Any	BM/MIR (On-board monitor/Multi-Information Radio)	√	√	√	√	√	√

X Series X4 F26	Any	Any	BZM Control center, center console	√	√	√	√	√	√
X Series X4 F26	Any	Any	CA Comfort Access	√	√	√	√	√	√
X Series X4 F26	Any	Any	CAN / byteflight	√	√	√			
X Series X4 F26	Any	Any	CAN communication analysis	√	√	√			
X Series X4 F26	Any	Any	CAS Car Access System	√	√	√	√	√	√
X Series X4 F26	Any	Any	CCC-A Applications	√	√	√	√	√	√
X Series X4 F26	Any	Any	CCC-ANT Aerial tuner	√	√	√	√	√	√
X Series X4 F26	Any	Any	CCC-ASK Audio system controller	√	√	√	√	√	√
X Series X4 F26	Any	Any	CCC-GW Gateway	√	√	√	√	√	√
X Series X4 F26	Any	Any	CD Control Display	√	√	√	√		
X Series X4 F26	Any	Any	CD-GW Control Display(Gateway)	√	√	√	√	√	√
X Series X4 F26	Any	Any	CDC CD Changer	√	√	√	√	√	√
X Series X4 F26	Any	Any	CEM Clean Energy Module	√	√	√	√		
X Series X4 F26	Any	Any	CHAMP-BO User interface X	√	√	√	√		
X Series X4 F26	Any	Any	CHAMP-GW Gateway X	√	√	√	√		
X Series X4 F26	Any	Any	CIC User interface	√	√	√	√	√	√
X Series X4 F26	Any	Any	CIC-GW Gateway	√	√	√	√	√	√
X Series X4 F26	Any	Any	CIC/CHAMP Car headunit column	√	√	√	√	√	√
X Series X4 F26	Any	Any	CID Central Information Display	√	√	√	√	√	√
X Series X4 F26	Any	Any	CIM Chassis integration Module	√	√	√	√	√	√
X Series X4 F26	Any	Any	CON Controller	√	√	√	√	√	√
X Series X4 F26	Any	Any	CVM Convertible top module	√	√	√	√	√	√
X Series X4 F26	Any	Any	DAB Digital tuner	√	√	√	√	√	√
X Series X4 F26	Any	Any	DDE Diesel Electronics	√	√	√	√	√	√
X Series_X4_F26	Any	Any	DME Digital Engine/Gearbox Electronics 2	√	√	√	√	√	√
X Series X4 F26	Any	Any	DME Digital Motor Electronics	√	√	√	√	√	√
X Series X4 F26	Any	Any	DME Motor Electronics	√	√	√	√	√	√
X Series X4 F26	Any	Any	DME/DDE (Motor/Diesel Electronics)	√	√	√	√	√	√
X Series X4 F26	Any	Any	DME/DDE Motor Electronics	√	√	√	√	√	√
X Series X4 F26	Any	Any	DME2/DME2 Digital motor electronics 2	√	√	√	√	√	√
X Series X4 F26	Any	Any	DSC Dynamic Stability Control	√	√	√	√	√	√
X Series_X4_F26	Any	Any	DSC(Bosch)Dynamic Stability Control	√	√	√	√	√	√
X Series X4 F26	Any	Any	DSP Digital Sound Processor						
X Series X4 F26	Any	Any	DVD CD Changer	√	√	√	√		
X Series X4 F26	Any	Any	DVD-C DVD changer	√	√	√	√	√	√
X Series X4 F26	Any	Any	DVDC DVD Changer	√	√	√	√	√	√
X Series X4 F26	Any	Any	DWA antitheft alarm system	√	√	√	√	√	√
X Series X4 F26	Any	Any	EDC Damper Control	√	√	√	√	√	√
X Series X4 F26	Any	Any	EDC Electronic Damper Control	√	√	√	√	√	√
X Series X4 F26	Any	Any	EDCSHL Damper satellite, rear left	√	√	√	√	√	√
X Series X4 F26	Any	Any	EDCSHR Damper satellite, rear right	√	√	√	√	√	√
X Series X4 F26	Any	Any	EDCSVL Damper satellite, front left	√	√	√	√	√	√
X Series X4 F26	Any	Any	EDCSVR Damper satellite, front right	√	√	√	√	√	√
X Series X4 F26	Any	Any	ESB/HTU transmission control	√	√	√	√	√	√





X Series X4 F26	Any	Any	EGS transmission management	√	√	√	√	√	√
X Series X4 F26	Any	Any	EHC Electronic Height Control	√	√	√	√	√	√
X Series X4 F26	Any	Any	EHC Electronic Ride-Height Control	√	√	√	√	√	√
X Series X4 F26	Any	Any	EHC Ride level(Height) Control	√	√	√	√	√	√
X Series X4 F26	Any	Any	EHC/EHC2 (Electronic ride-level control)	√	√	√	√	√	√
X Series_X4_F26	Any	Any	EHPS Electro-hydraulic steering assistance	√	√	√	√	√	√
X Series X4 F26	Any	Any	EKP Fuel pump	√	√	√	√	√	√
X Series X4 F26	Any	Any	EKPS Fuel pump	√	√	√	√	√	√
X Series X4 F26	Any	Any	EKPS Fuel-pump control	√	√	√	√	√	√
X Series X4 F26	Any	Any	EMF Parking brake	√	√	√	√	√	√
X Series_X4_F26	Any	Any	EML Electronic engine-power control	√	√	√			
X Series X4 F26	Any	Any	EPS Electronic Power Steering	√	√	√	√	√	√
X Series X4 F26	Any	Any	EWS Electronic immobilizer	√	√	√	√		
X Series X4 F26	Any	Any	EWS Vehicle immobilizer	√	√	√	√		
X Series X4 F26	Any	Any	FBI Flexible Bus Interface	√	√	√	√		
X Series_X4_F26	Any	Any	FBZM Rear compartment,controlcenter,center console	√	√	√	√	√	√
X Series X4 F26	Any	Any	FCON Rear compartment controller	√	√	√	√	√	√
X Series X4 F26	Any	Any	FD Rear-cabin display	√	√	√	√		
X Series X4 F26	Any	Any	FD Rear-compartment display	√	√	√	√	√	√
X Series X4 F26	Any	Any	FD2 Rear-compartment display2	√	√	√	√	√	√
X Series_X4_F26	Any	Any	FID Read-compartment information display	√	√	√			
X Series X4 F26	Any	Any	FKA Rear heater/air conditioning	√	√	√	√	√	√
X Series_X4_F26	Any	Any	FKA Rear-cabin automatic A/C	√	√	√	√	√	√
X Series X4 F26	Any	Any	FKA Rear-compartment air conditioning	√	√	√	√	√	√
X Series X4 F26	Any	Any	FLA High Beam Assist	√	√	√	√	√	√
X Series X4 F26	Any	Any	FRM Footwell module	√	√	√	√	√	√
X Series_X4_F26	Any	Any	FRM/FRM2 Footwell module	√	√	√	√	√	√
X Series X4 F26	Any	Any	FRM2 Footwell module 2	√	√	√	√	√	√
X Series X4 F26	Any	Any	FZD Function centre,roof	√	√	√	√	√	√
X Series X4 F26	Any	Any	GR Cruise control	√	√	√			
X Series X4 F26	Any	Any	GWS Gear selector switch	√	√	√	√	√	√
X Series X4 F26	Any	Any	HKL Rear-lid lift	√	√	√	√	√	√
X Series_X4_F26	Any	Any	HKL Rear-lid module X	√	√	√	√		
X Series_X4_F26	Any	Any	ICM Integrated Chassis Management	√	√	√	√	√	√
X Series X4 F26	Any	Any	ICM Integronic Power Steering	√	√	√	√	√	√
X Series_X4_F26	Any	Any	IHKA Heater/automatic A/C control	√	√	√	√	√	√
X Series_X4_F26	Any	Any	IHKA Integrated automatic heating/air conditioning	√	√	√	√	√	√
X Series X4 F26	Any	Any	IHKA Integrated heating /air conditioning	√	√	√	√	√	√
X Series_X4_F26	Any	Any	IHK A/IHK R Integrated heating/air conditioning	√	√	√	√	√	√

X Series_X4_F26	Any	Any	IHKS Integrated heating/air-conditioning control	√	√	√	√	√	√
X Series_X4_F26	Any	Any	IHS Heater control	√	√	√	√	√	√
X Series_X4_F26	Any	Any	INSTR Instrument cluster	√	√	√	√	√	√
X Series_X4_F26	Any	Any	JBE Junction-box electronics	√	√	√	√	√	√
X Series_X4_F26	Any	Any	JBE2 Junction Box electronics 2	√	√	√	√	√	√
X Series_X4_F26	Any	Any	JNAV Navigation system,Japan	√	√	√	√	√	√
X Series_X4_F26	Any	Any	KBM Body basic module	√	√	√	√	√	√
X Series_X4_F26	Any	Any	KGM Body Gateway Module	√	√	√	√	√	√
X Series_X4_F26	Any	Any	KHI Headphones interface	√	√	√	√	√	√
X Series_X4_F26	Any	Any	KNAV Navigation system,Korea	√	√	√	√	√	√
X Series_X4_F26	Any	Any	KOM Instrument cluster	√	√	√	√	√	√
X Series_X4_F26	Any	Any	KOM/IKI/IKI/INSTR(Instrument cluster)	√	√	√	√	√	√
X Series_X4_F26	Any	Any	KOMBI2 additional Instruments						
X Series_X4_F26	Any	Any	LEW Steering-angle sensor	√	√	√	√		
X Series_X4_F26	Any	Any	LEW/LWS (Steering angle sensor)	√	√	√	√		
X Series_X4_F26	Any	Any	LM Lights Module	√	√	√	√	√	√
X Series_X4_F26	Any	Any	LM Lights module 2	√	√	√	√	√	√
X Series_X4_F26	Any	Any	LM2 Lights module 2	√	√	√	√	√	√
X Series_X4_F26	Any	Any	LRA Automatic headlight vertical aim control	√	√	√			
X Series_X4_F26	Any	Any	LRA Headlight vertical aim control	√	√	√	√	√	√
X Series_X4_F26	Any	Any	LRR Long Range Radar	√	√	√			
X Series_X4_F26	Any	Any	LSZ/LCM (Lights switching center)	√	√	√	√	√	√
X Series_X4_F26	Any	Any	M-ASK-BO User interface	√	√	√	√	√	√
X Series_X4_F26	Any	Any	M-ASK-GW Gateway	√	√	√	√	√	√
X Series_X4_F26	Any	Any	M-ASK-NAV Navigation system	√	√	√	√	√	√
X Series_X4_F26	Any	Any	MFL Multifunction steering wheel I	√	√	√	√		
X Series_X4_F26	Any	Any	MID Multi Information Display	√	√	√			
X Series_X4_F26	Any	Any	MPM Micro-power module	√	√	√	√	√	√
X Series_X4_F26	Any	Any	MRS Multiple Restraint System	√	√	√	√		
X Series_X4_F26	Any	Any	MRS/AirBag (Multiple Restraint System)	√	√	√			
X Series_X4_F26	Any	Any	MRS/AirBag(Multiple Restraint System)	√	√	√			
X Series_X4_F26	Any	Any	MRS/AirBag/SIM (Multiple Restraint System)	√	√	√	√	√	√
X Series_X4_F26	Any	Any	NAV Navigation computer	√	√	√	√		
X Series_X4_F26	Any	Any	NAV Navigation computer, Europe	√	√	√	√		
X Series_X4_F26	Any	Any	NAV Navigation system	√	√	√	√	√	√
X Series_X4_F26	Any	Any	NVE Night Vision Electronics	√	√	√	√	√	√
X Series_X4_F26	Any	Any	NVK Night vision camera	√	√	√	√	√	√
X Series_X4_F26	Any	Any	PDC Park Distance Control	√	√	√	√	√	√
X Series_X4_F26	Any	Any	PM Power module	√	√	√	√	√	√
X Series_X4_F26	Any	Any	QMVHL Lateral-moment distribution,rear	√	√	√	√	√	√
X Series_X4_F26	Any	Any	Radio	√	√	√	√	√	√

X Series X4 F26	Any	Any	RAD2-BO User interface	√	√	√	√	√	√
X Series X4 F26	Any	Any	RAD2-GW Gateway	√	√	√	√		
X Series X4 F26	Any	Any	RAD2-GW Gateway	√	√	√	√	√	√
X Series X4 F26	Any	Any	RDC Tire pressure control	√	√	√	√		
X Series X4 F26	Any	Any	RDC/RDW Tyre pressure check	√	√	√	√		
X Series X4 F26	Any	Any	RFK Reversing camera	√	√	√	√	√	√
X Series X4 F26	Any	Any	RLS Rain/Light Sensor	√	√	√	√		
X Series_X4_F26	Any	Any	RLS/AIC (Rain/Light Sensor/Automatic interval Control)	√	√	√	√		
X Series X4 F26	Any	Any	RLSS Rain/light solar sensor	√	√	√	√	√	√
X Series X4 F26	Any	Any	RLSS Solar Rain/Light Sensor	√	√	√	√	√	√
X Series_X4_F26	Any	Any	RSE Rear Seat Entertainment	√	√	√	√	√	√
X Series X4 F26	Any	Any	RSE Rear seat entertainment	√	√	√	√	√	√
X Series X4 F26	Any	Any	SASL Satellite,A-pillar,left	√	√	√	√		
X Series X4 F26	Any	Any	SASR Satellite,A-pillar,right	√	√	√	√		
X Series X4 F26	Any	Any	SBSL Satellite,B-pillar,left	√	√	√	√		
X Series X4 F26	Any	Any	SBSR Satellite,B-pillar,right	√	√	√	√		
X Series X4 F26	Any	Any	SBSR Satellite,B-pillar,right	√	√	√	√	√	√
X Series X4 F26	Any	Any	SDARS Satellite tuner (US)	√	√	√	√	√	√
X Series X4 F26	Any	Any	SEC1 Supplementary control unit 1	√	√	√			
X Series X4 F26	Any	Any	SEC2 Supplementary control unit 2	√	√	√			
X Series_X4_F26	Any	Any	SFZ Satellite vehicle center	√	√	√	√		
X Series_X4_F26	Any	Any	SG-FD Control unit,rear-compartment display	√	√	√	√		
X Series_X4_F26	Any	Any	SG-FD-GW Control unit,rear-compartment display(gateway)	√	√	√	√	√	√
X Series_X4_F26	Any	Any	SGM-SIM Safety and Gateway Module(SIM)	√	√	√	√	√	√
X Series_X4_F26	Any	Any	SGM-ZGM Safety and Gateway Module(ZGM)	√	√	√			
X Series_X4_F26	Any	Any	SHD Slide/tilt sunroof 2	√	√	√	√	√	√
X Series_X4_F26	Any	Any	SHD Sliding/tilting sunroof	√	√	√	√	√	√
X Series_X4_F26	Any	Any	SHD Sliding/tilting sunroof module	√	√	√	√	√	√
X Series_X4_F26	Any	Any	SHD Sliding/titing sunroof	√	√	√			
X Series_X4_F26	Any	Any	SHZH Independent/auxiliary heater	√	√	√	√	√	√
X Series_X4_F26	Any	Any	SIM Safety and information module	√	√	√	√	√	√
X Series_X4_F26	Any	Any	SINE Siren and tilt sensor	√	√	√	√		
X Series_X4_F26	Any	Any	SINE Siren with tilt sensor	√	√	√	√	√	√
X Series_X4_F26	Any	Any	SMBF Seat module,passenger	√	√	√	√	√	√
X Series_X4_F26	Any	Any	SMBFH Seat module,passenger'sside,rear	√	√	√	√	√	√
X Series_X4_F26	Any	Any	SMF/SM/SLM (Seat memory,driver)	√	√	√	√	√	√
X Series_X4_F26	Any	Any	SMFA Seat module,driver	√	√	√	√	√	√
X Series_X4_F26	Any	Any	SMFAH Seat module,driver'sside,rear	√	√	√	√	√	√
X Series_X4_F26	Any	Any	SMFAM Mirror memory,passenger	√	√	√	√	√	√



X Series X4 F26	Any	Any	SPMFT Mirror memory,driver	√	√	√	√	√	√
X Series X4 F26	Any	Any	SSBF Satellite,seat,passenger	√	√	√	√		
X Series X4 F26	Any	Any	SSFA Satellite,seat,driver	√	√	√	√		
X Series X4 F26	Any	Any	SSH Satellite,seat,rear	√	√	√	√	√	√
X Series X4 F26	Any	Any	STH park heating						
X Series X4 F26	Any	Any	STVL Satellite,door,front left	√	√	√	√		
X Series X4 F26	Any	Any	STVR Satellite,door,front right	√	√	√	√		
X Series X4 F26	Any	Any	SVS Language processing system	√	√	√	√		
X Series X4 F26	Any	Any	SVT Servotronic						
X Series X4 F26	Any	Any	SZL Switch center,steering column	√	√	√	√	√	√
X Series X4 F26	Any	Any	SZM Switching center,center console	√	√	√	√	√	√
X Series X4 F26	Any	Any	Short test	√	√	√			
X Series X4 F26	Any	Any	TCU Telematic Control Unit	√	√	√	√	√	√
X Series X4 F26	Any	Any	TEL Telephone	√	√	√	√		
X Series X4 F26	Any	Any	TMBF Door module,front passenger	√	√	√	√	√	√
X Series_X4_F26	Any	Any	TMBFH Door module,passenger'sside,rear	√	√	√	√		
X Series X4 F26	Any	Any	TMBFT Door module,passenger door	√	√	√	√		
X Series X4 F26	Any	Any	TMFA Door module,driver	√	√	√	√	√	√
X Series X4 F26	Any	Any	TMFAH Door module,driver'sside,rear	√	√	√	√		
X Series X4 F26	Any	Any	TMFAT Door module,driver's door	√	√	√	√		
X Series_X4_F26	Any	Any	TR SVC All round view camera	√	√	√	√	√	√
X Series_X4_F26	Any	Any	ULF Universal charging and hands-free facility	√	√	√	√	√	√
X Series_X4_F26	Any	Any	ULF-SBX-H Interface box High	√	√	√	√	√	√
X Series_X4_F26	Any	Any	VDM Vertical Dynamics Management	√	√	√	√	√	√
X Series_X4_F26	Any	Any	VID Video module	√	√	√			
X Series_X4_F26	Any	Any	VM Video Module	√	√	√	√	√	√
X Series_X4_F26	Any	Any	VSW Video switch	√	√	√	√	√	√
X Series_X4_F26	Any	Any	VTC Valvetronic	√	√	√			
X Series_X4_F26	Any	Any	VTC2 Valvetronic 2	√	√	√			
X Series_X4_F26	Any	Any	VTG Transfer case	√	√	√	√	√	√
X Series_X4_F26	Any	Any	WIM Wiper module	√	√	√	√	√	√
X Series_X4_F26	Any	Any	ZGM Central Gateway Module	√	√	√	√	√	√
X Series_X4_F26	Any	Any	ZKE Central body electronics BC 1	√	√	√	√	√	√
X Series_X4_F26	Any	Any	ZKE/GM (Central body electronics/GM base module)	√	√	√	√	√	√
X Series_X5_E53	X5 3.0d,X5 3.0i,X5 4.4i,X5 4.6is,X54.8is	1999-2006	ABS/ASC/DSC (Dynamic Stability Control)	√	√	√	√	√	√
X Series_X5_E53	X5 3.0d,X5 3.0i,X5 4.4i,X5 4.6is,X54.8is	1999-2006	ACC Active cruise control	√	√	√	√	√	√
X Series_X5_E53	X5 3.0d,X5 3.0i,X5 4.4i,X5 4.6is,X54.8is	1999-2006	ACC/ACC2 Active Cruise Control	√	√	√			
X Series_X5_E53	X5 3.0d,X5 3.0i,X5 4.4i,X5 4.6is,X54.8is	1999-2006	ACS/MS/Trash Safety Module	√	√	√	√	√	√



X Series_X5_E53	X5 3.0d,X5 3.0i,X5 4.4i,X5 4.6is,X54.8is	1999-2006	ACSM/MRS Crash Safety Module	√	√	√	√		
X Series_X5_E53	X5 3.0d,X5 3.0i,X5 4.4i,X5 4.6is,X54.8is	1999-2006	AHL Adaptive directional headlights	√	√	√	√	√	√
X Series_X5_E53	X5 3.0d,X5 3.0i,X5 4.4i,X5 4.6is,X54.8is	1999-2006	AHM Trailer module	√	√	√	√	√	√
X Series_X5_E53	X5 3.0d,X5 3.0i,X5 4.4i,X5 4.6is,X54.8is	1999-2006	AL active front steering (AFS70)	√	√	√	√		
X Series_X5_E53	X5 3.0d,X5 3.0i,X5 4.4i,X5 4.6is,X54.8is	1999-2006	AL active steering	√	√	√	√	√	√
X Series_X5_E53	X5 3.0d,X5 3.0i,X5 4.4i,X5 4.6is,X54.8is	1999-2006	ALBBF Active backrest width,front passenger	√	√	√	√		
X Series_X5_E53	X5 3.0d,X5 3.0i,X5 4.4i,X5 4.6is,X54.8is	1999-2006	ALBFA Active backrest width,driver	√	√	√	√		
X Series_X5_E53	X5 3.0d,X5 3.0i,X5 4.4i,X5 4.6is,X54.8is	1999-2006	AMP Amplifier	√	√	√	√	√	√
X Series_X5_E53	X5 3.0d,X5 3.0i,X5 4.4i,X5 4.6is,X54.8is	1999-2006	AMPH Hi-Fi amplifier	√	√	√	√	√	√
X Series_X5_E53	X5 3.0d,X5 3.0i,X5 4.4i,X5 4.6is,X54.8is	1999-2006	AMPT Top Hi-Fi amplifier	√	√	√	√	√	√
X Series_X5_E53	X5 3.0d,X5 3.0i,X5 4.4i,X5 4.6is,X54.8is	1999-2006	ANT Antenna/antenna tuner	√	√	√	√	√	√
X Series_X5_E53	X5 3.0d,X5 3.0i,X5 4.4i,X5 4.6is,X54.8is	1999-2006	ARS Dynamic Drive	√	√	√	√	√	√
X Series_X5_E53	X5 3.0d,X5 3.0i,X5 4.4i,X5 4.6is,X54.8is	1999-2006	ARS Dynamic Drive 2	√	√	√	√	√	√
X Series_X5_E53	X5 3.0d,X5 3.0i,X5 4.4i,X5 4.6is,X54.8is	1999-2006	ASK Audio system controller	√	√	√	√	√	√
X Series_X5_E53	X5 3.0d,X5 3.0i,X5 4.4i,X5 4.6is,X54.8is	1999-2006	BM On-board monitor						
X Series_X5_E53	X5 3.0d,X5 3.0i,X5 4.4i,X5 4.6is,X54.8is	1999-2006	BM/MIR (On-board monitor/Multi-Information Radio)	√	√	√	√	√	√
X Series_X5_E53	X5 3.0d,X5 3.0i,X5 4.4i,X5 4.6is,X54.8is	1999-2006	BZM Control center, center console	√	√	√	√	√	√
X Series_X5_E53	X5 3.0d,X5 3.0i,X5 4.4i,X5 4.6is,X54.8is	1999-2006	CA Comfort Access	√	√	√	√	√	√
X Series_X5_E53	X5 3.0d,X5 3.0i,X5 4.4i,X5 4.6is,X54.8is	1999-2006	CAN / byteflight	√	√	√			
X Series_X5_E53	X5 3.0d,X5 3.0i,X5 4.4i,X5 4.6is,X54.8is	1999-2006	CAN communication analysis	√	√	√			
X Series_X5_E53	X5 3.0d,X5 3.0i,X5 4.4i,X5 4.6is,X54.8is	1999-2006	CAS Car Access System	√	√	√	√	√	√
X Series_X5_E53	X5 3.0d,X5 3.0i,X5 4.4i,X5 4.6is,X54.8is	1999-2006	CCC-A Applications	√	√	√	√	√	√
X Series_X5_E53	X5 3.0d,X5 3.0i,X5 4.4i,X5 4.6is,X54.8is	1999-2006	CCC-ANT Aerial tuner	√	√	√	√	√	√

X Series_X5_E53	X5 3.0d,X5 3.0i,X5 4.4i,X5 4.6is,X54.8is	1999-2006	CCC-ASK Audio system controller	√	√	√	√	√	√
X Series_X5_E53	X5 3.0d,X5 3.0i,X5 4.4i,X5 4.6is,X54.8is	1999-2006	CCC-GW Gateway	√	√	√	√	√	√
X Series_X5_E53	X5 3.0d,X5 3.0i,X5 4.4i,X5 4.6is,X54.8is	1999-2006	CD Control Display	√	√	√	√		
X Series_X5_E53	X5 3.0d,X5 3.0i,X5 4.4i,X5 4.6is,X54.8is	1999-2006	CD-GW Control Display(Gateway)	√	√	√	√	√	√
X Series_X5_E53	X5 3.0d,X5 3.0i,X5 4.4i,X5 4.6is,X54.8is	1999-2006	CDC CD Changer	√	√	√	√	√	√
X Series_X5_E53	X5 3.0d,X5 3.0i,X5 4.4i,X5 4.6is,X54.8is	1999-2006	CEM Clean Energy Module	√	√	√	√		
X Series_X5_E53	X5 3.0d,X5 3.0i,X5 4.4i,X5 4.6is,X54.8is	1999-2006	CHAMP-BO User interface X	√	√	√	√		
X Series_X5_E53	X5 3.0d,X5 3.0i,X5 4.4i,X5 4.6is,X54.8is	1999-2006	CHAMP-GW Gateway X	√	√	√	√		
X Series_X5_E53	X5 3.0d,X5 3.0i,X5 4.4i,X5 4.6is,X54.8is	1999-2006	CIC User interface	√	√	√	√	√	√
X Series_X5_E53	X5 3.0d,X5 3.0i,X5 4.4i,X5 4.6is,X54.8is	1999-2006	CIC-GW Gateway	√	√	√	√	√	√
X Series_X5_E53	X5 3.0d,X5 3.0i,X5 4.4i,X5 4.6is,X54.8is	1999-2006	CIC/CHAMP Car headunit column	√	√	√	√	√	√
X Series_X5_E53	X5 3.0d,X5 3.0i,X5 4.4i,X5 4.6is,X54.8is	1999-2006	CID Central Information Display	√	√	√	√	√	√
X Series_X5_E53	X5 3.0d,X5 3.0i,X5 4.4i,X5 4.6is,X54.8is	1999-2006	CIM Chassis integration Module	√	√	√	√	√	√
X Series_X5_E53	X5 3.0d,X5 3.0i,X5 4.4i,X5 4.6is,X54.8is	1999-2006	CON Controller	√	√	√	√	√	√
X Series_X5_E53	X5 3.0d,X5 3.0i,X5 4.4i,X5 4.6is,X54.8is	1999-2006	CVM Convertible top module	√	√	√	√	√	√
X Series_X5_E53	X5 3.0d,X5 3.0i,X5 4.4i,X5 4.6is,X54.8is	1999-2006	DAB Digital tuner	√	√	√	√	√	√
X Series_X5_E53	X5 3.0d,X5 3.0i,X5 4.4i,X5 4.6is,X54.8is	1999-2006	DDE Diesel Electronics	√	√	√	√	√	√
X Series_X5_E53	X5 3.0d,X5 3.0i,X5 4.4i,X5 4.6is,X54.8is	1999-2006	DME Digital Engine/Gearbox Electronics 2	√	√	√	√	√	√
X Series_X5_E53	X5 3.0d,X5 3.0i,X5 4.4i,X5 4.6is,X54.8is	1999-2006	DME Digital Motor Electronics	√	√	√	√	√	√
X Series_X5_E53	X5 3.0d,X5 3.0i,X5 4.4i,X5 4.6is,X54.8is	1999-2006	DME Motor Electronics	√	√	√	√	√	√
X Series_X5_E53	X5 3.0d,X5 3.0i,X5 4.4i,X5 4.6is,X54.8is	1999-2006	DME/DDE (Motor/Diesel Electronics)	√	√	√	√	√	√
X Series_X5_E53	X5 3.0d,X5 3.0i,X5 4.4i,X5 4.6is,X54.8is	1999-2006	DME/DDE Motor Electronics	√	√	√	√	√	√
X Series_X5_E53	X5 3.0d,X5 3.0i,X5 4.4i,X5 4.6is,X54.8is	1999-2006	DME2/DME2 Digital motor electronics 2	√	√	√	√	√	√

X Series_X5_E53	X5 3.0d,X5 3.0i,X5 4.4i,X5 4.6is,X54.8is	1999-2006	DSC Dynamic Stability Control	√	√	√	√	√	√
X Series_X5_E53	X5 3.0d,X5 3.0i,X5 4.4i,X5 4.6is,X54.8is	1999-2006	DSC(Bosch)Dynamic Stability Control	√	√	√	√	√	√
X Series_X5_E53	X5 3.0d,X5 3.0i,X5 4.4i,X5 4.6is,X54.8is	1999-2006	DSP Digital Sound Processor						
X Series_X5_E53	X5 3.0d,X5 3.0i,X5 4.4i,X5 4.6is,X54.8is	1999-2006	DVD CD Changer	√	√	√	√		
X Series_X5_E53	X5 3.0d,X5 3.0i,X5 4.4i,X5 4.6is,X54.8is	1999-2006	DVD-C DVD changer	√	√	√	√	√	√
X Series_X5_E53	X5 3.0d,X5 3.0i,X5 4.4i,X5 4.6is,X54.8is	1999-2006	DVDC DVD Changer	√	√	√	√	√	√
X Series_X5_E53	X5 3.0d,X5 3.0i,X5 4.4i,X5 4.6is,X54.8is	1999-2006	DWA antitheft alarm system	√	√	√	√	√	√
X Series_X5_E53	X5 3.0d,X5 3.0i,X5 4.4i,X5 4.6is,X54.8is	1999-2006	EDC Damper Control	√	√	√	√	√	√
X Series_X5_E53	X5 3.0d,X5 3.0i,X5 4.4i,X5 4.6is,X54.8is	1999-2006	EDC Electronic Damper Control	√	√	√	√	√	√
X Series_X5_E53	X5 3.0d,X5 3.0i,X5 4.4i,X5 4.6is,X54.8is	1999-2006	EDCSHL Damper satellite, rear left	√	√	√	√	√	√
X Series_X5_E53	X5 3.0d,X5 3.0i,X5 4.4i,X5 4.6is,X54.8is	1999-2006	EDCSHR Damper satellite, rear right	√	√	√	√	√	√
X Series_X5_E53	X5 3.0d,X5 3.0i,X5 4.4i,X5 4.6is,X54.8is	1999-2006	EDCSVL Damper satellite, front left	√	√	√	√	√	√
X Series_X5_E53	X5 3.0d,X5 3.0i,X5 4.4i,X5 4.6is,X54.8is	1999-2006	EDCSVR Damper satellite, front right	√	√	√	√	√	√
X Series_X5_E53	X5 3.0d,X5 3.0i,X5 4.4i,X5 4.6is,X54.8is	1999-2006	EGS 6HPTU transmission control	√	√	√	√	√	√
X Series_X5_E53	X5 3.0d,X5 3.0i,X5 4.4i,X5 4.6is,X54.8is	1999-2006	EGS transmission management	√	√	√	√	√	√
X Series_X5_E53	X5 3.0d,X5 3.0i,X5 4.4i,X5 4.6is,X54.8is	1999-2006	EHC Electronic Height Control	√	√	√	√	√	√
X Series_X5_E53	X5 3.0d,X5 3.0i,X5 4.4i,X5 4.6is,X54.8is	1999-2006	EHC Electronic Ride-Height Control	√	√	√	√	√	√
X Series_X5_E53	X5 3.0d,X5 3.0i,X5 4.4i,X5 4.6is,X54.8is	1999-2006	EHC Ride level(Height) Control	√	√	√	√	√	√
X Series_X5_E53	X5 3.0d,X5 3.0i,X5 4.4i,X5 4.6is,X54.8is	1999-2006	EHC/EHC2 (Electronic ride-level control)	√	√	√	√	√	√
X Series_X5_E53	X5 3.0d,X5 3.0i,X5 4.4i,X5 4.6is,X54.8is	1999-2006	EHPS Electro-hydraulic steering assistance	√	√	√	√	√	√
X Series_X5_E53	X5 3.0d,X5 3.0i,X5 4.4i,X5 4.6is,X54.8is	1999-2006	EKP Fuel pump	√	√	√	√	√	√
X Series_X5_E53	X5 3.0d,X5 3.0i,X5 4.4i,X5 4.6is,X54.8is	1999-2006	EKPS Fuel pump	√	√	√	√	√	√
X Series_X5_E53	X5 3.0d,X5 3.0i,X5 4.4i,X5 4.6is,X54.8is	1999-2006	EKPS Fuel pump control	√	√	√	√	√	√

X Series_X5_E53	X5 3.0d,X5 3.0i,X5 4.4i,X5 4.6is,X54.8is	1999-2006	EMF Parking brake	√	√	√	√	√	√
X Series_X5_E53	X5 3.0d,X5 3.0i,X5 4.4i,X5 4.6is,X54.8is	1999-2006	EML Electronic engine-power control	√	√	√			
X Series_X5_E53	X5 3.0d,X5 3.0i,X5 4.4i,X5 4.6is,X54.8is	1999-2006	EPS Electronic Power Steering	√	√	√	√	√	√
X Series_X5_E53	X5 3.0d,X5 3.0i,X5 4.4i,X5 4.6is,X54.8is	1999-2006	EWS Electronic immobilizer	√	√	√	√		
X Series_X5_E53	X5 3.0d,X5 3.0i,X5 4.4i,X5 4.6is,X54.8is	1999-2006	EWS Vehicle immobilizer	√	√	√	√		
X Series_X5_E53	X5 3.0d,X5 3.0i,X5 4.4i,X5 4.6is,X54.8is	1999-2006	FBI Flexible Bus Interface	√	√	√	√		
X Series_X5_E53	X5 3.0d,X5 3.0i,X5 4.4i,X5 4.6is,X54.8is	1999-2006	FBZM Rear compartment,controlcenter,center console	√	√	√	√	√	√
X Series_X5_E53	X5 3.0d,X5 3.0i,X5 4.4i,X5 4.6is,X54.8is	1999-2006	FCON Rear compartment controller	√	√	√	√	√	√
X Series_X5_E53	X5 3.0d,X5 3.0i,X5 4.4i,X5 4.6is,X54.8is	1999-2006	FD Rear-cabin display	√	√	√	√		
X Series_X5_E53	X5 3.0d,X5 3.0i,X5 4.4i,X5 4.6is,X54.8is	1999-2006	FD Rear-compartment display	√	√	√	√	√	√
X Series_X5_E53	X5 3.0d,X5 3.0i,X5 4.4i,X5 4.6is,X54.8is	1999-2006	FD2 Rear-compartment display2	√	√	√	√	√	√
X Series_X5_E53	X5 3.0d,X5 3.0i,X5 4.4i,X5 4.6is,X54.8is	1999-2006	FID Read-compartment information display	√	√	√			
X Series_X5_E53	X5 3.0d,X5 3.0i,X5 4.4i,X5 4.6is,X54.8is	1999-2006	FKA Rear heater/air conditioning	√	√	√	√	√	√
X Series_X5_E53	X5 3.0d,X5 3.0i,X5 4.4i,X5 4.6is,X54.8is	1999-2006	FKA Rear-cabin automatic A/C	√	√	√	√	√	√
X Series_X5_E53	X5 3.0d,X5 3.0i,X5 4.4i,X5 4.6is,X54.8is	1999-2006	FKA Rear-compartment air conditioning	√	√	√	√	√	√
X Series_X5_E53	X5 3.0d,X5 3.0i,X5 4.4i,X5 4.6is,X54.8is	1999-2006	FLA High Beam Assist	√	√	√	√	√	√
X Series_X5_E53	X5 3.0d,X5 3.0i,X5 4.4i,X5 4.6is,X54.8is	1999-2006	FRM Footwell module	√	√	√	√	√	√
X Series_X5_E53	X5 3.0d,X5 3.0i,X5 4.4i,X5 4.6is,X54.8is	1999-2006	FRM/FRM2 Footwell module	√	√	√	√	√	√
X Series_X5_E53	X5 3.0d,X5 3.0i,X5 4.4i,X5 4.6is,X54.8is	1999-2006	FRM2 Footwell module 2	√	√	√	√	√	√
X Series_X5_E53	X5 3.0d,X5 3.0i,X5 4.4i,X5 4.6is,X54.8is	1999-2006	FZD Function centre,roof	√	√	√	√	√	√
X Series_X5_E53	X5 3.0d,X5 3.0i,X5 4.4i,X5 4.6is,X54.8is	1999-2006	GR Cruise control	√	√	√			
X Series_X5_E53	X5 3.0d,X5 3.0i,X5 4.4i,X5 4.6is,X54.8is	1999-2006	GWS Gear selector switch	√	√	√	√	√	√
X Series_X5_E53	X5 3.0d,X5 3.0i,X5 4.4i,X5 4.6is,X54.8is	1999-2006	GWS Gear selector switch	√	√	√	√	√	√



X Series_X5_E53	X5 3.0d,X5 3.0i,X5 4.4i,X5 4.6is,X54.8is	1999-2006	HKL Rear-lid module X	√	√	√	√		
X Series_X5_E53	X5 3.0d,X5 3.0i,X5 4.4i,X5 4.6is,X54.8is	1999-2006	ICM Integrated Chassis Management	√	√	√	√	√	√
X Series_X5_E53	X5 3.0d,X5 3.0i,X5 4.4i,X5 4.6is,X54.8is	1999-2006	ICM Integronic Power Steering	√	√	√	√	√	√
X Series_X5_E53	X5 3.0d,X5 3.0i,X5 4.4i,X5 4.6is,X54.8is	1999-2006	IHKA Heater/automatic A/C control	√	√	√	√	√	√
X Series_X5_E53	X5 3.0d,X5 3.0i,X5 4.4i,X5 4.6is,X54.8is	1999-2006	IHKA Integrated automatic heating/air conditioning	√	√	√	√	√	√
X Series_X5_E53	X5 3.0d,X5 3.0i,X5 4.4i,X5 4.6is,X54.8is	1999-2006	IHKA Integrated heating /air conditioning	√	√	√	√	√	√
X Series_X5_E53	X5 3.0d,X5 3.0i,X5 4.4i,X5 4.6is,X54.8is	1999-2006	IHKA/IHKR Integrated heating/air conditioning	√	√	√	√	√	√
X Series_X5_E53	X5 3.0d,X5 3.0i,X5 4.4i,X5 4.6is,X54.8is	1999-2006	IHKS Integrated heating/air-conditioning control	√	√	√	√	√	√
X Series_X5_E53	X5 3.0d,X5 3.0i,X5 4.4i,X5 4.6is,X54.8is	1999-2006	IHS Heater control	√	√	√	√	√	√
X Series_X5_E53	X5 3.0d,X5 3.0i,X5 4.4i,X5 4.6is,X54.8is	1999-2006	INSTR Instrumint cluster	√	√	√	√	√	√
X Series_X5_E53	X5 3.0d,X5 3.0i,X5 4.4i,X5 4.6is,X54.8is	1999-2006	JBE Junction-box electronics	√	√	√	√	√	√
X Series_X5_E53	X5 3.0d,X5 3.0i,X5 4.4i,X5 4.6is,X54.8is	1999-2006	JBE2 Junction Box electronics 2	√	√	√	√	√	√
X Series_X5_E53	X5 3.0d,X5 3.0i,X5 4.4i,X5 4.6is,X54.8is	1999-2006	JNAV Navigation system,Japan	√	√	√	√	√	√
X Series_X5_E53	X5 3.0d,X5 3.0i,X5 4.4i,X5 4.6is,X54.8is	1999-2006	KBM Body basic module	√	√	√	√	√	√
X Series_X5_E53	X5 3.0d,X5 3.0i,X5 4.4i,X5 4.6is,X54.8is	1999-2006	KGM Body Gateway Module	√	√	√	√	√	√
X Series_X5_E53	X5 3.0d,X5 3.0i,X5 4.4i,X5 4.6is,X54.8is	1999-2006	KHI Headphones interface	√	√	√	√	√	√
X Series_X5_E53	X5 3.0d,X5 3.0i,X5 4.4i,X5 4.6is,X54.8is	1999-2006	KNAV Navigation system,Korea	√	√	√	√	√	√
X Series_X5_E53	X5 3.0d,X5 3.0i,X5 4.4i,X5 4.6is,X54.8is	1999-2006	KOM Instrument cluster	√	√	√	√	√	√
X Series_X5_E53	X5 3.0d,X5 3.0i,X5 4.4i,X5 4.6is,X54.8is	1999-2006	KOM/IKE/IKI/INSTR(Instrument cluster)	√	√	√	√	√	√
X Series_X5_E53	X5 3.0d,X5 3.0i,X5 4.4i,X5 4.6is,X54.8is	1999-2006	KOMBI2 additional Instruments						
X Series_X5_E53	X5 3.0d,X5 3.0i,X5 4.4i,X5 4.6is,X54.8is	1999-2006	LEW Steering-angle sensor	√	√	√	√		
X Series_X5_E53	X5 3.0d,X5 3.0i,X5 4.4i,X5 4.6is,X54.8is	1999-2006	LEW/LWS (Steering angle sensor)	√	√	√	√		
X Series_X5_E53	X5 3.0d,X5 3.0i,X5 4.4i,X5 4.6is,X54.8is	1999-2006	LM Lights Module	√	√	√	√	√	√

X Series_X5_E53	X5 3.0d,X5 3.0i,X5 4.4i,X5 4.6is,X54.8is	1999-2006	LM Lights module 2	√	√	√	√	√	√
X Series_X5_E53	X5 3.0d,X5 3.0i,X5 4.4i,X5 4.6is,X54.8is	1999-2006	LM2 Lights module 2	√	√	√	√	√	√
X Series_X5_E53	X5 3.0d,X5 3.0i,X5 4.4i,X5 4.6is,X54.8is	1999-2006	LRA Automatic headlight vertical aim control	√	√	√			
X Series_X5_E53	X5 3.0d,X5 3.0i,X5 4.4i,X5 4.6is,X54.8is	1999-2006	LRA Headlight vertical aim control	√	√	√	√	√	√
X Series_X5_E53	X5 3.0d,X5 3.0i,X5 4.4i,X5 4.6is,X54.8is	1999-2006	LRR Long Range Radar	√	√	√			
X Series_X5_E53	X5 3.0d,X5 3.0i,X5 4.4i,X5 4.6is,X54.8is	1999-2006	LSZ/LCM (Lights switching center)	√	√	√	√	√	√
X Series_X5_E53	X5 3.0d,X5 3.0i,X5 4.4i,X5 4.6is,X54.8is	1999-2006	M-ASK-BO User interface	√	√	√	√	√	√
X Series_X5_E53	X5 3.0d,X5 3.0i,X5 4.4i,X5 4.6is,X54.8is	1999-2006	M-ASK-GW Gateway	√	√	√	√	√	√
X Series_X5_E53	X5 3.0d,X5 3.0i,X5 4.4i,X5 4.6is,X54.8is	1999-2006	M-ASK-NAV Navigation system	√	√	√	√	√	√
X Series_X5_E53	X5 3.0d,X5 3.0i,X5 4.4i,X5 4.6is,X54.8is	1999-2006	MFL Multifunction steering wheel I	√	√	√	√		
X Series_X5_E53	X5 3.0d,X5 3.0i,X5 4.4i,X5 4.6is,X54.8is	1999-2006	MID Multi Information Display	√	√	√			
X Series_X5_E53	X5 3.0d,X5 3.0i,X5 4.4i,X5 4.6is,X54.8is	1999-2006	MPM Micro-power module	√	√	√	√	√	√
X Series_X5_E53	X5 3.0d,X5 3.0i,X5 4.4i,X5 4.6is,X54.8is	1999-2006	MRS Multiple Restraint System	√	√	√	√		
X Series_X5_E53	X5 3.0d,X5 3.0i,X5 4.4i,X5 4.6is,X54.8is	1999-2006	MRS/AirBag (Multiple Restraint System)	√	√	√			
X Series_X5_E53	X5 3.0d,X5 3.0i,X5 4.4i,X5 4.6is,X54.8is	1999-2006	MRS/AirBag(Multiple Restraint System)	√	√	√			
X Series_X5_E53	X5 3.0d,X5 3.0i,X5 4.4i,X5 4.6is,X54.8is	1999-2006	MRS/AirBag/SIM (Multiple Restraint System)	√	√	√	√	√	√
X Series_X5_E53	X5 3.0d,X5 3.0i,X5 4.4i,X5 4.6is,X54.8is	1999-2006	NAV Navigation computer	√	√	√	√		
X Series_X5_E53	X5 3.0d,X5 3.0i,X5 4.4i,X5 4.6is,X54.8is	1999-2006	NAV Navigation computer, Europe	√	√	√	√		
X Series_X5_E53	X5 3.0d,X5 3.0i,X5 4.4i,X5 4.6is,X54.8is	1999-2006	NAV Navigation system	√	√	√	√	√	√
X Series_X5_E53	X5 3.0d,X5 3.0i,X5 4.4i,X5 4.6is,X54.8is	1999-2006	NVE Night Vision Electronics	√	√	√	√	√	√
X Series_X5_E53	X5 3.0d,X5 3.0i,X5 4.4i,X5 4.6is,X54.8is	1999-2006	NVK Night vision camera	√	√	√	√	√	√
X Series_X5_E53	X5 3.0d,X5 3.0i,X5 4.4i,X5 4.6is,X54.8is	1999-2006	PDC Park Distance Control	√	√	√	√	√	√
X Series_X5_E53	X5 3.0d,X5 3.0i,X5 4.4i,X5 4.6is,X54.8is	1999-2006	PM Power module	√	√	√	√	√	√

X Series_X5_E53	X5 3.0d,X5 3.0i,X5 4.4i,X5 4.6is,X54.8is	1999-2006	QMVHL Lateral-moment distribution,rear axle	√	√	√	√	√	√
X Series_X5_E53	X5 3.0d,X5 3.0i,X5 4.4i,X5 4.6is,X54.8is	1999-2006	RAD Radio	√	√	√	√	√	√
X Series_X5_E53	X5 3.0d,X5 3.0i,X5 4.4i,X5 4.6is,X54.8is	1999-2006	RAD2-BO User interface	√	√	√	√	√	√
X Series_X5_E53	X5 3.0d,X5 3.0i,X5 4.4i,X5 4.6is,X54.8is	1999-2006	RAD2-GW Gateway	√	√	√	√		
X Series_X5_E53	X5 3.0d,X5 3.0i,X5 4.4i,X5 4.6is,X54.8is	1999-2006	RAD2-GW Gateway	√	√	√	√	√	√
X Series_X5_E53	X5 3.0d,X5 3.0i,X5 4.4i,X5 4.6is,X54.8is	1999-2006	RDC Tire pressure control	√	√	√	√		
X Series_X5_E53	X5 3.0d,X5 3.0i,X5 4.4i,X5 4.6is,X54.8is	1999-2006	RDC/RDW Tyre pressure check	√	√	√	√		
X Series_X5_E53	X5 3.0d,X5 3.0i,X5 4.4i,X5 4.6is,X54.8is	1999-2006	RFK Reversing camera	√	√	√	√	√	√
X Series_X5_E53	X5 3.0d,X5 3.0i,X5 4.4i,X5 4.6is,X54.8is	1999-2006	RLS Rain/Light Sensor	√	√	√	√		
X Series_X5_E53	X5 3.0d,X5 3.0i,X5 4.4i,X5 4.6is,X54.8is	1999-2006	RLS/AIC (Rain/Light Sensor/Automatic interval Control)	√	√	√	√		
X Series_X5_E53	X5 3.0d,X5 3.0i,X5 4.4i,X5 4.6is,X54.8is	1999-2006	RLSS Rain/light solar sensor	√	√	√	√	√	√
X Series_X5_E53	X5 3.0d,X5 3.0i,X5 4.4i,X5 4.6is,X54.8is	1999-2006	RLSS Solar Rain/Light Sensor	√	√	√	√	√	√
X Series_X5_E53	X5 3.0d,X5 3.0i,X5 4.4i,X5 4.6is,X54.8is	1999-2006	RSE Rear Seat Entertainment	√	√	√	√	√	√
X Series_X5_E53	X5 3.0d,X5 3.0i,X5 4.4i,X5 4.6is,X54.8is	1999-2006	RSE Rear seat entertainment	√	√	√	√	√	√
X Series_X5_E53	X5 3.0d,X5 3.0i,X5 4.4i,X5 4.6is,X54.8is	1999-2006	SASL Satellite,A-pillar,left	√	√	√	√		
X Series_X5_E53	X5 3.0d,X5 3.0i,X5 4.4i,X5 4.6is,X54.8is	1999-2006	SASR Satellite,A-pillar,right	√	√	√	√		
X Series_X5_E53	X5 3.0d,X5 3.0i,X5 4.4i,X5 4.6is,X54.8is	1999-2006	SBSL Satellite,B-pillar,left	√	√	√	√		
X Series_X5_E53	X5 3.0d,X5 3.0i,X5 4.4i,X5 4.6is,X54.8is	1999-2006	SBSR Satellite,B-pillar,right	√	√	√	√		
X Series_X5_E53	X5 3.0d,X5 3.0i,X5 4.4i,X5 4.6is,X54.8is	1999-2006	SBSR Satellite,B-pillar,right	√	√	√	√	√	√
X Series_X5_E53	X5 3.0d,X5 3.0i,X5 4.4i,X5 4.6is,X54.8is	1999-2006	SDARS Satellite tuner (US)	√	√	√	√	√	√
X Series_X5_E53	X5 3.0d,X5 3.0i,X5 4.4i,X5 4.6is,X54.8is	1999-2006	SEC1 Supplementary control unit 1	√	√	√			
X Series_X5_E53	X5 3.0d,X5 3.0i,X5 4.4i,X5 4.6is,X54.8is	1999-2006	SEC2 Supplementary control unit 2	√	√	√			
X Series_X5_E53	X5 3.0d,X5 3.0i,X5 4.4i,X5 4.6is,X54.8is	1999-2006	SEZ Satellite vehicle center	√	√	√	√		

X Series_X5_E53	X5 3.0d,X5 3.0i,X5 4.4i,X5 4.6is,X54.8is	1999-2006	SG-FD Control unit,rear-compartment display	√	√	√	√		
X Series_X5_E53	X5 3.0d,X5 3.0i,X5 4.4i,X5 4.6is,X54.8is	1999-2006	SG-FD-GW Control unit,rear-compartment display(gateway)	√	√	√	√	√	√
X Series_X5_E53	X5 3.0d,X5 3.0i,X5 4.4i,X5 4.6is,X54.8is	1999-2006	SGM-SIM Safety and Gateway Module(SIM)	√	√	√	√	√	√
X Series_X5_E53	X5 3.0d,X5 3.0i,X5 4.4i,X5 4.6is,X54.8is	1999-2006	SGM-ZGM Safety and Gateway Module(ZGM)	√	√	√			
X Series_X5_E53	X5 3.0d,X5 3.0i,X5 4.4i,X5 4.6is,X54.8is	1999-2006	SHD Slide/tilt sunroof 2	√	√	√	√	√	√
X Series_X5_E53	X5 3.0d,X5 3.0i,X5 4.4i,X5 4.6is,X54.8is	1999-2006	SHD Sliding/tilting sunroof	√	√	√	√	√	√
X Series_X5_E53	X5 3.0d,X5 3.0i,X5 4.4i,X5 4.6is,X54.8is	1999-2006	SHD Sliding/tilting sunroof module	√	√	√	√	√	√
X Series_X5_E53	X5 3.0d,X5 3.0i,X5 4.4i,X5 4.6is,X54.8is	1999-2006	SHD Sliding/tilting sunroof	√	√	√			
X Series_X5_E53	X5 3.0d,X5 3.0i,X5 4.4i,X5 4.6is,X54.8is	1999-2006	SHZH Independent/auxiliary heater	√	√	√	√	√	√
X Series_X5_E53	X5 3.0d,X5 3.0i,X5 4.4i,X5 4.6is,X54.8is	1999-2006	SIM Safety and information module	√	√	√	√	√	√
X Series_X5_E53	X5 3.0d,X5 3.0i,X5 4.4i,X5 4.6is,X54.8is	1999-2006	SINE Siren and tilt sensor	√	√	√	√		
X Series_X5_E53	X5 3.0d,X5 3.0i,X5 4.4i,X5 4.6is,X54.8is	1999-2006	SINE Siren with tilt sensor	√	√	√	√	√	√
X Series_X5_E53	X5 3.0d,X5 3.0i,X5 4.4i,X5 4.6is,X54.8is	1999-2006	SMBF Seat module,passenger	√	√	√	√	√	√
X Series_X5_E53	X5 3.0d,X5 3.0i,X5 4.4i,X5 4.6is,X54.8is	1999-2006	SMBFH Seat module,passenger'sside,rear	√	√	√	√	√	√
X Series_X5_E53	X5 3.0d,X5 3.0i,X5 4.4i,X5 4.6is,X54.8is	1999-2006	SMF/SM/SLM (Seat memory,driver)	√	√	√	√	√	√
X Series_X5_E53	X5 3.0d,X5 3.0i,X5 4.4i,X5 4.6is,X54.8is	1999-2006	SMFA Seat module,driver	√	√	√	√	√	√
X Series_X5_E53	X5 3.0d,X5 3.0i,X5 4.4i,X5 4.6is,X54.8is	1999-2006	SMFAH Seat module,driver'sside,rear	√	√	√	√	√	√
X Series_X5_E53	X5 3.0d,X5 3.0i,X5 4.4i,X5 4.6is,X54.8is	1999-2006	SPMBT Mirror memory,passenger	√	√	√	√	√	√
X Series_X5_E53	X5 3.0d,X5 3.0i,X5 4.4i,X5 4.6is,X54.8is	1999-2006	SPMFT Mirror memory,driver	√	√	√	√	√	√
X Series_X5_E53	X5 3.0d,X5 3.0i,X5 4.4i,X5 4.6is,X54.8is	1999-2006	SSBF Satellite,seat,passenger	√	√	√	√		
X Series_X5_E53	X5 3.0d,X5 3.0i,X5 4.4i,X5 4.6is,X54.8is	1999-2006	SSFA Satellite,seat,driver	√	√	√	√		
X Series_X5_E53	X5 3.0d,X5 3.0i,X5 4.4i,X5 4.6is,X54.8is	1999-2006	SSH Satellite,seat,rear	√	√	√	√	√	√
X Series_X5_E53	X5 3.0d,X5 3.0i,X5 4.4i,X5 4.6is,X54.8is	1999-2006	STH park heating						

X Series_X5_E53	X5 3.0d,X5 3.0i,X5 4.4i,X5 4.6is,X54.8is	1999-2006	STVL Satellite,door,front left	√	√	√	√		
X Series_X5_E53	X5 3.0d,X5 3.0i,X5 4.4i,X5 4.6is,X54.8is	1999-2006	STVR Satellite,door,front right	√	√	√	√		
X Series_X5_E53	X5 3.0d,X5 3.0i,X5 4.4i,X5 4.6is,X54.8is	1999-2006	SVS Language processing system	√	√	√	√		
X Series_X5_E53	X5 3.0d,X5 3.0i,X5 4.4i,X5 4.6is,X54.8is	1999-2006	SVT Servotronic						
X Series_X5_E53	X5 3.0d,X5 3.0i,X5 4.4i,X5 4.6is,X54.8is	1999-2006	SZL Switch center,steering column	√	√	√	√	√	√
X Series_X5_E53	X5 3.0d,X5 3.0i,X5 4.4i,X5 4.6is,X54.8is	1999-2006	SZM Switching center,center console	√	√	√	√	√	√
X Series_X5_E53	X5 3.0d,X5 3.0i,X5 4.4i,X5 4.6is,X54.8is	1999-2006	Short test	√	√	√			
X Series_X5_E53	X5 3.0d,X5 3.0i,X5 4.4i,X5 4.6is,X54.8is	1999-2006	TCU Telematic Control Unit	√	√	√	√	√	√
X Series_X5_E53	X5 3.0d,X5 3.0i,X5 4.4i,X5 4.6is,X54.8is	1999-2006	TEL Telephone	√	√	√	√		
X Series_X5_E53	X5 3.0d,X5 3.0i,X5 4.4i,X5 4.6is,X54.8is	1999-2006	TMBF Door module,front passenger	√	√	√	√	√	√
X Series_X5_E53	X5 3.0d,X5 3.0i,X5 4.4i,X5 4.6is,X54.8is	1999-2006	TMBFH Door module,passenger'sside,rear	√	√	√	√		
X Series_X5_E53	X5 3.0d,X5 3.0i,X5 4.4i,X5 4.6is,X54.8is	1999-2006	TMBFT Door module,passenger door	√	√	√	√		
X Series_X5_E53	X5 3.0d,X5 3.0i,X5 4.4i,X5 4.6is,X54.8is	1999-2006	TMFA Door module,driver	√	√	√	√	√	√
X Series_X5_E53	X5 3.0d,X5 3.0i,X5 4.4i,X5 4.6is,X54.8is	1999-2006	TMFAH Door module,driver'sside,rear	√	√	√	√		
X Series_X5_E53	X5 3.0d,X5 3.0i,X5 4.4i,X5 4.6is,X54.8is	1999-2006	TMFAT Door module,driver's door	√	√	√	√		
X Series_X5_E53	X5 3.0d,X5 3.0i,X5 4.4i,X5 4.6is,X54.8is	1999-2006	TR SVC All round view camera	√	√	√	√	√	√
X Series_X5_E53	X5 3.0d,X5 3.0i,X5 4.4i,X5 4.6is,X54.8is	1999-2006	ULF Universal charging and hands-free facility	√	√	√	√	√	√
X Series_X5_E53	X5 3.0d,X5 3.0i,X5 4.4i,X5 4.6is,X54.8is	1999-2006	ULF-SBX-H Interface box High	√	√	√	√	√	√
X Series_X5_E53	X5 3.0d,X5 3.0i,X5 4.4i,X5 4.6is,X54.8is	1999-2006	VDM Vertical Dynamics Management	√	√	√	√	√	√
X Series_X5_E53	X5 3.0d,X5 3.0i,X5 4.4i,X5 4.6is,X54.8is	1999-2006	VID Video module	√	√	√			
X Series_X5_E53	X5 3.0d,X5 3.0i,X5 4.4i,X5 4.6is,X54.8is	1999-2006	VM Video Module	√	√	√	√	√	√
X Series_X5_E53	X5 3.0d,X5 3.0i,X5 4.4i,X5 4.6is,X54.8is	1999-2006	VSW Video switch	√	√	√	√	√	√
X Series_X5_E53	X5 3.0d,X5 3.0i,X5 4.4i,X5 4.6is,X54.8is	1999-2006	VTC Valvetronic	√	√	√			

X Series_X5_E53	X5 3.0d,X5 3.0i,X5 4.4i,X5 4.6is,X54.8is	1999-2006	VTC2 Valvetronic 2	√	√	√			
X Series_X5_E53	X5 3.0d,X5 3.0i,X5 4.4i,X5 4.6is,X54.8is	1999-2006	VTG Transfer case	√	√	√	√	√	√
X Series_X5_E53	X5 3.0d,X5 3.0i,X5 4.4i,X5 4.6is,X54.8is	1999-2006	WIM Wiper module	√	√	√	√	√	√
X Series_X5_E53	X5 3.0d,X5 3.0i,X5 4.4i,X5 4.6is,X54.8is	1999-2006	ZGM Central Gateway Module	√	√	√	√	√	√
X Series_X5_E53	X5 3.0d,X5 3.0i,X5 4.4i,X5 4.6is,X54.8is	1999-2006	ZKE Central body electronics BC 1	√	√	√	√	√	√
X Series_X5_E53	X5 3.0d,X5 3.0i,X5 4.4i,X5 4.6is,X54.8is	1999-2006	ZKE/GM (Central body electronics/GM base module)	√	√	√	√	√	√
X Series_X5_E70	X5 3.0d,X5 3.0sd,X5 3.0si,X5 4.8i,X5M	2006-2016	ABS/ASC/DSC (Dynamic Stability Control)	√	√	√	√	√	√
X Series_X5_E70	X5 3.0d,X5 3.0sd,X5 3.0si,X5 4.8i,X5M	2006-2016	ACC Active cruise control	√	√	√	√	√	√
X Series_X5_E70	X5 3.0d,X5 3.0sd,X5 3.0si,X5 4.8i,X5M	2006-2016	ACC/ACC2 Active Cruise Control	√	√	√			
X Series_X5_E70	X5 3.0d,X5 3.0sd,X5 3.0si,X5 4.8i,X5M	2006-2016	ACSM Crash Safety Module	√	√	√	√	√	√
X Series_X5_E70	X5 3.0d,X5 3.0sd,X5 3.0si,X5 4.8i,X5M	2006-2016	ACSM/MRS Crash Safety Module	√	√	√	√		
X Series_X5_E70	X5 3.0d,X5 3.0sd,X5 3.0si,X5 4.8i,X5M	2006-2016	AHL Adaptive directional headlights	√	√	√	√	√	√
X Series_X5_E70	X5 3.0d,X5 3.0sd,X5 3.0si,X5 4.8i,X5M	2006-2016	AHM Trailer module	√	√	√	√	√	√
X Series_X5_E70	X5 3.0d,X5 3.0sd,X5 3.0si,X5 4.8i,X5M	2006-2016	AL active front steering (AFS70)	√	√	√	√		
X Series_X5_E70	X5 3.0d,X5 3.0sd,X5 3.0si,X5 4.8i,X5M	2006-2016	AL active steering	√	√	√	√	√	√
X Series_X5_E70	X5 3.0d,X5 3.0sd,X5 3.0si,X5 4.8i,X5M	2006-2016	ALBBF Active backrest width,front passenger	√	√	√	√		
X Series_X5_E70	X5 3.0d,X5 3.0sd,X5 3.0si,X5 4.8i,X5M	2006-2016	ALBFA Active backrest width,driver	√	√	√	√		
X Series_X5_E70	X5 3.0d,X5 3.0sd,X5 3.0si,X5 4.8i,X5M	2006-2016	AMP Amplifier	√	√	√	√	√	√
X Series_X5_E70	X5 3.0d,X5 3.0sd,X5 3.0si,X5 4.8i,X5M	2006-2016	AMPH Hi-Fi amplifier	√	√	√	√	√	√
X Series_X5_E70	X5 3.0d,X5 3.0sd,X5 3.0si,X5 4.8i,X5M	2006-2016	AMPT Top Hi-Fi amplifier	√	√	√	√	√	√
X Series_X5_E70	X5 3.0d,X5 3.0sd,X5 3.0si,X5 4.8i,X5M	2006-2016	ANT Antenna/antenna tuner	√	√	√	√	√	√
X Series_X5_E70	X5 3.0d,X5 3.0sd,X5 3.0si,X5 4.8i,X5M	2006-2016	ARS Dynamic Drive	√	√	√	√	√	√
X Series_X5_E70	X5 3.0d,X5 3.0sd,X5 3.0si,X5 4.8i,X5M	2006-2016	ARS Dynamic Drive 2	√	√	√	√	√	√

X Series_X5_E70	X5 3.0d,X5 3.0sd,X5 3.0si,X5 4.8i,X5M	2006-2016	ASK Audio system controller	√	√	√	√	√	√
X Series_X5_E70	X5 3.0d,X5 3.0sd,X5 3.0si,X5 4.8i,X5M	2006-2016	BM On-board monitor						
X Series_X5_E70	X5 3.0d,X5 3.0sd,X5 3.0si,X5 4.8i,X5M	2006-2016	BM/MIR (On-board monitor/Multi-Information Radio)	√	√	√	√	√	√
X Series_X5_E70	X5 3.0d,X5 3.0sd,X5 3.0si,X5 4.8i,X5M	2006-2016	BZM Control center, center console	√	√	√	√	√	√
X Series_X5_E70	X5 3.0d,X5 3.0sd,X5 3.0si,X5 4.8i,X5M	2006-2016	CA Comfort Access	√	√	√	√	√	√
X Series_X5_E70	X5 3.0d,X5 3.0sd,X5 3.0si,X5 4.8i,X5M	2006-2016	CAN / byteflight	√	√	√			
X Series_X5_E70	X5 3.0d,X5 3.0sd,X5 3.0si,X5 4.8i,X5M	2006-2016	CAN communication analysis	√	√	√			
X Series_X5_E70	X5 3.0d,X5 3.0sd,X5 3.0si,X5 4.8i,X5M	2006-2016	CAS Car Access System	√	√	√	√	√	√
X Series_X5_E70	X5 3.0d,X5 3.0sd,X5 3.0si,X5 4.8i,X5M	2006-2016	CCC-A Applications	√	√	√	√	√	√
X Series_X5_E70	X5 3.0d,X5 3.0sd,X5 3.0si,X5 4.8i,X5M	2006-2016	CCC-ANT Aerial tuner	√	√	√	√	√	√
X Series_X5_E70	X5 3.0d,X5 3.0sd,X5 3.0si,X5 4.8i,X5M	2006-2016	CCC-ASK Audio system controller	√	√	√	√	√	√
X Series_X5_E70	X5 3.0d,X5 3.0sd,X5 3.0si,X5 4.8i,X5M	2006-2016	CCC-GW Gateway	√	√	√	√	√	√
X Series_X5_E70	X5 3.0d,X5 3.0sd,X5 3.0si,X5 4.8i,X5M	2006-2016	CD Control Display	√	√	√	√		
X Series_X5_E70	X5 3.0d,X5 3.0sd,X5 3.0si,X5 4.8i,X5M	2006-2016	CD-GW Control Display(Gateway)	√	√	√	√	√	√
X Series_X5_E70	X5 3.0d,X5 3.0sd,X5 3.0si,X5 4.8i,X5M	2006-2016	CDC CD Changer	√	√	√	√	√	√
X Series_X5_E70	X5 3.0d,X5 3.0sd,X5 3.0si,X5 4.8i,X5M	2006-2016	CEM Clean Energy Module	√	√	√	√		
X Series_X5_E70	X5 3.0d,X5 3.0sd,X5 3.0si,X5 4.8i,X5M	2006-2016	CHAMP-BO User interface X	√	√	√	√		
X Series_X5_E70	X5 3.0d,X5 3.0sd,X5 3.0si,X5 4.8i,X5M	2006-2016	CHAMP-GW Gateway X	√	√	√	√		
X Series_X5_E70	X5 3.0d,X5 3.0sd,X5 3.0si,X5 4.8i,X5M	2006-2016	CIC User interface	√	√	√	√	√	√
X Series_X5_E70	X5 3.0d,X5 3.0sd,X5 3.0si,X5 4.8i,X5M	2006-2016	CIC-GW Gateway	√	√	√	√	√	√
X Series_X5_E70	X5 3.0d,X5 3.0sd,X5 3.0si,X5 4.8i,X5M	2006-2016	CIC/CHAMP Car headunit column	√	√	√	√	√	√
X Series_X5_E70	X5 3.0d,X5 3.0sd,X5 3.0si,X5 4.8i,X5M	2006-2016	CID Central Information Display	√	√	√	√	√	√
X Series_X5_E70	X5 3.0d,X5 3.0sd,X5 3.0si,X5 4.8i,X5M	2006-2016	CIM Chassis integration Module	√	√	√	√	√	√

X Series_X5_E70	X5 3.0d,X5 3.0sd,X5 3.0si,X5 4.8i,X5M	2006-2016	CON Controller	√	√	√	√	√	√
X Series_X5_E70	X5 3.0d,X5 3.0sd,X5 3.0si,X5 4.8i,X5M	2006-2016	CVM Convertible top module	√	√	√	√	√	√
X Series_X5_E70	X5 3.0d,X5 3.0sd,X5 3.0si,X5 4.8i,X5M	2006-2016	DAB Digital tuner	√	√	√	√	√	√
X Series_X5_E70	X5 3.0d,X5 3.0sd,X5 3.0si,X5 4.8i,X5M	2006-2016	DDE Diesel Electronics	√	√	√	√	√	√
X Series_X5_E70	X5 3.0d,X5 3.0sd,X5 3.0si,X5 4.8i,X5M	2006-2016	DME Digital Engine/Gearbox Electronics 2	√	√	√	√	√	√
X Series_X5_E70	X5 3.0d,X5 3.0sd,X5 3.0si,X5 4.8i,X5M	2006-2016	DME Digital Motor Electronics	√	√	√	√	√	√
X Series_X5_E70	X5 3.0d,X5 3.0sd,X5 3.0si,X5 4.8i,X5M	2006-2016	DME Motor Electronics	√	√	√	√	√	√
X Series_X5_E70	X5 3.0d,X5 3.0sd,X5 3.0si,X5 4.8i,X5M	2006-2016	DME/DDE (Motor/Diesel Electronics)	√	√	√	√	√	√
X Series_X5_E70	X5 3.0d,X5 3.0sd,X5 3.0si,X5 4.8i,X5M	2006-2016	DME/DDE Motor Electronics	√	√	√	√	√	√
X Series_X5_E70	X5 3.0d,X5 3.0sd,X5 3.0si,X5 4.8i,X5M	2006-2016	DME2/DME2 Digital motor electronics 2	√	√	√	√	√	√
X Series_X5_E70	X5 3.0d,X5 3.0sd,X5 3.0si,X5 4.8i,X5M	2006-2016	DSC Dynamic Stability Control	√	√	√	√	√	√
X Series_X5_E70	X5 3.0d,X5 3.0sd,X5 3.0si,X5 4.8i,X5M	2006-2016	DSC(Bosch)Dynamic Stability Control	√	√	√	√	√	√
X Series_X5_E70	X5 3.0d,X5 3.0sd,X5 3.0si,X5 4.8i,X5M	2006-2016	DSP Digital Sound Processor						
X Series_X5_E70	X5 3.0d,X5 3.0sd,X5 3.0si,X5 4.8i,X5M	2006-2016	DVD CD Changer	√	√	√	√		
X Series_X5_E70	X5 3.0d,X5 3.0sd,X5 3.0si,X5 4.8i,X5M	2006-2016	DVD-C DVD changer	√	√	√	√	√	√
X Series_X5_E70	X5 3.0d,X5 3.0sd,X5 3.0si,X5 4.8i,X5M	2006-2016	DVDC DVD Changer	√	√	√	√	√	√
X Series_X5_E70	X5 3.0d,X5 3.0sd,X5 3.0si,X5 4.8i,X5M	2006-2016	DWA antitheft alarm system	√	√	√	√	√	√
X Series_X5_E70	X5 3.0d,X5 3.0sd,X5 3.0si,X5 4.8i,X5M	2006-2016	EDC Damper Control	√	√	√	√	√	√
X Series_X5_E70	X5 3.0d,X5 3.0sd,X5 3.0si,X5 4.8i,X5M	2006-2016	EDC Electronic Damper Control	√	√	√	√	√	√
X Series_X5_E70	X5 3.0d,X5 3.0sd,X5 3.0si,X5 4.8i,X5M	2006-2016	EDCSHL Damper satellite, rear left	√	√	√	√	√	√
X Series_X5_E70	X5 3.0d,X5 3.0sd,X5 3.0si,X5 4.8i,X5M	2006-2016	EDCSHR Damper satellite, rear right	√	√	√	√	√	√
X Series_X5_E70	X5 3.0d,X5 3.0sd,X5 3.0si,X5 4.8i,X5M	2006-2016	EDCSVL Damper satellite, front left	√	√	√	√	√	√
X Series_X5_E70	X5 3.0d,X5 3.0sd,X5 3.0si,X5 4.8i,X5M	2006-2016	EDCSVR Damper satellite, front right	√	√	√	√	√	√



X Series_X5_E70	X5 3.0d,X5 3.0sd,X5 3.0si,X5 4.8i,X5M	2006-2016	EGS 6HPTU transmission control	√	√	√	√	√	√
X Series_X5_E70	X5 3.0d,X5 3.0sd,X5 3.0si,X5 4.8i,X5M	2006-2016	EGS transmission management	√	√	√	√	√	√
X Series_X5_E70	X5 3.0d,X5 3.0sd,X5 3.0si,X5 4.8i,X5M	2006-2016	EHC Electronic Height Control	√	√	√	√	√	√
X Series_X5_E70	X5 3.0d,X5 3.0sd,X5 3.0si,X5 4.8i,X5M	2006-2016	EHC Electronic Ride-Height Control	√	√	√	√	√	√
X Series_X5_E70	X5 3.0d,X5 3.0sd,X5 3.0si,X5 4.8i,X5M	2006-2016	EHC Ride level(Height) Control	√	√	√	√	√	√
X Series_X5_E70	X5 3.0d,X5 3.0sd,X5 3.0si,X5 4.8i,X5M	2006-2016	EHC/EHC2 (Electronic ride-level control)	√	√	√	√	√	√
X Series_X5_E70	X5 3.0d,X5 3.0sd,X5 3.0si,X5 4.8i,X5M	2006-2016	EHPS Electro-hydraulic steering assistance	√	√	√	√	√	√
X Series_X5_E70	X5 3.0d,X5 3.0sd,X5 3.0si,X5 4.8i,X5M	2006-2016	EKP Fuel pump	√	√	√	√	√	√
X Series_X5_E70	X5 3.0d,X5 3.0sd,X5 3.0si,X5 4.8i,X5M	2006-2016	EKPS Fuel pump	√	√	√	√	√	√
X Series_X5_E70	X5 3.0d,X5 3.0sd,X5 3.0si,X5 4.8i,X5M	2006-2016	EKPS Fuel-pump control	√	√	√	√	√	√
X Series_X5_E70	X5 3.0d,X5 3.0sd,X5 3.0si,X5 4.8i,X5M	2006-2016	EMF Parking brake	√	√	√	√	√	√
X Series_X5_E70	X5 3.0d,X5 3.0sd,X5 3.0si,X5 4.8i,X5M	2006-2016	EML Electronic engine-power control	√	√	√			
X Series_X5_E70	X5 3.0d,X5 3.0sd,X5 3.0si,X5 4.8i,X5M	2006-2016	EPS Electronic Power Steering	√	√	√	√	√	√
X Series_X5_E70	X5 3.0d,X5 3.0sd,X5 3.0si,X5 4.8i,X5M	2006-2016	EWS Electronic immobilizer	√	√	√	√		
X Series_X5_E70	X5 3.0d,X5 3.0sd,X5 3.0si,X5 4.8i,X5M	2006-2016	EWS Vehicle immobilizer	√	√	√	√		
X Series_X5_E70	X5 3.0d,X5 3.0sd,X5 3.0si,X5 4.8i,X5M	2006-2016	FBI Flexible Bus Interface	√	√	√	√		
X Series_X5_E70	X5 3.0d,X5 3.0sd,X5 3.0si,X5 4.8i,X5M	2006-2016	FBZM Rear compartment,controlcenter,center console	√	√	√	√	√	√
X Series_X5_E70	X5 3.0d,X5 3.0sd,X5 3.0si,X5 4.8i,X5M	2006-2016	FCON Rear compartment controller	√	√	√	√	√	√
X Series_X5_E70	X5 3.0d,X5 3.0sd,X5 3.0si,X5 4.8i,X5M	2006-2016	FD Rear-cabin display	√	√	√	√		
X Series_X5_E70	X5 3.0d,X5 3.0sd,X5 3.0si,X5 4.8i,X5M	2006-2016	FD Rear-compartment display	√	√	√	√	√	√
X Series_X5_E70	X5 3.0d,X5 3.0sd,X5 3.0si,X5 4.8i,X5M	2006-2016	FD2 Rear-compartment display2	√	√	√	√	√	√
X Series_X5_E70	X5 3.0d,X5 3.0sd,X5 3.0si,X5 4.8i,X5M	2006-2016	FID Rear-compartment information display	√	√	√			
X Series_X5_E70	X5 3.0d,X5 3.0sd,X5 3.0si,X5 4.8i,X5M	2006-2016	FKE Rear heater/air conditioning	√	√	√	√	√	√

X Series_X5_E70	X5 3.0d,X5 3.0sd,X5 3.0si,X5 4.8i,X5M	2006-2016	FKA Rear-cabin automatic A/C	√	√	√	√	√	√
X Series_X5_E70	X5 3.0d,X5 3.0sd,X5 3.0si,X5 4.8i,X5M	2006-2016	FKA Rear-compartment air conditioning	√	√	√	√	√	√
X Series_X5_E70	X5 3.0d,X5 3.0sd,X5 3.0si,X5 4.8i,X5M	2006-2016	FLA High Beam Assist	√	√	√	√	√	√
X Series_X5_E70	X5 3.0d,X5 3.0sd,X5 3.0si,X5 4.8i,X5M	2006-2016	FRM Footwell module	√	√	√	√	√	√
X Series_X5_E70	X5 3.0d,X5 3.0sd,X5 3.0si,X5 4.8i,X5M	2006-2016	FRM/FRM2 Footwell module	√	√	√	√	√	√
X Series_X5_E70	X5 3.0d,X5 3.0sd,X5 3.0si,X5 4.8i,X5M	2006-2016	FRM2 Footwell module 2	√	√	√	√	√	√
X Series_X5_E70	X5 3.0d,X5 3.0sd,X5 3.0si,X5 4.8i,X5M	2006-2016	FZD Function centre,roof	√	√	√	√	√	√
X Series_X5_E70	X5 3.0d,X5 3.0sd,X5 3.0si,X5 4.8i,X5M	2006-2016	GR Cruise control	√	√	√			
X Series_X5_E70	X5 3.0d,X5 3.0sd,X5 3.0si,X5 4.8i,X5M	2006-2016	GWS Gear selector switch	√	√	√	√	√	√
X Series_X5_E70	X5 3.0d,X5 3.0sd,X5 3.0si,X5 4.8i,X5M	2006-2016	HKL Rear-lid lift	√	√	√	√	√	√
X Series_X5_E70	X5 3.0d,X5 3.0sd,X5 3.0si,X5 4.8i,X5M	2006-2016	HKL Rear-lid module X	√	√	√	√		
X Series_X5_E70	X5 3.0d,X5 3.0sd,X5 3.0si,X5 4.8i,X5M	2006-2016	ICM Integrated Chassis Management	√	√	√	√	√	√
X Series_X5_E70	X5 3.0d,X5 3.0sd,X5 3.0si,X5 4.8i,X5M	2006-2016	ICM Integronic Power Steering	√	√	√	√	√	√
X Series_X5_E70	X5 3.0d,X5 3.0sd,X5 3.0si,X5 4.8i,X5M	2006-2016	IHKA Heater/automatic A/C control	√	√	√	√	√	√
X Series_X5_E70	X5 3.0d,X5 3.0sd,X5 3.0si,X5 4.8i,X5M	2006-2016	IHKA Integrated automatic heating/air conditioning	√	√	√	√	√	√
X Series_X5_E70	X5 3.0d,X5 3.0sd,X5 3.0si,X5 4.8i,X5M	2006-2016	IHKA Integrated heating /air conditioning	√	√	√	√	√	√
X Series_X5_E70	X5 3.0d,X5 3.0sd,X5 3.0si,X5 4.8i,X5M	2006-2016	IHKA/IHKR Integrated heating/air conditioning	√	√	√	√	√	√
X Series_X5_E70	X5 3.0d,X5 3.0sd,X5 3.0si,X5 4.8i,X5M	2006-2016	IHKS Integrated heating/air-conditioning control	√	√	√	√	√	√
X Series_X5_E70	X5 3.0d,X5 3.0sd,X5 3.0si,X5 4.8i,X5M	2006-2016	IHS Heater control	√	√	√	√	√	√
X Series_X5_E70	X5 3.0d,X5 3.0sd,X5 3.0si,X5 4.8i,X5M	2006-2016	INSTR Instrumint cluster	√	√	√	√	√	√
X Series_X5_E70	X5 3.0d,X5 3.0sd,X5 3.0si,X5 4.8i,X5M	2006-2016	JBE Junction-box electronics	√	√	√	√	√	√
X Series_X5_E70	X5 3.0d,X5 3.0sd,X5 3.0si,X5 4.8i,X5M	2006-2016	JBE2 Junction Box electronics 2	√	√	√	√	√	√
X Series_X5_E70	X5 3.0d,X5 3.0sd,X5 3.0si,X5 4.8i,X5M	2006-2016	JNAV Navigation system,Japan	√	√	√	√	√	√

X Series_X5_E70	X5 3.0d,X5 3.0sd,X5 3.0si,X5 4.8i,X5M	2006-2016	KBM Body basic module	√	√	√	√	√	√
X Series_X5_E70	X5 3.0d,X5 3.0sd,X5 3.0si,X5 4.8i,X5M	2006-2016	KGM Body Gateway Module	√	√	√	√	√	√
X Series_X5_E70	X5 3.0d,X5 3.0sd,X5 3.0si,X5 4.8i,X5M	2006-2016	KHI Headphones interface	√	√	√	√	√	√
X Series_X5_E70	X5 3.0d,X5 3.0sd,X5 3.0si,X5 4.8i,X5M	2006-2016	KNAV Navigation system,Korea	√	√	√	√	√	√
X Series_X5_E70	X5 3.0d,X5 3.0sd,X5 3.0si,X5 4.8i,X5M	2006-2016	KOM Instrument cluster	√	√	√	√	√	√
X Series_X5_E70	X5 3.0d,X5 3.0sd,X5 3.0si,X5 4.8i,X5M	2006-2016	KOM/IKE/IKI/INSTR(Instrument cluster)	√	√	√	√	√	√
X Series_X5_E70	X5 3.0d,X5 3.0sd,X5 3.0si,X5 4.8i,X5M	2006-2016	KOMBI2 additional Instruments						
X Series_X5_E70	X5 3.0d,X5 3.0sd,X5 3.0si,X5 4.8i,X5M	2006-2016	LEW Steering-angle sensor	√	√	√	√		
X Series_X5_E70	X5 3.0d,X5 3.0sd,X5 3.0si,X5 4.8i,X5M	2006-2016	LEW/LWS (Steering angle sensor)	√	√	√	√		
X Series_X5_E70	X5 3.0d,X5 3.0sd,X5 3.0si,X5 4.8i,X5M	2006-2016	LM Lights Module	√	√	√	√	√	√
X Series_X5_E70	X5 3.0d,X5 3.0sd,X5 3.0si,X5 4.8i,X5M	2006-2016	LM Lights module 2	√	√	√	√	√	√
X Series_X5_E70	X5 3.0d,X5 3.0sd,X5 3.0si,X5 4.8i,X5M	2006-2016	LM2 Lights module 2	√	√	√	√	√	√
X Series_X5_E70	X5 3.0d,X5 3.0sd,X5 3.0si,X5 4.8i,X5M	2006-2016	LRA Automatic headlight vertical aim control	√	√	√			
X Series_X5_E70	X5 3.0d,X5 3.0sd,X5 3.0si,X5 4.8i,X5M	2006-2016	LRA Headlight vertical aim control	√	√	√	√	√	√
X Series_X5_E70	X5 3.0d,X5 3.0sd,X5 3.0si,X5 4.8i,X5M	2006-2016	LRR Long Range Radar	√	√	√			
X Series_X5_E70	X5 3.0d,X5 3.0sd,X5 3.0si,X5 4.8i,X5M	2006-2016	LSZ/LCM (Lights switching center)	√	√	√	√	√	√
X Series_X5_E70	X5 3.0d,X5 3.0sd,X5 3.0si,X5 4.8i,X5M	2006-2016	M-ASK-BO User interface	√	√	√	√	√	√
X Series_X5_E70	X5 3.0d,X5 3.0sd,X5 3.0si,X5 4.8i,X5M	2006-2016	M-ASK-GW Gateway	√	√	√	√	√	√
X Series_X5_E70	X5 3.0d,X5 3.0sd,X5 3.0si,X5 4.8i,X5M	2006-2016	M-ASK-NAV Navigation system	√	√	√	√	√	√
X Series_X5_E70	X5 3.0d,X5 3.0sd,X5 3.0si,X5 4.8i,X5M	2006-2016	MFL Multifunction steering wheel I	√	√	√	√		
X Series_X5_E70	X5 3.0d,X5 3.0sd,X5 3.0si,X5 4.8i,X5M	2006-2016	MID Multi Information Display	√	√	√			
X Series_X5_E70	X5 3.0d,X5 3.0sd,X5 3.0si,X5 4.8i,X5M	2006-2016	MPM Micro-power module	√	√	√	√	√	√
X Series_X5_E70	X5 3.0d,X5 3.0sd,X5 3.0si,X5 4.8i,X5M	2006-2016	MRS Multiple Restraint System	√	√	√	√		

X Series_X5_E70	X5 3.0d,X5 3.0sd,X5 3.0si,X5 4.8i,X5M	2006-2016	MRS/AirBag (Multiple Restraint System)	√	√	√			
X Series_X5_E70	X5 3.0d,X5 3.0sd,X5 3.0si,X5 4.8i,X5M	2006-2016	MRS/AirBag(Multiple Restraint System)	√	√	√			
X Series_X5_E70	X5 3.0d,X5 3.0sd,X5 3.0si,X5 4.8i,X5M	2006-2016	MRS/AirBag/SIM (Multiple Restraint System)	√	√	√	√	√	√
X Series_X5_E70	X5 3.0d,X5 3.0sd,X5 3.0si,X5 4.8i,X5M	2006-2016	NAV Navigation computer	√	√	√	√		
X Series_X5_E70	X5 3.0d,X5 3.0sd,X5 3.0si,X5 4.8i,X5M	2006-2016	NAV Navigation computer, Europe	√	√	√	√		
X Series_X5_E70	X5 3.0d,X5 3.0sd,X5 3.0si,X5 4.8i,X5M	2006-2016	NAV Navigation system	√	√	√	√	√	√
X Series_X5_E70	X5 3.0d,X5 3.0sd,X5 3.0si,X5 4.8i,X5M	2006-2016	NVE Night Vision Electronics	√	√	√	√	√	√
X Series_X5_E70	X5 3.0d,X5 3.0sd,X5 3.0si,X5 4.8i,X5M	2006-2016	NVK Night vision camera	√	√	√	√	√	√
X Series_X5_E70	X5 3.0d,X5 3.0sd,X5 3.0si,X5 4.8i,X5M	2006-2016	PDC Park Distance Control	√	√	√	√	√	√
X Series_X5_E70	X5 3.0d,X5 3.0sd,X5 3.0si,X5 4.8i,X5M	2006-2016	PM Power module	√	√	√	√	√	√
X Series_X5_E70	X5 3.0d,X5 3.0sd,X5 3.0si,X5 4.8i,X5M	2006-2016	QMVHL Lateral-moment distribution,rear axle	√	√	√	√	√	√
X Series_X5_E70	X5 3.0d,X5 3.0sd,X5 3.0si,X5 4.8i,X5M	2006-2016	RAD Radio	√	√	√	√	√	√
X Series_X5_E70	X5 3.0d,X5 3.0sd,X5 3.0si,X5 4.8i,X5M	2006-2016	RAD2-BO User interface	√	√	√	√	√	√
X Series_X5_E70	X5 3.0d,X5 3.0sd,X5 3.0si,X5 4.8i,X5M	2006-2016	RAD2-GW Gateway	√	√	√	√		
X Series_X5_E70	X5 3.0d,X5 3.0sd,X5 3.0si,X5 4.8i,X5M	2006-2016	RAD2-GW Gateway	√	√	√	√	√	√
X Series_X5_E70	X5 3.0d,X5 3.0sd,X5 3.0si,X5 4.8i,X5M	2006-2016	RDC Tire pressure control	√	√	√	√		
X Series_X5_E70	X5 3.0d,X5 3.0sd,X5 3.0si,X5 4.8i,X5M	2006-2016	RDC/RDW Tyre pressure check	√	√	√	√		
X Series_X5_E70	X5 3.0d,X5 3.0sd,X5 3.0si,X5 4.8i,X5M	2006-2016	RFK Reversing camera	√	√	√	√	√	√
X Series_X5_E70	X5 3.0d,X5 3.0sd,X5 3.0si,X5 4.8i,X5M	2006-2016	RLS Rain/Light Sensor	√	√	√	√		
X Series_X5_E70	X5 3.0d,X5 3.0sd,X5 3.0si,X5 4.8i,X5M	2006-2016	RLS/AIC (Rain/Light Sensor/Automatic interval Control)	√	√	√	√		
X Series_X5_E70	X5 3.0d,X5 3.0sd,X5 3.0si,X5 4.8i,X5M	2006-2016	RLSS Rain/light solar sensor	√	√	√	√	√	√
X Series_X5_E70	X5 3.0d,X5 3.0sd,X5 3.0si,X5 4.8i,X5M	2006-2016	RLSS Solar Rain/Light Sensor	√	√	√	√	√	√
X Series_X5_E70	X5 3.0d,X5 3.0sd,X5 3.0si,X5 4.8i,X5M	2006-2016	RSE Rear Seat Entertainment	√	√	√	√	√	√

X Series_X5_E70	X5 3.0d,X5 3.0sd,X5 3.0si,X5 4.8i,X5M	2006-2016	RSE Rear seat entertainment	√	√	√	√	√	√
X Series_X5_E70	X5 3.0d,X5 3.0sd,X5 3.0si,X5 4.8i,X5M	2006-2016	SASL Satellite,A-pillar,left	√	√	√	√		
X Series_X5_E70	X5 3.0d,X5 3.0sd,X5 3.0si,X5 4.8i,X5M	2006-2016	SASR Satellite,A-pillar,right	√	√	√	√		
X Series_X5_E70	X5 3.0d,X5 3.0sd,X5 3.0si,X5 4.8i,X5M	2006-2016	SBSL Satellite,B-pillar,left	√	√	√	√		
X Series_X5_E70	X5 3.0d,X5 3.0sd,X5 3.0si,X5 4.8i,X5M	2006-2016	SBSR Satellite,B-pillar,right	√	√	√	√		
X Series_X5_E70	X5 3.0d,X5 3.0sd,X5 3.0si,X5 4.8i,X5M	2006-2016	SBSR Satellite,B-pillar,right	√	√	√	√	√	√
X Series_X5_E70	X5 3.0d,X5 3.0sd,X5 3.0si,X5 4.8i,X5M	2006-2016	SDARS Satellite tuner (US)	√	√	√	√	√	√
X Series_X5_E70	X5 3.0d,X5 3.0sd,X5 3.0si,X5 4.8i,X5M	2006-2016	SEC1 Supplementary control unit 1	√	√	√			
X Series_X5_E70	X5 3.0d,X5 3.0sd,X5 3.0si,X5 4.8i,X5M	2006-2016	SEC2 Supplementary control unit 2	√	√	√			
X Series_X5_E70	X5 3.0d,X5 3.0sd,X5 3.0si,X5 4.8i,X5M	2006-2016	SFZ Satellite vehicle center	√	√	√	√		
X Series_X5_E70	X5 3.0d,X5 3.0sd,X5 3.0si,X5 4.8i,X5M	2006-2016	SG-FD Control unit,rear-compartment display	√	√	√	√		
X Series_X5_E70	X5 3.0d,X5 3.0sd,X5 3.0si,X5 4.8i,X5M	2006-2016	SG-FD-GW Control unit,rear-compartment display(gateway)	√	√	√	√	√	√
X Series_X5_E70	X5 3.0d,X5 3.0sd,X5 3.0si,X5 4.8i,X5M	2006-2016	SGM-SIM Safety and Gateway Module(SIM)	√	√	√	√	√	√
X Series_X5_E70	X5 3.0d,X5 3.0sd,X5 3.0si,X5 4.8i,X5M	2006-2016	SGM-ZGM Safety and Gateway Module(ZGM)	√	√	√			
X Series_X5_E70	X5 3.0d,X5 3.0sd,X5 3.0si,X5 4.8i,X5M	2006-2016	SHD Slide/tilt sunroof 2	√	√	√	√	√	√
X Series_X5_E70	X5 3.0d,X5 3.0sd,X5 3.0si,X5 4.8i,X5M	2006-2016	SHD Sliding/tilting sunroof	√	√	√	√	√	√
X Series_X5_E70	X5 3.0d,X5 3.0sd,X5 3.0si,X5 4.8i,X5M	2006-2016	SHD Sliding/tilting sunroof module	√	√	√	√	√	√
X Series_X5_E70	X5 3.0d,X5 3.0sd,X5 3.0si,X5 4.8i,X5M	2006-2016	SHD Sliding/tilting sunroof	√	√	√			
X Series_X5_E70	X5 3.0d,X5 3.0sd,X5 3.0si,X5 4.8i,X5M	2006-2016	SHZH Independent/auxiliary heater	√	√	√	√	√	√
X Series_X5_E70	X5 3.0d,X5 3.0sd,X5 3.0si,X5 4.8i,X5M	2006-2016	SIM Safety and information module	√	√	√	√	√	√
X Series_X5_E70	X5 3.0d,X5 3.0sd,X5 3.0si,X5 4.8i,X5M	2006-2016	SINE Siren and tilt sensor	√	√	√	√		
X Series_X5_E70	X5 3.0d,X5 3.0sd,X5 3.0si,X5 4.8i,X5M	2006-2016	SINE Siren with tilt sensor	√	√	√	√	√	√
X Series_X5_E70	X5 3.0d,X5 3.0sd,X5 3.0si,X5 4.8i,X5M	2006-2016	SMPF Seat module,passenger	√	√	√	√	√	√

X Series_X5_E70	X5 3.0d,X5 3.0sd,X5 3.0si,X5 4.8i,X5M	2006-2016	SMBFH Seat module,passenger'sside,rear	√	√	√	√	√	√
X Series_X5_E70	X5 3.0d,X5 3.0sd,X5 3.0si,X5 4.8i,X5M	2006-2016	SMF/SM/SLM (Seat memory,driver)	√	√	√	√	√	√
X Series_X5_E70	X5 3.0d,X5 3.0sd,X5 3.0si,X5 4.8i,X5M	2006-2016	SMFA Seat module,driver	√	√	√	√	√	√
X Series_X5_E70	X5 3.0d,X5 3.0sd,X5 3.0si,X5 4.8i,X5M	2006-2016	SMFAH Seat module,driver'sside,rear	√	√	√	√	√	√
X Series_X5_E70	X5 3.0d,X5 3.0sd,X5 3.0si,X5 4.8i,X5M	2006-2016	SPMBT Mirror memory,passenger	√	√	√	√	√	√
X Series_X5_E70	X5 3.0d,X5 3.0sd,X5 3.0si,X5 4.8i,X5M	2006-2016	SPMFT Mirror memory,driver	√	√	√	√	√	√
X Series_X5_E70	X5 3.0d,X5 3.0sd,X5 3.0si,X5 4.8i,X5M	2006-2016	SSBF Satellite,seat,passenger	√	√	√	√		
X Series_X5_E70	X5 3.0d,X5 3.0sd,X5 3.0si,X5 4.8i,X5M	2006-2016	SSFA Satellite,seat,driver	√	√	√	√		
X Series_X5_E70	X5 3.0d,X5 3.0sd,X5 3.0si,X5 4.8i,X5M	2006-2016	SSH Satellite,seat,rear	√	√	√	√	√	√
X Series_X5_E70	X5 3.0d,X5 3.0sd,X5 3.0si,X5 4.8i,X5M	2006-2016	STH park heating						
X Series_X5_E70	X5 3.0d,X5 3.0sd,X5 3.0si,X5 4.8i,X5M	2006-2016	STVL Satellite,door,front left	√	√	√	√		
X Series_X5_E70	X5 3.0d,X5 3.0sd,X5 3.0si,X5 4.8i,X5M	2006-2016	STVR Satellite,door,front right	√	√	√	√		
X Series_X5_E70	X5 3.0d,X5 3.0sd,X5 3.0si,X5 4.8i,X5M	2006-2016	SVS Language processing system	√	√	√	√		
X Series_X5_E70	X5 3.0d,X5 3.0sd,X5 3.0si,X5 4.8i,X5M	2006-2016	SVT Servotronic						
X Series_X5_E70	X5 3.0d,X5 3.0sd,X5 3.0si,X5 4.8i,X5M	2006-2016	SZL Switch center,steering column	√	√	√	√	√	√
X Series_X5_E70	X5 3.0d,X5 3.0sd,X5 3.0si,X5 4.8i,X5M	2006-2016	SZM Switching center,center console	√	√	√	√	√	√
X Series_X5_E70	X5 3.0d,X5 3.0sd,X5 3.0si,X5 4.8i,X5M	2006-2016	Short test	√	√	√			
X Series_X5_E70	X5 3.0d,X5 3.0sd,X5 3.0si,X5 4.8i,X5M	2006-2016	TCU Telematic Control Unit	√	√	√	√	√	√
X Series_X5_E70	X5 3.0d,X5 3.0sd,X5 3.0si,X5 4.8i,X5M	2006-2016	TEL Telephone	√	√	√	√		
X Series_X5_E70	X5 3.0d,X5 3.0sd,X5 3.0si,X5 4.8i,X5M	2006-2016	TMBF Door module,front passenger	√	√	√	√	√	√
X Series_X5_E70	X5 3.0d,X5 3.0sd,X5 3.0si,X5 4.8i,X5M	2006-2016	TMBFH Door module,passenger'sside,rear	√	√	√	√		
X Series_X5_E70	X5 3.0d,X5 3.0sd,X5 3.0si,X5 4.8i,X5M	2006-2016	TMBFT Door module,passenger door	√	√	√	√		
X Series_X5_E70	X5 3.0d,X5 3.0sd,X5 3.0si,X5 4.8i,X5M	2006-2016	TMFA Door module,driver	√	√	√	√	√	√

X Series_X5_E70	X5 3.0d,X5 3.0sd,X5 3.0si,X5 4.8i,X5M	2006-2016	TMFAH Door module,driver'sside,rear	√	√	√	√		
X Series_X5_E70	X5 3.0d,X5 3.0sd,X5 3.0si,X5 4.8i,X5M	2006-2016	TMFAT Door module,driver's door	√	√	√	√		
X Series_X5_E70	X5 3.0d,X5 3.0sd,X5 3.0si,X5 4.8i,X5M	2006-2016	TRSVC All round view camera	√	√	√	√	√	√
X Series_X5_E70	X5 3.0d,X5 3.0sd,X5 3.0si,X5 4.8i,X5M	2006-2016	ULF Universal charging and hands-free facility	√	√	√	√	√	√
X Series_X5_E70	X5 3.0d,X5 3.0sd,X5 3.0si,X5 4.8i,X5M	2006-2016	ULF-SBX-H Interface box High	√	√	√	√	√	√
X Series_X5_E70	X5 3.0d,X5 3.0sd,X5 3.0si,X5 4.8i,X5M	2006-2016	VDM Vertical Dynamics Management	√	√	√	√	√	√
X Series_X5_E70	X5 3.0d,X5 3.0sd,X5 3.0si,X5 4.8i,X5M	2006-2016	VID Video module	√	√	√			
X Series_X5_E70	X5 3.0d,X5 3.0sd,X5 3.0si,X5 4.8i,X5M	2006-2016	VM Video Module	√	√	√	√	√	√
X Series_X5_E70	X5 3.0d,X5 3.0sd,X5 3.0si,X5 4.8i,X5M	2006-2016	VSW Video switch	√	√	√	√	√	√
X Series_X5_E70	X5 3.0d,X5 3.0sd,X5 3.0si,X5 4.8i,X5M	2006-2016	VTC Valvetronic	√	√	√			
X Series_X5_E70	X5 3.0d,X5 3.0sd,X5 3.0si,X5 4.8i,X5M	2006-2016	VTC2 Valvetronic 2	√	√	√			
X Series_X5_E70	X5 3.0d,X5 3.0sd,X5 3.0si,X5 4.8i,X5M	2006-2016	VTG Transfer case	√	√	√	√	√	√
X Series_X5_E70	X5 3.0d,X5 3.0sd,X5 3.0si,X5 4.8i,X5M	2006-2016	WIM Wiper module	√	√	√	√	√	√
X Series_X5_E70	X5 3.0d,X5 3.0sd,X5 3.0si,X5 4.8i,X5M	2006-2016	ZGM Central Gateway Module	√	√	√	√	√	√
X Series_X5_E70	X5 3.0d,X5 3.0sd,X5 3.0si,X5 4.8i,X5M	2006-2016	ZKE Central body electronics BC 1	√	√	√	√	√	√
X Series_X5_E70	X5 3.0d,X5 3.0sd,X5 3.0si,X5 4.8i,X5M	2006-2016	ZKE/GM (Central body electronics/GM base module)	√	√	√	√	√	√
X Series_X5_F15	Any	Any	ABS/ASC/DSC (Dynamic Stability Control)	√	√	√	√	√	√
X Series_X5_F15	Any	Any	ACC Active cruise control	√	√	√	√	√	√
X Series_X5_F15	Any	Any	ACC/ACC2 Active Cruise Control	√	√	√			
X Series_X5_F15	Any	Any	ACSM Crash Safety Module	√	√	√	√	√	√
X Series_X5_F15	Any	Any	ACSM/MRS Crash Safety Module	√	√	√	√		
X Series_X5_F15	Any	Any	AHL Adaptive directional headlights	√	√	√	√	√	√
X Series_X5_F15	Any	Any	AHM Trailer module	√	√	√	√	√	√
X Series_X5_F15	Any	Any	AL active front steering (AFS70)	√	√	√	√		
X Series_X5_F15	Any	Any	AL active steering	√	√	√	√	√	√
X Series_X5_F15	Any	Any	ALBBF Active backrest width,front passenger	√	√	√	√		
X Series_X5_F15	Any	Any	ALBFA Active backrest width,driver	√	√	√	√		
X Series_X5_F15	Any	Any	ALBFA Active backrest width,driver	√	√	√	√	√	√

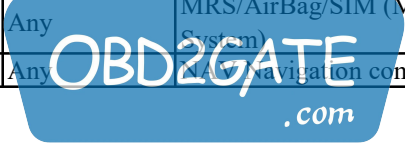
X Series X5 F15	Any	Any	AMPH Hi-Fi amplifier	√	√	√	√	√	√
X Series X5 F15	Any	Any	AMPT Top Hi-Fi amplifier	√	√	√	√	√	√
X Series X5 F15	Any	Any	ANT Antenna/antenna tuner	√	√	√	√	√	√
X Series X5 F15	Any	Any	ARS Dynamic Drive	√	√	√	√	√	√
X Series X5 F15	Any	Any	ARS Dynamic Drive 2	√	√	√	√	√	√
X Series X5 F15	Any	Any	ASK Audio system controller	√	√	√	√	√	√
X Series X5 F15	Any	Any	BM On-board monitor						
X Series_X5_F15	Any	Any	BM/MIR (On-board monitor/Multi-Information Radio)	√	√	√	√	√	√
X Series X5 F15	Any	Any	BZM Control center, center console	√	√	√	√	√	√
X Series X5 F15	Any	Any	CA Comfort Access	√	√	√	√	√	√
X Series_X5_F15	Any	Any	CAN / byteflight	√	√	√			
X Series X5 F15	Any	Any	CAN communication analysis	√	√	√			
X Series X5 F15	Any	Any	CAS Car Access System	√	√	√	√	√	√
X Series X5 F15	Any	Any	CCC-A Applications	√	√	√	√	√	√
X Series X5 F15	Any	Any	CCC-ANT Aerial tuner	√	√	√	√	√	√
X Series X5 F15	Any	Any	CCC-ASK Audio system controller	√	√	√	√	√	√
X Series X5 F15	Any	Any	CCC-GW Gateway	√	√	√	√	√	√
X Series X5 F15	Any	Any	CD Control Display	√	√	√	√		
X Series X5 F15	Any	Any	CD-GW Control Display(Gateway)	√	√	√	√	√	√
X Series X5 F15	Any	Any	CDC CD Changer	√	√	√	√	√	√
X Series_X5_F15	Any	Any	CEM Clean Energy Module	√	√	√	√		
X Series_X5_F15	Any	Any	CHAMP-BO User interface X	√	√	√	√		
X Series_X5_F15	Any	Any	CHAMP-GW Gateway X	√	√	√	√		
X Series X5 F15	Any	Any	CIC User interface	√	√	√	√	√	√
X Series X5 F15	Any	Any	CIC-GW Gateway	√	√	√	√	√	√
X Series X5 F15	Any	Any	CIC/CHAMP Car headunit column	√	√	√	√	√	√
X Series X5 F15	Any	Any	CID Central Information Display	√	√	√	√	√	√
X Series X5 F15	Any	Any	CIM Chassis integration Module	√	√	√	√	√	√
X Series X5 F15	Any	Any	CON Controller	√	√	√	√	√	√
X Series X5 F15	Any	Any	CVM Convertible top module	√	√	√	√	√	√
X Series X5 F15	Any	Any	DAB Digital tuner	√	√	√	√	√	√
X Series_X5_F15	Any	Any	DDE Diesel Electronics	√	√	√	√	√	√
X Series_X5_F15	Any	Any	DME Digital Engine/Gearbox Electronics 2	√	√	√	√	√	√
X Series_X5_F15	Any	Any	DME Digital Motor Electronics	√	√	√	√	√	√
X Series X5 F15	Any	Any	DME Motor Electronics	√	√	√	√	√	√
X Series X5 F15	Any	Any	DME/DDE (Motor/Diesel Electronics)	√	√	√	√	√	√
X Series X5 F15	Any	Any	DME/DDE Motor Electronics	√	√	√	√	√	√
X Series X5 F15	Any	Any	DME2/DME2 Digital motor electronics 2	√	√	√	√	√	√
X Series X5 F15	Any	Any	DSC Dynamic Stability Control	√	√	√	√	√	√
X Series X5 F15	Any	Any	DSC(Bosch)Dynamic Stability Control	√	√	√	√	√	√
X Series X5 F15	Any	Any	DSP Digital Sound Processor						
X Series X5 F15	Any	Any	DTC CD Changer	√	√	√	√		
X Series X5 F15	Any	Any	DTC DVD Changer	√	√	√	√	√	√





X Series_X5_F15	Any	Any	DVDC DVD Changer	√	√	√	√	√	√
X Series_X5_F15	Any	Any	DWA antitheft alarm system	√	√	√	√	√	√
X Series_X5_F15	Any	Any	EDC Damper Control	√	√	√	√	√	√
X Series_X5_F15	Any	Any	EDC Electronic Damper Control	√	√	√	√	√	√
X Series_X5_F15	Any	Any	EDCSHL Damper satellite, rear left	√	√	√	√	√	√
X Series_X5_F15	Any	Any	EDCSHR Damper satellite, rear right	√	√	√	√	√	√
X Series_X5_F15	Any	Any	EDCSVL Damper satellite, front left	√	√	√	√	√	√
X Series_X5_F15	Any	Any	EDCSVR Damper satellite, front right	√	√	√	√	√	√
X Series_X5_F15	Any	Any	EGS 6HPTU transmission control	√	√	√	√	√	√
X Series_X5_F15	Any	Any	EGS transmission management	√	√	√	√	√	√
X Series_X5_F15	Any	Any	EHC Electronic Height Control	√	√	√	√	√	√
X Series_X5_F15	Any	Any	EHC Electronic Ride-Height Control	√	√	√	√	√	√
X Series_X5_F15	Any	Any	EHC Ride level(Height) Control	√	√	√	√	√	√
X Series_X5_F15	Any	Any	EHC/EHC2 (Electronic ride-level control)	√	√	√	√	√	√
X Series_X5_F15	Any	Any	EHPS Electro-hydraulic steering assistance	√	√	√	√	√	√
X Series_X5_F15	Any	Any	EKP Fuel pump	√	√	√	√	√	√
X Series_X5_F15	Any	Any	EKPS Fuel pump	√	√	√	√	√	√
X Series_X5_F15	Any	Any	EKPS Fuel-pump control	√	√	√	√	√	√
X Series_X5_F15	Any	Any	EMF Parking brake	√	√	√	√	√	√
X Series_X5_F15	Any	Any	EML Electronic engine-power control	√	√	√			
X Series_X5_F15	Any	Any	EPS Electronic Power Steering	√	√	√	√	√	√
X Series_X5_F15	Any	Any	EWS Electronic immobilizer	√	√	√	√		
X Series_X5_F15	Any	Any	EWS Vehicle immobilizer	√	√	√	√		
X Series_X5_F15	Any	Any	FBI Flexible Bus Interface	√	√	√	√		
X Series_X5_F15	Any	Any	FBZM Rear compartment,controlcenter,center console	√	√	√	√	√	√
X Series_X5_F15	Any	Any	FCON Rear compartment controller	√	√	√	√	√	√
X Series_X5_F15	Any	Any	FD Rear-cabin display	√	√	√	√		
X Series_X5_F15	Any	Any	FD Rear-compartment display	√	√	√	√	√	√
X Series_X5_F15	Any	Any	FD2 Rear-compartment display2	√	√	√	√	√	√
X Series_X5_F15	Any	Any	FID Read-compartment information display	√	√	√			
X Series_X5_F15	Any	Any	FKA Rear heater/air conditioning	√	√	√	√	√	√
X Series_X5_F15	Any	Any	FKA Rear-cabin automatic A/C	√	√	√	√	√	√
X Series_X5_F15	Any	Any	FKA Rear-compartment air conditioning	√	√	√	√	√	√
X Series_X5_F15	Any	Any	FLA High Beam Assist	√	√	√	√	√	√
X Series_X5_F15	Any	Any	FRM Footwell module	√	√	√	√	√	√
X Series_X5_F15	Any	Any	FRM/FRM2 Footwell module	√	√	√	√	√	√
X Series_X5_F15	Any	Any	FRM2 Footwell module 2	√	√	√	√	√	√
X Series_X5_F15	Any	Any	FZD Function centre,roof	√	√	√	√	√	√
X Series_X5_F15	Any	Any	GR Cruise control	√	√	√			
X Series_X5_F15	Any	Any	GWS Gear selector switch	√	√	√	√	√	√
X Series_X5_F15	Any	Any	HG Rear lift	√	√	√	√	√	√

X Series X5 F15	Any	Any	HKL Rear-lid module X	√	√	√	√		
X Series X5 F15	Any	Any	ICM Integrated Chassis Management	√	√	√	√	√	√
X Series X5 F15	Any	Any	ICM Integronic Power Steering	√	√	√	√	√	√
X Series X5 F15	Any	Any	IHKA Heater/automatic A/C control	√	√	√	√	√	√
X Series_X5_F15	Any	Any	IHKA Integrated automatic heating/air conditioning	√	√	√	√	√	√
X Series X5 F15	Any	Any	IHKA Integrated heating /air conditioning	√	√	√	√	√	√
X Series_X5_F15	Any	Any	IHKA/IHKR Integrated heating/air conditioning	√	√	√	√	√	√
X Series_X5_F15	Any	Any	IHKS Integrated heating/air-conditioning control	√	√	√	√	√	√
X Series X5 F15	Any	Any	IHS Heater control	√	√	√	√	√	√
X Series X5 F15	Any	Any	INSTR Instrumint cluster	√	√	√	√	√	√
X Series X5 F15	Any	Any	JBE Junction-box electronics	√	√	√	√	√	√
X Series_X5_F15	Any	Any	JBE2 Junction Box electronics 2	√	√	√	√	√	√
X Series X5 F15	Any	Any	JNAV Navigation system,Japan	√	√	√	√	√	√
X Series X5 F15	Any	Any	KBM Body basic module	√	√	√	√	√	√
X Series X5 F15	Any	Any	KGM Body Gateway Module	√	√	√	√	√	√
X Series X5 F15	Any	Any	KHI Headphones interface	√	√	√	√	√	√
X Series X5 F15	Any	Any	KNAV Navigation system,Korea	√	√	√	√	√	√
X Series X5 F15	Any	Any	KOM Instrument cluster	√	√	√	√	√	√
X Series X5 F15	Any	Any	KOM/IKI/IKI/INSTR(Instrument cluster)	√	√	√	√	√	√
X Series X5 F15	Any	Any	KOMBI2 additional Instruments						
X Series X5 F15	Any	Any	LEW Steering-angle sensor	√	√	√	√		
X Series_X5_F15	Any	Any	LEW/LWS (Steering angle sensor)	√	√	√	√		
X Series_X5_F15	Any	Any	LM Lights Module	√	√	√	√	√	√
X Series_X5_F15	Any	Any	LM Lights module 2	√	√	√	√	√	√
X Series_X5_F15	Any	Any	LM2 Lights module 2	√	√	√	√	√	√
X Series_X5_F15	Any	Any	LRA Automatic headlight vertical aim control	√	√	√			
X Series_X5_F15	Any	Any	LRA Headlight vertical aim control	√	√	√	√	√	√
X Series_X5_F15	Any	Any	LRR Long Range Radar	√	√	√			
X Series_X5_F15	Any	Any	LSZ/LCM (Lights switching center)	√	√	√	√	√	√
X Series_X5_F15	Any	Any	M-ASK-BO User interface	√	√	√	√	√	√
X Series_X5_F15	Any	Any	M-ASK-GW Gateway	√	√	√	√	√	√
X Series_X5_F15	Any	Any	M-ASK-NAV Navigation system	√	√	√	√	√	√
X Series_X5_F15	Any	Any	MFL Multifunction steering wheel I	√	√	√	√		
X Series_X5_F15	Any	Any	MID Multi Information Display	√	√	√			
X Series_X5_F15	Any	Any	MPM Micro-power module	√	√	√	√	√	√
X Series_X5_F15	Any	Any	MRS Multiple Restraint System	√	√	√	√		
X Series_X5_F15	Any	Any	MRS/AirBag (Multiple Restraint System)	√	√	√			
X Series_X5_F15	Any	Any	MRS/AirBag(Multiple Restraint System)	√	√	√			
X Series_X5_F15	Any	Any	MRS/AirBag/SIM (Multiple Restraint System)	√	√	√	√	√	√
X Series_X5_F15	Any	Any	Navigation computer	√	√	√	√		



X Series X5 F15	Any	Any	NAV Navigation computer, Europe	√	√	√	√		
X Series X5 F15	Any	Any	NAV Navigation system	√	√	√	√	√	√
X Series X5 F15	Any	Any	NVE Night Vision Electronics	√	√	√	√	√	√
X Series X5 F15	Any	Any	NVK Night vision camera	√	√	√	√	√	√
X Series X5 F15	Any	Any	PDC Park Distance Control	√	√	√	√	√	√
X Series X5 F15	Any	Any	PM Power module	√	√	√	√	√	√
X Series_X5_F15	Any	Any	QMVHL Lateral-moment distribution,rear axle	√	√	√	√	√	√
X Series_X5_F15	Any	Any	RAD Radio	√	√	√	√	√	√
X Series_X5_F15	Any	Any	RAD2-BO User interface	√	√	√	√	√	√
X Series_X5_F15	Any	Any	RAD2-GW Gateway	√	√	√	√		
X Series_X5_F15	Any	Any	RAD2-GW Gateway	√	√	√	√	√	√
X Series_X5_F15	Any	Any	RDC Tire pressure control	√	√	√	√		
X Series_X5_F15	Any	Any	RDC/RDW Tyre pressure check	√	√	√	√		
X Series_X5_F15	Any	Any	RFK Reversing camera	√	√	√	√	√	√
X Series_X5_F15	Any	Any	RLS Rain/Light Sensor	√	√	√	√		
X Series_X5_F15	Any	Any	RLS/AIC (Rain/Light Sensor/Automatic interval Control)	√	√	√	√		
X Series_X5_F15	Any	Any	RLSS Rain/light solar sensor	√	√	√	√	√	√
X Series_X5_F15	Any	Any	RLSS Solar Rain/Light Sensor	√	√	√	√	√	√
X Series_X5_F15	Any	Any	RSE Rear Seat Entertainment	√	√	√	√	√	√
X Series_X5_F15	Any	Any	RSE Rear seat entertainment	√	√	√	√	√	√
X Series_X5_F15	Any	Any	SASL Satellite,A-pillar,left	√	√	√	√		
X Series_X5_F15	Any	Any	SASR Satellite,A-pillar,right	√	√	√	√		
X Series_X5_F15	Any	Any	SBSL Satellite,B-pillar,left	√	√	√	√		
X Series_X5_F15	Any	Any	SBSR Satellite,B-pillar,right	√	√	√	√		
X Series_X5_F15	Any	Any	SBSR Satellite,B-pillar,right	√	√	√	√	√	√
X Series_X5_F15	Any	Any	SDARS Satellite tuner (US)	√	√	√	√	√	√
X Series_X5_F15	Any	Any	SEC1 Supplementary control unit 1	√	√	√			
X Series_X5_F15	Any	Any	SEC2 Supplementary control unit 2	√	√	√			
X Series_X5_F15	Any	Any	SFZ Satellite vehicle center	√	√	√	√		
X Series_X5_F15	Any	Any	SG-FD Control unit,rear-compartment display	√	√	√	√		
X Series_X5_F15	Any	Any	SG-FD-GW Control unit,rear-compartment display(gateway)	√	√	√	√	√	√
X Series_X5_F15	Any	Any	SGM-SIM Safety and Gateway Module(SIM)	√	√	√	√	√	√
X Series_X5_F15	Any	Any	SGM-ZGM Safety and Gateway Module(ZGM)	√	√	√			
X Series_X5_F15	Any	Any	SHD Slide/tilt sunroof 2	√	√	√	√	√	√
X Series_X5_F15	Any	Any	SHD Sliding/tilting sunroof	√	√	√	√	√	√
X Series_X5_F15	Any	Any	SHD Sliding/tilting sunroof module	√	√	√	√	√	√
X Series_X5_F15	Any	Any	SHD Sliding/tilting sunroof	√	√	√			
X Series_X5_F15	Any	Any	SHZH Independent/auxiliary heater	√	√	√	√	√	√
X Series_X5_F15	Any	Any	SHZH Gateway and information module	√	√	√	√	√	√

X Series X5 F15	Any	Any	SINE Siren and tilt sensor	√	√	√	√		
X Series X5 F15	Any	Any	SINE Siren with tilt sensor	√	√	√	√	√	√
X Series X5 F15	Any	Any	SMBF Seat module,passenger	√	√	√	√	√	√
X Series_X5_F15	Any	Any	SMBFH Seat module,passenger'sside,rear	√	√	√	√	√	√
X Series X5 F15	Any	Any	SMF/SM/SLM (Seat memory,driver)	√	√	√	√	√	√
X Series X5 F15	Any	Any	SMFA Seat module,driver	√	√	√	√	√	√
X Series X5 F15	Any	Any	SMFAH Seat module,driver'sside,rear	√	√	√	√	√	√
X Series X5 F15	Any	Any	SPMBT Mirror memory,passenger	√	√	√	√	√	√
X Series X5 F15	Any	Any	SPMFT Mirror memory,driver	√	√	√	√	√	√
X Series X5 F15	Any	Any	SSBF Satellite,seat,passenger	√	√	√	√		
X Series_X5_F15	Any	Any	SSFA Satellite,seat,driver	√	√	√	√		
X Series X5 F15	Any	Any	SSH Satellite,seat,rear	√	√	√	√	√	√
X Series X5 F15	Any	Any	STH park heating						
X Series X5 F15	Any	Any	STVL Satellite,door,front left	√	√	√	√		
X Series X5 F15	Any	Any	STVR Satellite,door,front right	√	√	√	√		
X Series X5 F15	Any	Any	SVS Language processing system	√	√	√	√		
X Series X5 F15	Any	Any	SVT Servotronic						
X Series X5 F15	Any	Any	SZL Switch center,steering column	√	√	√	√	√	√
X Series X5 F15	Any	Any	SZM Switching center,center console	√	√	√	√	√	√
X Series X5 F15	Any	Any	Short test	√	√	√			
X Series_X5_F15	Any	Any	TCU Telematic Control Unit	√	√	√	√	√	√
X Series_X5_F15	Any	Any	TEL Telephone	√	√	√	√		
X Series_X5_F15	Any	Any	TMBF Door module,front passenger	√	√	√	√	√	√
X Series_X5_F15	Any	Any	TMBFH Door module,passenger'sside,rear	√	√	√	√		
X Series X5 F15	Any	Any	TMBFT Door module,passenger door	√	√	√	√		
X Series X5 F15	Any	Any	TMFA Door module,driver	√	√	√	√	√	√
X Series_X5_F15	Any	Any	TMFAH Door module,driver'sside,rear	√	√	√	√		
X Series_X5_F15	Any	Any	TMFAT Door module,driver's door	√	√	√	√		
X Series_X5_F15	Any	Any	TRSVCA All round view camera	√	√	√	√	√	√
X Series_X5_F15	Any	Any	ULF Universal charging and hands-free facility	√	√	√	√	√	√
X Series_X5_F15	Any	Any	ULF-SBX-H Interface box High	√	√	√	√	√	√
X Series_X5_F15	Any	Any	VDM Vertical Dynamics Management	√	√	√	√	√	√
X Series_X5_F15	Any	Any	VID Video module	√	√	√			
X Series_X5_F15	Any	Any	VM Video Module	√	√	√	√	√	√
X Series_X5_F15	Any	Any	VSW Video switch	√	√	√	√	√	√
X Series_X5_F15	Any	Any	VTC Valvetronic	√	√	√			
X Series_X5_F15	Any	Any	VTC2 Valvetronic 2	√	√	√			
X Series_X5_F15	Any	Any	VTG Transfer case	√	√	√	√	√	√
X Series_X5_F15	Any	Any	WIM Wiper module	√	√	√	√	√	√
X Series_X5_F15	Any	Any	ZGM Central Gateway Module	√	√	√	√	√	√
X Series_X5_F15	Any	Any	ZKE Central body electronics BC 1	√	√	√	√	√	√

X Series_X5_F15	Any	Any	ZKE/GM (Central body electronics/GM base module)	√	√	√	√	√	√
X Series_X5_F85	Any	Any	ABS/ASC/DSC (Dynamic Stability Control)	√	√	√	√	√	√
X Series_X5_F86	Any	Any	ACC Active cruise control	√	√	√	√	√	√
X Series_X5_F87	Any	Any	ACC/ACC2 Active Cruise Control	√	√	√			
X Series_X5_F88	Any	Any	ACSM Crash Safety Module	√	√	√	√	√	√
X Series_X5_F89	Any	Any	ACSM/MRS Crash Safety Module	√	√	√	√		
X Series_X5_F90	Any	Any	AHL Adaptive directional headlights	√	√	√	√	√	√
X Series_X5_F91	Any	Any	AHM Trailer module	√	√	√	√	√	√
X Series_X5_F92	Any	Any	AL active front steering (AFS70)	√	√	√	√		
X Series_X5_F93	Any	Any	AL active steering	√	√	√	√	√	√
X Series_X5_F94	Any	Any	ALBBF Active backrest width,front passenger	√	√	√	√		
X Series_X5_F95	Any	Any	ALBFA Active backrest width,driver	√	√	√	√		
X Series_X5_F96	Any	Any	AMP Amplifier	√	√	√	√	√	√
X Series_X5_F97	Any	Any	AMPH Hi-Fi amplifier	√	√	√	√	√	√
X Series_X5_F98	Any	Any	AMPT Top Hi-Fi amplifier	√	√	√	√	√	√
X Series_X5_F99	Any	Any	ANT Antenna/antenna tuner	√	√	√	√	√	√
X Series_X5_F100	Any	Any	ARS Dynamic Drive	√	√	√	√	√	√
X Series_X5_F101	Any	Any	ARS Dynamic Drive 2	√	√	√	√	√	√
X Series_X5_F102	Any	Any	ASK Audio system controller	√	√	√	√	√	√
X Series_X5_F103	Any	Any	BM On-board monitor						
X Series_X5_F104	Any	Any	BM/MIR (On-board monitor/Multi-Information Radio)	√	√	√	√	√	√
X Series_X5_F105	Any	Any	BZM Control center, center console	√	√	√	√	√	√
X Series_X5_F106	Any	Any	CA Comfort Access	√	√	√	√	√	√
X Series_X5_F107	Any	Any	CAN / byteflight	√	√	√			
X Series_X5_F108	Any	Any	CAN communication analysis	√	√	√			
X Series_X5_F109	Any	Any	CAS Car Access System	√	√	√	√	√	√
X Series_X5_F110	Any	Any	CCC-A Applications	√	√	√	√	√	√
X Series_X5_F111	Any	Any	CCC-ANT Aerial tuner	√	√	√	√	√	√
X Series_X5_F112	Any	Any	CCC-ASK Audio system controller	√	√	√	√	√	√
X Series_X5_F113	Any	Any	CCC-GW Gateway	√	√	√	√	√	√
X Series_X5_F114	Any	Any	CD Control Display	√	√	√	√		
X Series_X5_F115	Any	Any	CD-GW Control Display(Gateway)	√	√	√	√	√	√
X Series_X5_F116	Any	Any	CDC CD Changer	√	√	√	√	√	√
X Series_X5_F117	Any	Any	CEM Clean Energy Module	√	√	√	√		
X Series_X5_F118	Any	Any	CHAMP-BO User interface X	√	√	√	√		
X Series_X5_F119	Any	Any	CHAMP-GW Gateway X	√	√	√	√		
X Series_X5_F120	Any	Any	CIC User interface	√	√	√	√	√	√
X Series_X5_F121	Any	Any	CIC-GW Gateway	√	√	√	√	√	√
X Series_X5_F122	Any	Any	CIC/CHAMP Car headunit column	√	√	√	√	√	√
X Series_X5_F123	Any	Any	CID Central Information Display	√	√	√	√	√	√
X Series_X5_F124	Any	Any	CIV Chassis Integration Module	√	√	√	√	√	√

X Series X5 F125	Any	Any	CON Controller	√	√	√	√	√	√
X Series X5 F126	Any	Any	CVM Convertible top module	√	√	√	√	√	√
X Series X5 F127	Any	Any	DAB Digital tuner	√	√	√	√	√	√
X Series X5 F128	Any	Any	DDE Diesel Electronics	√	√	√	√	√	√
X Series_X5_F129	Any	Any	DME Digital Engine/Gearbox Electronics 2	√	√	√	√	√	√
X Series X5 F130	Any	Any	DME Digital Motor Electronics	√	√	√	√	√	√
X Series X5 F131	Any	Any	DME Motor Electronics	√	√	√	√	√	√
X Series X5 F132	Any	Any	DME/DDE (Motor/Diesel Electronics)	√	√	√	√	√	√
X Series X5 F133	Any	Any	DME/DDE Motor Electronics	√	√	√	√	√	√
X Series X5 F134	Any	Any	DME2/DME2 Digital motor electronics 2	√	√	√	√	√	√
X Series_X5_F135	Any	Any	DSC Dynamic Stability Control	√	√	√	√	√	√
X Series X5 F136	Any	Any	DSC(Bosch)Dynamic Stability Control	√	√	√	√	√	√
X Series X5 F137	Any	Any	DSP Digital Sound Processor						
X Series X5 F138	Any	Any	DVD CD Changer	√	√	√	√		
X Series X5 F139	Any	Any	DVD-C DVD changer	√	√	√	√	√	√
X Series X5 F140	Any	Any	DVDC DVD Changer	√	√	√	√	√	√
X Series X5 F141	Any	Any	DWA antitheft alarm system	√	√	√	√	√	√
X Series X5 F142	Any	Any	EDC Damper Control	√	√	√	√	√	√
X Series X5 F143	Any	Any	EDC Electronic Damper Control	√	√	√	√	√	√
X Series X5 F144	Any	Any	EDCSHL Damper satellite, rear left	√	√	√	√	√	√
X Series X5 F145	Any	Any	EDCSHR Damper satellite, rear right	√	√	√	√	√	√
X Series_X5_F146	Any	Any	EDCSVL Damper satellite, front left	√	√	√	√	√	√
X Series X5 F147	Any	Any	EDCSVR Damper satellite, front right	√	√	√	√	√	√
X Series X5 F148	Any	Any	EGS 6HPTU transmission control	√	√	√	√	√	√
X Series X5 F149	Any	Any	EGS transmission management	√	√	√	√	√	√
X Series X5 F150	Any	Any	EHC Electronic Height Control	√	√	√	√	√	√
X Series X5 F151	Any	Any	EHC Electronic Ride-Height Control	√	√	√	√	√	√
X Series X5 F152	Any	Any	EHC Ride level(Height) Control	√	√	√	√	√	√
X Series X5 F153	Any	Any	EHC/EHC2 (Electronic ride-level control)	√	√	√	√	√	√
X Series_X5_F154	Any	Any	EHPS Electro-hydraulic steering assistance	√	√	√	√	√	√
X Series X5 F155	Any	Any	EKP Fuel pump	√	√	√	√	√	√
X Series X5 F156	Any	Any	EKPS Fuel pump	√	√	√	√	√	√
X Series X5 F157	Any	Any	EKPS Fuel-pump control	√	√	√	√	√	√
X Series_X5_F158	Any	Any	EMF Parking brake	√	√	√	√	√	√
X Series X5 F159	Any	Any	EML Electronic engine-power control	√	√	√			
X Series X5 F160	Any	Any	EPS Electronic Power Steering	√	√	√	√	√	√
X Series X5 F161	Any	Any	EWS Electronic immobilizer	√	√	√	√		
X Series X5 F162	Any	Any	EWS Vehicle immobilizer	√	√	√	√		
X Series X5 F163	Any	Any	FBI Flexible Bus Interface	√	√	√	√		
X Series_X5_F164	Any	Any	FBZM Rear compartment,controlcenter,center console	√	√	√	√	√	√
X Series_X5_F165	Any	Any	FCM Rear compartment controller	√	√	√	√	√	√



X Series X5 F166	Any	Any	FD Rear-cabin display	√	√	√	√		
X Series X5 F167	Any	Any	FD Rear-compartment display	√	√	√	√	√	√
X Series X5 F168	Any	Any	FD2 Rear-compartment display2	√	√	√	√	√	√
X Series_X5_F169	Any	Any	FID Read-compartment information display	√	√	√			
X Series X5 F170	Any	Any	FKA Rear heater/air conditioning	√	√	√	√	√	√
X Series X5 F171	Any	Any	FKA Rear-cabin automatic A/C	√	√	√	√	√	√
X Series X5 F172	Any	Any	FKA Rear-compartment air conditioning	√	√	√	√	√	√
X Series X5 F173	Any	Any	FLA High Beam Assist	√	√	√	√	√	√
X Series X5 F174	Any	Any	FRM Footwell module	√	√	√	√	√	√
X Series X5 F175	Any	Any	FRM/FRM2 Footwell module	√	√	√	√	√	√
X Series_X5_F176	Any	Any	FRM2 Footwell module 2	√	√	√	√	√	√
X Series X5 F177	Any	Any	FZD Function centre,roof	√	√	√	√	√	√
X Series X5 F178	Any	Any	GR Cruise control	√	√	√			
X Series X5 F179	Any	Any	GWS Gear selector switch	√	√	√	√	√	√
X Series X5 F180	Any	Any	HKL Rear-lid lift	√	√	√	√	√	√
X Series X5 F181	Any	Any	HKL Rear-lid module X	√	√	√	√		
X Series X5 F182	Any	Any	ICM Integrated Chassis Management	√	√	√	√	√	√
X Series X5 F183	Any	Any	ICM Integronic Power Steering	√	√	√	√	√	√
X Series X5 F184	Any	Any	IHKA Heater/automatic A/C control	√	√	√	√	√	√
X Series_X5_F185	Any	Any	IHKA Integrated automatic heating/air conditioning	√	√	√	√	√	√
X Series X5 F186	Any	Any	IHKA Integrated heating /air conditioning	√	√	√	√	√	√
X Series_X5_F187	Any	Any	IHKA/IHKR Integrated heating/air conditioning	√	√	√	√	√	√
X Series_X5_F188	Any	Any	IHKS Integrated heating/air-conditioning control	√	√	√	√	√	√
X Series X5 F189	Any	Any	IHS Heater control	√	√	√	√	√	√
X Series X5 F190	Any	Any	INSTR Instrumint cluster	√	√	√	√	√	√
X Series X5 F191	Any	Any	JBE Junction-box electronics	√	√	√	√	√	√
X Series X5 F192	Any	Any	JBE2 Junction Box electronics 2	√	√	√	√	√	√
X Series X5 F193	Any	Any	JNAV Navigation system,Japan	√	√	√	√	√	√
X Series X5 F194	Any	Any	KBM Body basic module	√	√	√	√	√	√
X Series X5 F195	Any	Any	KGM Body Gateway Module	√	√	√	√	√	√
X Series X5 F196	Any	Any	KHI Headphones interface	√	√	√	√	√	√
X Series X5 F197	Any	Any	KNAV Navigation system,Korea	√	√	√	√	√	√
X Series X5 F198	Any	Any	KOM Instrument cluster	√	√	√	√	√	√
X Series_X5_F199	Any	Any	KOM/IKE/IKI/INSTR(Instrument cluster)	√	√	√	√	√	√
X Series_X5_F200	Any	Any	KOMBI2 additional Instruments						
X Series X5 F201	Any	Any	LEW Steering-angle sensor	√	√	√	√		
X Series X5 F202	Any	Any	LEW/LWS (Steering angle sensor)	√	√	√	√		
X Series X5 F203	Any	Any	LM Lights Module	√	√	√	√	√	√
X Series X5 F204	Any	Any	LM Lights module 2	√	√	√	√	√	√
X Series X5 F205	Any	Any	LM2 Lights module 2	√	√	√	√	√	√

X Series_X5_F206	Any	Any	LRA Automatic headlight vertical aim control	√	√	√			
X Series_X5_F207	Any	Any	LRA Headlight vertical aim control	√	√	√	√	√	√
X Series_X5_F208	Any	Any	LRR Long Range Radar	√	√	√			
X Series_X5_F209	Any	Any	LSZ/LCM (Lights switching center)	√	√	√	√	√	√
X Series_X5_F210	Any	Any	M-ASK-BO User interface	√	√	√	√	√	√
X Series_X5_F211	Any	Any	M-ASK-GW Gateway	√	√	√	√	√	√
X Series_X5_F212	Any	Any	M-ASK-NAV Navigation system	√	√	√	√	√	√
X Series_X5_F213	Any	Any	MFL Multifunction steering wheel I	√	√	√	√		
X Series_X5_F214	Any	Any	MID Multi Information Display	√	√	√			
X Series_X5_F215	Any	Any	MPM Micro-power module	√	√	√	√	√	√
X Series_X5_F216	Any	Any	MRS Multiple Restraint System	√	√	√	√		
X Series_X5_F217	Any	Any	MRS/AirBag (Multiple Restraint System)	√	√	√			
X Series_X5_F218	Any	Any	MRS/AirBag(Multiple Restraint System)	√	√	√			
X Series_X5_F219	Any	Any	MRS/AirBag/SIM (Multiple Restraint System)	√	√	√	√	√	√
X Series_X5_F220	Any	Any	NAV Navigation computer	√	√	√	√		
X Series_X5_F221	Any	Any	NAV Navigation computer, Europe	√	√	√	√		
X Series_X5_F222	Any	Any	NAV Navigation system	√	√	√	√	√	√
X Series_X5_F223	Any	Any	NVE Night Vision Electronics	√	√	√	√	√	√
X Series_X5_F224	Any	Any	NVK Night vision camera	√	√	√	√	√	√
X Series_X5_F225	Any	Any	PDC Park Distance Control	√	√	√	√	√	√
X Series_X5_F226	Any	Any	PM Power module	√	√	√	√	√	√
X Series_X5_F227	Any	Any	QMVHL Lateral-moment distribution,rear axle	√	√	√	√	√	√
X Series_X5_F228	Any	Any	RAD Radio	√	√	√	√	√	√
X Series_X5_F229	Any	Any	RAD2-BO User interface	√	√	√	√	√	√
X Series_X5_F230	Any	Any	RAD2-GW Gateway	√	√	√	√		
X Series_X5_F231	Any	Any	RAD2-GW Gateway	√	√	√	√	√	√
X Series_X5_F232	Any	Any	RDC Tire pressure control	√	√	√	√		
X Series_X5_F233	Any	Any	RDC/RDW Tyre pressure check	√	√	√	√		
X Series_X5_F234	Any	Any	RFK Reversing camera	√	√	√	√	√	√
X Series_X5_F235	Any	Any	RLS Rain/Light Sensor	√	√	√	√		
X Series_X5_F236	Any	Any	RLS/AIC (Rain/Light Sensor/Automatic interval Control)	√	√	√	√		
X Series_X5_F237	Any	Any	RLSS Rain/light solar sensor	√	√	√	√	√	√
X Series_X5_F238	Any	Any	RLSS Solar Rain/Light Sensor	√	√	√	√	√	√
X Series_X5_F239	Any	Any	RSE Rear Seat Entertainment	√	√	√	√	√	√
X Series_X5_F240	Any	Any	RSE Rear seat entertainment	√	√	√	√	√	√
X Series_X5_F241	Any	Any	SASL Satellite,A-pillar,left	√	√	√	√		
X Series_X5_F242	Any	Any	SASR Satellite,A-pillar,right	√	√	√	√		
X Series_X5_F243	Any	Any	SBSL Satellite,B-pillar,left	√	√	√	√		
X Series_X5_F244	Any	Any	SBSR Satellite,B-pillar,right	√	√	√	√		
X Series_X5_F245	Any	Any	SBSR Satellite,B-pillar,right	√	√	√	√	√	√
X Series_X5_F246	Any	Any	SBSR Satellite tuner (US)	√	√	√	√	√	√



X Series X5 F247	Any	Any	SEC1 Supplementary control unit 1	√	√	√			
X Series X5 F248	Any	Any	SEC2 Supplementary control unit 2	√	√	√			
X Series X5 F249	Any	Any	SFZ Satellite vehicle center	√	√	√	√		
X Series_X5_F250	Any	Any	SG-FD Control unit,rear-compartment display	√	√	√	√		
X Series_X5_F251	Any	Any	SG-FD-GW Control unit,rear-compartment display(gateway)	√	√	√	√	√	√
X Series_X5_F252	Any	Any	SGM-SIM Safety and Gateway Module(SIM)	√	√	√	√	√	√
X Series_X5_F253	Any	Any	SGM-ZGM Safety and Gateway Module(ZGM)	√	√	√			
X Series X5 F254	Any	Any	SHD Slide/tilt sunroof 2	√	√	√	√	√	√
X Series X5 F255	Any	Any	SHD Sliding/tilting sunroof	√	√	√	√	√	√
X Series X5 F256	Any	Any	SHD Sliding/tilting sunroof module	√	√	√	√	√	√
X Series X5 F257	Any	Any	SHD Sliding/titing sunroof	√	√	√			
X Series X5 F258	Any	Any	SHZH Independent/auxiliary heater	√	√	√	√	√	√
X Series X5 F259	Any	Any	SIM Safety and information module	√	√	√	√	√	√
X Series_X5_F260	Any	Any	SINE Siren and tilt sensor	√	√	√	√		
X Series X5 F261	Any	Any	SINE Siren with tilt sensor	√	√	√	√	√	√
X Series X5 F262	Any	Any	SMBF Seat module,passenger	√	√	√	√	√	√
X Series_X5_F263	Any	Any	SMBFH Seat module,passenger'sside,rear	√	√	√	√	√	√
X Series X5 F264	Any	Any	SMF/SM/SLM (Seat memory,driver)	√	√	√	√	√	√
X Series X5 F265	Any	Any	SMFA Seat module,driver	√	√	√	√	√	√
X Series X5 F266	Any	Any	SMFAH Seat module,driver'sside,rear	√	√	√	√	√	√
X Series X5 F267	Any	Any	SPMBT Mirror memory,passenger	√	√	√	√	√	√
X Series X5 F268	Any	Any	SPMFT Mirror memory,driver	√	√	√	√	√	√
X Series X5 F269	Any	Any	SSBF Satellite,seat,passenger	√	√	√	√		
X Series X5 F270	Any	Any	SSFA Satellite,seat,driver	√	√	√	√		
X Series X5 F271	Any	Any	SSH Satellite,seat,rear	√	√	√	√	√	√
X Series_X5_F272	Any	Any	STH park heating						
X Series X5 F273	Any	Any	STVL Satellite,door,front left	√	√	√	√		
X Series X5 F274	Any	Any	STVR Satellite,door,front right	√	√	√	√		
X Series X5 F275	Any	Any	SVS Language processing system	√	√	√	√		
X Series_X5_F276	Any	Any	SVT Servotronic						
X Series X5 F277	Any	Any	SZL Switch center,steering column	√	√	√	√	√	√
X Series X5 F278	Any	Any	SZM Switching center,center console	√	√	√	√	√	√
X Series_X5_F279	Any	Any	Short test	√	√	√			
X Series X5 F280	Any	Any	TCU Telematic Control Unit	√	√	√	√	√	√
X Series_X5_F281	Any	Any	TEL Telephone	√	√	√	√		
X Series_X5_F282	Any	Any	TMBF Door module,front passenger	√	√	√	√	√	√
X Series_X5_F283	Any	Any	TMBFH Door module,passenger'sside,rear	√	√	√	√		
X Series_X5_F284	Any	Any	TMBFT Door module,passenger door	√	√	√	√		
X Series_X5_F285	Any	Any	TMBFD Door module,driver	√	√	√	√	√	√

X Series X5 F286	Any	Any	TMFAH Door module,driver'sside,rear	√	√	√	√		
X Series X5 F287	Any	Any	TMFAT Door module,driver's door	√	√	√	√		
X Series X5 F288	Any	Any	TRSVCA All round view camera	√	√	√	√	√	√
X Series_X5_F289	Any	Any	ULF Universal charging and hands-free facility	√	√	√	√	√	√
X Series X5 F290	Any	Any	ULF-SBX-H Interface box High	√	√	√	√	√	√
X Series X5 F291	Any	Any	VDM Vertical Dynamics Management	√	√	√	√	√	√
X Series X5 F292	Any	Any	VID Video module	√	√	√			
X Series X5 F293	Any	Any	VM Video Module	√	√	√	√	√	√
X Series X5 F294	Any	Any	VSW Video switch	√	√	√	√	√	√
X Series X5 F295	Any	Any	VTC Valvetronic	√	√	√			
X Series_X5_F296	Any	Any	VTC2 Valvetronic 2	√	√	√			
X Series X5 F297	Any	Any	VTG Transfer case	√	√	√	√	√	√
X Series X5 F298	Any	Any	WIM Wiper module	√	√	√	√	√	√
X Series X5 F299	Any	Any	ZGM Central Gateway Module	√	√	√	√	√	√
X Series_X5_F300	Any	Any	ZKE Central body electronics BC 1	√	√	√	√	√	√
X Series_X5_F301	Any	Any	ZKE/GM (Central body electronics/GM base module)	√	√	√	√	√	√
X Series_X6_E71	X6 3.0si, X6 3.0d, X6 3.0sd, X6 5.0i,X6 M	2008-2016	ABS/ASC/DSC (Dynamic Stability Control)	√	√	√	√	√	√
X Series_X6_E71	X6 3.0si, X6 3.0d, X6 3.0sd, X6 5.0i,X6 M	2008-2016	ACC Active cruise control	√	√	√	√	√	√
X Series_X6_E71	X6 3.0si, X6 3.0d, X6 3.0sd, X6 5.0i,X6 M	2008-2016	ACC/ACC2 Active Cruise Control	√	√	√			
X Series_X6_E71	X6 3.0si, X6 3.0d, X6 3.0sd, X6 5.0i,X6 M	2008-2016	ACSM Crash Safety Module	√	√	√	√	√	√
X Series_X6_E71	X6 3.0si, X6 3.0d, X6 3.0sd, X6 5.0i,X6 M	2008-2016	ACSM/MRS Crash Safety Module	√	√	√	√		
X Series_X6_E71	X6 3.0si, X6 3.0d, X6 3.0sd, X6 5.0i,X6 M	2008-2016	AHL Adaptive directional headlights	√	√	√	√	√	√
X Series_X6_E71	X6 3.0si, X6 3.0d, X6 3.0sd, X6 5.0i,X6 M	2008-2016	AHM Trailer module	√	√	√	√	√	√
X Series_X6_E71	X6 3.0si, X6 3.0d, X6 3.0sd, X6 5.0i,X6 M	2008-2016	AL active front steering (AFS70)	√	√	√	√		
X Series_X6_E71	X6 3.0si, X6 3.0d, X6 3.0sd, X6 5.0i,X6 M	2008-2016	AL active steering	√	√	√	√	√	√
X Series_X6_E71	X6 3.0si, X6 3.0d, X6 3.0sd, X6 5.0i,X6 M	2008-2016	ALBBF Active backrest width,front passenger	√	√	√	√		
X Series_X6_E71	X6 3.0si, X6 3.0d, X6 3.0sd, X6 5.0i,X6 M	2008-2016	ALBFA Active backrest width,driver	√	√	√	√		
X Series_X6_E71	X6 3.0si, X6 3.0d, X6 3.0sd, X6 5.0i,X6 M	2008-2016	AMP Amplifier	√	√	√	√	√	√
X Series_X6_E71	X6 3.0si, X6 3.0d, X6 3.0sd, X6 5.0i,X6 M	2008-2016	AMPH Hi-Fi amplifier	√	√	√	√	√	√
X Series_X6_E71	X6 3.0si, X6 3.0d, X6 3.0sd, X6 5.0i,X6 M	2008-2016	AMPT Hi-Fi amplifier	√	√	√	√	√	√

X Series_X6_E71	X6 3.0si, X6 3.0d, X6 3.0sd, X6 5.0i,X6 M	2008-2016	ANT Antenna/antenna tuner	√	√	√	√	√	√
X Series_X6_E71	X6 3.0si, X6 3.0d, X6 3.0sd, X6 5.0i,X6 M	2008-2016	ARS Dynamic Drive	√	√	√	√	√	√
X Series_X6_E71	X6 3.0si, X6 3.0d, X6 3.0sd, X6 5.0i,X6 M	2008-2016	ARS Dynamic Drive 2	√	√	√	√	√	√
X Series_X6_E71	X6 3.0si, X6 3.0d, X6 3.0sd, X6 5.0i,X6 M	2008-2016	ASK Audio system controller	√	√	√	√	√	√
X Series_X6_E71	X6 3.0si, X6 3.0d, X6 3.0sd, X6 5.0i,X6 M	2008-2016	BM On-board monitor						
X Series_X6_E71	X6 3.0si, X6 3.0d, X6 3.0sd, X6 5.0i,X6 M	2008-2016	BM/MIR (On-board monitor/Multi-Information Radio)	√	√	√	√	√	√
X Series_X6_E71	X6 3.0si, X6 3.0d, X6 3.0sd, X6 5.0i,X6 M	2008-2016	BZM Control center, center console	√	√	√	√	√	√
X Series_X6_E71	X6 3.0si, X6 3.0d, X6 3.0sd, X6 5.0i,X6 M	2008-2016	CA Comfort Access	√	√	√	√	√	√
X Series_X6_E71	X6 3.0si, X6 3.0d, X6 3.0sd, X6 5.0i,X6 M	2008-2016	CAN / byteflight	√	√	√			
X Series_X6_E71	X6 3.0si, X6 3.0d, X6 3.0sd, X6 5.0i,X6 M	2008-2016	CAN communication analysis	√	√	√			
X Series_X6_E71	X6 3.0si, X6 3.0d, X6 3.0sd, X6 5.0i,X6 M	2008-2016	CAS Car Access System	√	√	√	√	√	√
X Series_X6_E71	X6 3.0si, X6 3.0d, X6 3.0sd, X6 5.0i,X6 M	2008-2016	CCC-A Applications	√	√	√	√	√	√
X Series_X6_E71	X6 3.0si, X6 3.0d, X6 3.0sd, X6 5.0i,X6 M	2008-2016	CCC-ANT Aerial tuner	√	√	√	√	√	√
X Series_X6_E71	X6 3.0si, X6 3.0d, X6 3.0sd, X6 5.0i,X6 M	2008-2016	CCC-ASK Audio system controller	√	√	√	√	√	√
X Series_X6_E71	X6 3.0si, X6 3.0d, X6 3.0sd, X6 5.0i,X6 M	2008-2016	CCC-GW Gateway	√	√	√	√	√	√
X Series_X6_E71	X6 3.0si, X6 3.0d, X6 3.0sd, X6 5.0i,X6 M	2008-2016	CD Control Display	√	√	√	√		
X Series_X6_E71	X6 3.0si, X6 3.0d, X6 3.0sd, X6 5.0i,X6 M	2008-2016	CD-GW Control Display(Gateway)	√	√	√	√	√	√
X Series_X6_E71	X6 3.0si, X6 3.0d, X6 3.0sd, X6 5.0i,X6 M	2008-2016	CDC CD Changer	√	√	√	√	√	√
X Series_X6_E71	X6 3.0si, X6 3.0d, X6 3.0sd, X6 5.0i,X6 M	2008-2016	CEM Clean Energy Module	√	√	√	√		
X Series_X6_E71	X6 3.0si, X6 3.0d, X6 3.0sd, X6 5.0i,X6 M	2008-2016	CHAMP-BO User interface X	√	√	√	√		
X Series_X6_E71	X6 3.0si, X6 3.0d, X6 3.0sd, X6 5.0i,X6 M	2008-2016	CHAMP-GW Gateway X	√	√	√	√		
X Series_X6_E71	X6 3.0si, X6 3.0d, X6 3.0sd, X6 5.0i,X6 M	2008-2016	CIC User interface	√	√	√	√	√	√
X Series_X6_E71	X6 3.0si, X6 3.0d, X6 3.0sd, X6 5.0i,X6 M	2008-2016	CIC-GW Gateway	√	√	√	√	√	√

X Series_X6_E71	X6 3.0si, X6 3.0d, X6 3.0sd, X6 5.0i,X6 M	2008-2016	CIC/CHAMP Car headunit column	√	√	√	√	√	√
X Series_X6_E71	X6 3.0si, X6 3.0d, X6 3.0sd, X6 5.0i,X6 M	2008-2016	CID Central Information Display	√	√	√	√	√	√
X Series_X6_E71	X6 3.0si, X6 3.0d, X6 3.0sd, X6 5.0i,X6 M	2008-2016	CIM Chassis integration Module	√	√	√	√	√	√
X Series_X6_E71	X6 3.0si, X6 3.0d, X6 3.0sd, X6 5.0i,X6 M	2008-2016	CON Controller	√	√	√	√	√	√
X Series_X6_E71	X6 3.0si, X6 3.0d, X6 3.0sd, X6 5.0i,X6 M	2008-2016	CVM Convertible top module	√	√	√	√	√	√
X Series_X6_E71	X6 3.0si, X6 3.0d, X6 3.0sd, X6 5.0i,X6 M	2008-2016	DAB Digital tuner	√	√	√	√	√	√
X Series_X6_E71	X6 3.0si, X6 3.0d, X6 3.0sd, X6 5.0i,X6 M	2008-2016	DDE Diesel Electronics	√	√	√	√	√	√
X Series_X6_E71	X6 3.0si, X6 3.0d, X6 3.0sd, X6 5.0i,X6 M	2008-2016	DME Digital Engine/Gearbox Electronics 2	√	√	√	√	√	√
X Series_X6_E71	X6 3.0si, X6 3.0d, X6 3.0sd, X6 5.0i,X6 M	2008-2016	DME Digital Motor Electronics	√	√	√	√	√	√
X Series_X6_E71	X6 3.0si, X6 3.0d, X6 3.0sd, X6 5.0i,X6 M	2008-2016	DME Motor Electronics	√	√	√	√	√	√
X Series_X6_E71	X6 3.0si, X6 3.0d, X6 3.0sd, X6 5.0i,X6 M	2008-2016	DME/DDE (Motor/Diesel Electronics)	√	√	√	√	√	√
X Series_X6_E71	X6 3.0si, X6 3.0d, X6 3.0sd, X6 5.0i,X6 M	2008-2016	DME/DDE Motor Electronics	√	√	√	√	√	√
X Series_X6_E71	X6 3.0si, X6 3.0d, X6 3.0sd, X6 5.0i,X6 M	2008-2016	DME2/DME2 Digital motor electronics 2	√	√	√	√	√	√
X Series_X6_E71	X6 3.0si, X6 3.0d, X6 3.0sd, X6 5.0i,X6 M	2008-2016	DSC Dynamic Stability Control	√	√	√	√	√	√
X Series_X6_E71	X6 3.0si, X6 3.0d, X6 3.0sd, X6 5.0i,X6 M	2008-2016	DSC(Bosch)Dynamic Stability Control	√	√	√	√	√	√
X Series_X6_E71	X6 3.0si, X6 3.0d, X6 3.0sd, X6 5.0i,X6 M	2008-2016	DSP Digital Sound Processor						
X Series_X6_E71	X6 3.0si, X6 3.0d, X6 3.0sd, X6 5.0i,X6 M	2008-2016	DVD CD Changer	√	√	√	√		
X Series_X6_E71	X6 3.0si, X6 3.0d, X6 3.0sd, X6 5.0i,X6 M	2008-2016	DVD-C DVD changer	√	√	√	√	√	√
X Series_X6_E71	X6 3.0si, X6 3.0d, X6 3.0sd, X6 5.0i,X6 M	2008-2016	DVDC DVD Changer	√	√	√	√	√	√
X Series_X6_E71	X6 3.0si, X6 3.0d, X6 3.0sd, X6 5.0i,X6 M	2008-2016	DWA antitheft alarm system	√	√	√	√	√	√
X Series_X6_E71	X6 3.0si, X6 3.0d, X6 3.0sd, X6 5.0i,X6 M	2008-2016	EDC Damper Control	√	√	√	√	√	√
X Series_X6_E71	X6 3.0si, X6 3.0d, X6 3.0sd, X6 5.0i,X6 M	2008-2016	EDC Electronic Damper Control	√	√	√	√	√	√
X Series_X6_E71	X6 3.0si, X6 3.0d, X6 3.0sd, X6 5.0i,X6 M	2008-2016	EDCSHL Damper satellite, rear left	√	√	√	√	√	√

X Series_X6_E71	X6 3.0si, X6 3.0d, X6 3.0sd, X6 5.0i,X6 M	2008-2016	EDCSHR Damper satellite, rear right	√	√	√	√	√	√
X Series_X6_E71	X6 3.0si, X6 3.0d, X6 3.0sd, X6 5.0i,X6 M	2008-2016	EDCSVL Damper satellite, front left	√	√	√	√	√	√
X Series_X6_E71	X6 3.0si, X6 3.0d, X6 3.0sd, X6 5.0i,X6 M	2008-2016	EDCSVR Damper satellite, front right	√	√	√	√	√	√
X Series_X6_E71	X6 3.0si, X6 3.0d, X6 3.0sd, X6 5.0i,X6 M	2008-2016	EGS 6HPTU transmission control	√	√	√	√	√	√
X Series_X6_E71	X6 3.0si, X6 3.0d, X6 3.0sd, X6 5.0i,X6 M	2008-2016	EGS transmission management	√	√	√	√	√	√
X Series_X6_E71	X6 3.0si, X6 3.0d, X6 3.0sd, X6 5.0i,X6 M	2008-2016	EHC Electronic Height Control	√	√	√	√	√	√
X Series_X6_E71	X6 3.0si, X6 3.0d, X6 3.0sd, X6 5.0i,X6 M	2008-2016	EHC Electronic Ride-Height Control	√	√	√	√	√	√
X Series_X6_E71	X6 3.0si, X6 3.0d, X6 3.0sd, X6 5.0i,X6 M	2008-2016	EHC Ride level(Height) Control	√	√	√	√	√	√
X Series_X6_E71	X6 3.0si, X6 3.0d, X6 3.0sd, X6 5.0i,X6 M	2008-2016	EHC/EHC2 (Electronic ride-level control)	√	√	√	√	√	√
X Series_X6_E71	X6 3.0si, X6 3.0d, X6 3.0sd, X6 5.0i,X6 M	2008-2016	EHPS Electro-hydraulic steering assistance	√	√	√	√	√	√
X Series_X6_E71	X6 3.0si, X6 3.0d, X6 3.0sd, X6 5.0i,X6 M	2008-2016	EKP Fuel pump	√	√	√	√	√	√
X Series_X6_E71	X6 3.0si, X6 3.0d, X6 3.0sd, X6 5.0i,X6 M	2008-2016	EKPS Fuel pump	√	√	√	√	√	√
X Series_X6_E71	X6 3.0si, X6 3.0d, X6 3.0sd, X6 5.0i,X6 M	2008-2016	EKPS Fuel-pump control	√	√	√	√	√	√
X Series_X6_E71	X6 3.0si, X6 3.0d, X6 3.0sd, X6 5.0i,X6 M	2008-2016	EMF Parking brake	√	√	√	√	√	√
X Series_X6_E71	X6 3.0si, X6 3.0d, X6 3.0sd, X6 5.0i,X6 M	2008-2016	EML Electronic engine-power control	√	√	√			
X Series_X6_E71	X6 3.0si, X6 3.0d, X6 3.0sd, X6 5.0i,X6 M	2008-2016	EPS Electronic Power Steering	√	√	√	√	√	√
X Series_X6_E71	X6 3.0si, X6 3.0d, X6 3.0sd, X6 5.0i,X6 M	2008-2016	EWS Electronic immobilizer	√	√	√	√		
X Series_X6_E71	X6 3.0si, X6 3.0d, X6 3.0sd, X6 5.0i,X6 M	2008-2016	EWS Vehicle immobilizer	√	√	√	√		
X Series_X6_E71	X6 3.0si, X6 3.0d, X6 3.0sd, X6 5.0i,X6 M	2008-2016	FBI Flexible Bus Interface	√	√	√	√		
X Series_X6_E71	X6 3.0si, X6 3.0d, X6 3.0sd, X6 5.0i,X6 M	2008-2016	FBZM Rear compartment,controlcenter,center console	√	√	√	√	√	√
X Series_X6_E71	X6 3.0si, X6 3.0d, X6 3.0sd, X6 5.0i,X6 M	2008-2016	FCON Rear compartment controller	√	√	√	√	√	√
X Series_X6_E71	X6 3.0si, X6 3.0d, X6 3.0sd, X6 5.0i,X6 M	2008-2016	FD Rear-cabin display	√	√	√	√		
X Series_X6_E71	X6 3.0si, X6 3.0d, X6 3.0sd, X6 5.0i,X6 M	2008-2016	FD Rear compartment display	√	√	√	√	√	√

X Series_X6_E71	X6 3.0si, X6 3.0d, X6 3.0sd, X6 5.0i,X6 M	2008-2016	FD2 Rear-compartment display2	√	√	√	√	√	√
X Series_X6_E71	X6 3.0si, X6 3.0d, X6 3.0sd, X6 5.0i,X6 M	2008-2016	FID Read-compartment information display	√	√	√			
X Series_X6_E71	X6 3.0si, X6 3.0d, X6 3.0sd, X6 5.0i,X6 M	2008-2016	FKA Rear heater/air conditioning	√	√	√	√	√	√
X Series_X6_E71	X6 3.0si, X6 3.0d, X6 3.0sd, X6 5.0i,X6 M	2008-2016	FKA Rear-cabin automatic A/C	√	√	√	√	√	√
X Series_X6_E71	X6 3.0si, X6 3.0d, X6 3.0sd, X6 5.0i,X6 M	2008-2016	FKA Rear-compartment air conditioning	√	√	√	√	√	√
X Series_X6_E71	X6 3.0si, X6 3.0d, X6 3.0sd, X6 5.0i,X6 M	2008-2016	FLA High Beam Assist	√	√	√	√	√	√
X Series_X6_E71	X6 3.0si, X6 3.0d, X6 3.0sd, X6 5.0i,X6 M	2008-2016	FRM Footwell module	√	√	√	√	√	√
X Series_X6_E71	X6 3.0si, X6 3.0d, X6 3.0sd, X6 5.0i,X6 M	2008-2016	FRM/FRM2 Footwell module	√	√	√	√	√	√
X Series_X6_E71	X6 3.0si, X6 3.0d, X6 3.0sd, X6 5.0i,X6 M	2008-2016	FRM2 Footwell module 2	√	√	√	√	√	√
X Series_X6_E71	X6 3.0si, X6 3.0d, X6 3.0sd, X6 5.0i,X6 M	2008-2016	FZD Function centre,roof	√	√	√	√	√	√
X Series_X6_E71	X6 3.0si, X6 3.0d, X6 3.0sd, X6 5.0i,X6 M	2008-2016	GR Cruise control	√	√	√			
X Series_X6_E71	X6 3.0si, X6 3.0d, X6 3.0sd, X6 5.0i,X6 M	2008-2016	GWS Gear selector switch	√	√	√	√	√	√
X Series_X6_E71	X6 3.0si, X6 3.0d, X6 3.0sd, X6 5.0i,X6 M	2008-2016	HKL Rear-lid lift	√	√	√	√	√	√
X Series_X6_E71	X6 3.0si, X6 3.0d, X6 3.0sd, X6 5.0i,X6 M	2008-2016	HKL Rear-lid module X	√	√	√	√		
X Series_X6_E71	X6 3.0si, X6 3.0d, X6 3.0sd, X6 5.0i,X6 M	2008-2016	ICM Integrated Chassis Management	√	√	√	√	√	√
X Series_X6_E71	X6 3.0si, X6 3.0d, X6 3.0sd, X6 5.0i,X6 M	2008-2016	ICM Integronic Power Steering	√	√	√	√	√	√
X Series_X6_E71	X6 3.0si, X6 3.0d, X6 3.0sd, X6 5.0i,X6 M	2008-2016	IHKA Heater/automatic A/C control	√	√	√	√	√	√
X Series_X6_E71	X6 3.0si, X6 3.0d, X6 3.0sd, X6 5.0i,X6 M	2008-2016	IHKA Integrated automatic heating/air conditioning	√	√	√	√	√	√
X Series_X6_E71	X6 3.0si, X6 3.0d, X6 3.0sd, X6 5.0i,X6 M	2008-2016	IHKA Integrated heating /air conditioning	√	√	√	√	√	√
X Series_X6_E71	X6 3.0si, X6 3.0d, X6 3.0sd, X6 5.0i,X6 M	2008-2016	IHKA/IHKR Integrated heating/air conditioning	√	√	√	√	√	√
X Series_X6_E71	X6 3.0si, X6 3.0d, X6 3.0sd, X6 5.0i,X6 M	2008-2016	IHKS Integrated heating/air-conditioning control	√	√	√	√	√	√
X Series_X6_E71	X6 3.0si, X6 3.0d, X6 3.0sd, X6 5.0i,X6 M	2008-2016	IHS Heater control	√	√	√	√	√	√
X Series_X6_E71	X6 3.0si, X6 3.0d, X6 3.0sd, X6 5.0i,X6 M	2008-2016	INSTR Instrument cluster	√	√	√	√	√	√

X Series_X6_E71	X6 3.0si, X6 3.0d, X6 3.0sd, X6 5.0i,X6 M	2008-2016	JBE Junction-box electronics	√	√	√	√	√	√
X Series_X6_E71	X6 3.0si, X6 3.0d, X6 3.0sd, X6 5.0i,X6 M	2008-2016	JBE2 Junction Box electronics 2	√	√	√	√	√	√
X Series_X6_E71	X6 3.0si, X6 3.0d, X6 3.0sd, X6 5.0i,X6 M	2008-2016	JNAV Navigation system,Japan	√	√	√	√	√	√
X Series_X6_E71	X6 3.0si, X6 3.0d, X6 3.0sd, X6 5.0i,X6 M	2008-2016	KBM Body basic module	√	√	√	√	√	√
X Series_X6_E71	X6 3.0si, X6 3.0d, X6 3.0sd, X6 5.0i,X6 M	2008-2016	KGM Body Gateway Module	√	√	√	√	√	√
X Series_X6_E71	X6 3.0si, X6 3.0d, X6 3.0sd, X6 5.0i,X6 M	2008-2016	KHI Headphones interface	√	√	√	√	√	√
X Series_X6_E71	X6 3.0si, X6 3.0d, X6 3.0sd, X6 5.0i,X6 M	2008-2016	KNAV Navigation system,Korea	√	√	√	√	√	√
X Series_X6_E71	X6 3.0si, X6 3.0d, X6 3.0sd, X6 5.0i,X6 M	2008-2016	KOM Instrument cluster	√	√	√	√	√	√
X Series_X6_E71	X6 3.0si, X6 3.0d, X6 3.0sd, X6 5.0i,X6 M	2008-2016	KOM/IKE/IKI/INSTR(Instrument cluster)	√	√	√	√	√	√
X Series_X6_E71	X6 3.0si, X6 3.0d, X6 3.0sd, X6 5.0i,X6 M	2008-2016	KOMBI2 additional Instruments						
X Series_X6_E71	X6 3.0si, X6 3.0d, X6 3.0sd, X6 5.0i,X6 M	2008-2016	LEW Steering-angle sensor	√	√	√	√		
X Series_X6_E71	X6 3.0si, X6 3.0d, X6 3.0sd, X6 5.0i,X6 M	2008-2016	LEW/LWS (Steering angle sensor)	√	√	√	√		
X Series_X6_E71	X6 3.0si, X6 3.0d, X6 3.0sd, X6 5.0i,X6 M	2008-2016	LM Lights Module	√	√	√	√	√	√
X Series_X6_E71	X6 3.0si, X6 3.0d, X6 3.0sd, X6 5.0i,X6 M	2008-2016	LM Lights module 2	√	√	√	√	√	√
X Series_X6_E71	X6 3.0si, X6 3.0d, X6 3.0sd, X6 5.0i,X6 M	2008-2016	LM2 Lights module 2	√	√	√	√	√	√
X Series_X6_E71	X6 3.0si, X6 3.0d, X6 3.0sd, X6 5.0i,X6 M	2008-2016	LRA Automatic headlight vertical aim control	√	√	√			
X Series_X6_E71	X6 3.0si, X6 3.0d, X6 3.0sd, X6 5.0i,X6 M	2008-2016	LRA Headlight vertical aim control	√	√	√	√	√	√
X Series_X6_E71	X6 3.0si, X6 3.0d, X6 3.0sd, X6 5.0i,X6 M	2008-2016	LRR Long Range Radar	√	√	√			
X Series_X6_E71	X6 3.0si, X6 3.0d, X6 3.0sd, X6 5.0i,X6 M	2008-2016	LSZ/LCM (Lights switching center)	√	√	√	√	√	√
X Series_X6_E71	X6 3.0si, X6 3.0d, X6 3.0sd, X6 5.0i,X6 M	2008-2016	M-ASK-BO User interface	√	√	√	√	√	√
X Series_X6_E71	X6 3.0si, X6 3.0d, X6 3.0sd, X6 5.0i,X6 M	2008-2016	M-ASK-GW Gateway	√	√	√	√	√	√
X Series_X6_E71	X6 3.0si, X6 3.0d, X6 3.0sd, X6 5.0i,X6 M	2008-2016	M-ASK-NAV Navigation system	√	√	√	√	√	√
X Series_X6_E71	X6 3.0si, X6 3.0d, X6 3.0sd, X6 5.0i,X6 M	2008-2016	MFI Multifunction steering wheel I	√	√	√	√		

X Series_X6_E71	X6 3.0si, X6 3.0d, X6 3.0sd, X6 5.0i,X6 M	2008-2016	MID Multi Information Display	√	√	√			
X Series_X6_E71	X6 3.0si, X6 3.0d, X6 3.0sd, X6 5.0i,X6 M	2008-2016	MPM Micro-power module	√	√	√	√	√	√
X Series_X6_E71	X6 3.0si, X6 3.0d, X6 3.0sd, X6 5.0i,X6 M	2008-2016	MRS Multiple Restraint System	√	√	√	√		
X Series_X6_E71	X6 3.0si, X6 3.0d, X6 3.0sd, X6 5.0i,X6 M	2008-2016	MRS/AirBag (Multiple Restraint System)	√	√	√			
X Series_X6_E71	X6 3.0si, X6 3.0d, X6 3.0sd, X6 5.0i,X6 M	2008-2016	MRS/AirBag(Multiple Restraint System)	√	√	√			
X Series_X6_E71	X6 3.0si, X6 3.0d, X6 3.0sd, X6 5.0i,X6 M	2008-2016	MRS/AirBag/SIM (Multiple Restraint System)	√	√	√	√	√	√
X Series_X6_E71	X6 3.0si, X6 3.0d, X6 3.0sd, X6 5.0i,X6 M	2008-2016	NAV Navigation computer	√	√	√	√		
X Series_X6_E71	X6 3.0si, X6 3.0d, X6 3.0sd, X6 5.0i,X6 M	2008-2016	NAV Navigation computer, Europe	√	√	√	√		
X Series_X6_E71	X6 3.0si, X6 3.0d, X6 3.0sd, X6 5.0i,X6 M	2008-2016	NAV Navigation system	√	√	√	√	√	√
X Series_X6_E71	X6 3.0si, X6 3.0d, X6 3.0sd, X6 5.0i,X6 M	2008-2016	NVE Night Vision Electronics	√	√	√	√	√	√
X Series_X6_E71	X6 3.0si, X6 3.0d, X6 3.0sd, X6 5.0i,X6 M	2008-2016	NVK Night vision camera	√	√	√	√	√	√
X Series_X6_E71	X6 3.0si, X6 3.0d, X6 3.0sd, X6 5.0i,X6 M	2008-2016	PDC Park Distance Control	√	√	√	√	√	√
X Series_X6_E71	X6 3.0si, X6 3.0d, X6 3.0sd, X6 5.0i,X6 M	2008-2016	PM Power module	√	√	√	√	√	√
X Series_X6_E71	X6 3.0si, X6 3.0d, X6 3.0sd, X6 5.0i,X6 M	2008-2016	QMVHL Lateral-moment distribution,rear axle	√	√	√	√	√	√
X Series_X6_E71	X6 3.0si, X6 3.0d, X6 3.0sd, X6 5.0i,X6 M	2008-2016	RAD Radio	√	√	√	√	√	√
X Series_X6_E71	X6 3.0si, X6 3.0d, X6 3.0sd, X6 5.0i,X6 M	2008-2016	RAD2-BO User interface	√	√	√	√	√	√
X Series_X6_E71	X6 3.0si, X6 3.0d, X6 3.0sd, X6 5.0i,X6 M	2008-2016	RAD2-GW Gateway	√	√	√	√		
X Series_X6_E71	X6 3.0si, X6 3.0d, X6 3.0sd, X6 5.0i,X6 M	2008-2016	RAD2-GW Gateway	√	√	√	√	√	√
X Series_X6_E71	X6 3.0si, X6 3.0d, X6 3.0sd, X6 5.0i,X6 M	2008-2016	RDC Tire pressure control	√	√	√	√		
X Series_X6_E71	X6 3.0si, X6 3.0d, X6 3.0sd, X6 5.0i,X6 M	2008-2016	RDC/RDW Tyre pressure check	√	√	√	√		
X Series_X6_E71	X6 3.0si, X6 3.0d, X6 3.0sd, X6 5.0i,X6 M	2008-2016	RFK Reversing camera	√	√	√	√	√	√
X Series_X6_E71	X6 3.0si, X6 3.0d, X6 3.0sd, X6 5.0i,X6 M	2008-2016	RLS Rain/Light Sensor	√	√	√	√		
X Series_X6_E71	X6 3.0si, X6 3.0d, X6 3.0sd, X6 5.0i,X6 M	2008-2016	RLS/AIC (Rain/Light Sensor/Automatic Interva Control)	√	√	√	√		



X Series_X6_E71	X6 3.0si, X6 3.0d, X6 3.0sd, X6 5.0i,X6 M	2008-2016	RLSS Rain/light solar sensor	√	√	√	√	√	√
X Series_X6_E71	X6 3.0si, X6 3.0d, X6 3.0sd, X6 5.0i,X6 M	2008-2016	RLSS Solar Rain/Light Sensor	√	√	√	√	√	√
X Series_X6_E71	X6 3.0si, X6 3.0d, X6 3.0sd, X6 5.0i,X6 M	2008-2016	RSE Rear Seat Entertainment	√	√	√	√	√	√
X Series_X6_E71	X6 3.0si, X6 3.0d, X6 3.0sd, X6 5.0i,X6 M	2008-2016	RSE Rear seat entertainment	√	√	√	√	√	√
X Series_X6_E71	X6 3.0si, X6 3.0d, X6 3.0sd, X6 5.0i,X6 M	2008-2016	SASL Satellite,A-pillar,left	√	√	√	√		
X Series_X6_E71	X6 3.0si, X6 3.0d, X6 3.0sd, X6 5.0i,X6 M	2008-2016	SASR Satellite,A-pillar,right	√	√	√	√		
X Series_X6_E71	X6 3.0si, X6 3.0d, X6 3.0sd, X6 5.0i,X6 M	2008-2016	SBSL Satellite,B-pillar,left	√	√	√	√		
X Series_X6_E71	X6 3.0si, X6 3.0d, X6 3.0sd, X6 5.0i,X6 M	2008-2016	SBSR Satellite,B-pillar,right	√	√	√	√		
X Series_X6_E71	X6 3.0si, X6 3.0d, X6 3.0sd, X6 5.0i,X6 M	2008-2016	SBSR Satellite,B-pillar,right	√	√	√	√	√	√
X Series_X6_E71	X6 3.0si, X6 3.0d, X6 3.0sd, X6 5.0i,X6 M	2008-2016	SDARS Satellite tuner (US)	√	√	√	√	√	√
X Series_X6_E71	X6 3.0si, X6 3.0d, X6 3.0sd, X6 5.0i,X6 M	2008-2016	SEC1 Supplementary control unit 1	√	√	√			
X Series_X6_E71	X6 3.0si, X6 3.0d, X6 3.0sd, X6 5.0i,X6 M	2008-2016	SEC2 Supplementary control unit 2	√	√	√			
X Series_X6_E71	X6 3.0si, X6 3.0d, X6 3.0sd, X6 5.0i,X6 M	2008-2016	SFZ Satellite vehicle center	√	√	√	√		
X Series_X6_E71	X6 3.0si, X6 3.0d, X6 3.0sd, X6 5.0i,X6 M	2008-2016	SG-FD Control unit,rear-compartment display	√	√	√	√		
X Series_X6_E71	X6 3.0si, X6 3.0d, X6 3.0sd, X6 5.0i,X6 M	2008-2016	SG-FD-GW Control unit,rear-compartment display(gateway)	√	√	√	√	√	√
X Series_X6_E71	X6 3.0si, X6 3.0d, X6 3.0sd, X6 5.0i,X6 M	2008-2016	SGM-SIM Safety and Gateway Module(SIM)	√	√	√	√	√	√
X Series_X6_E71	X6 3.0si, X6 3.0d, X6 3.0sd, X6 5.0i,X6 M	2008-2016	SGM-ZGM Safety and Gateway Module(ZGM)	√	√	√			
X Series_X6_E71	X6 3.0si, X6 3.0d, X6 3.0sd, X6 5.0i,X6 M	2008-2016	SHD Slide/tilt sunroof 2	√	√	√	√	√	√
X Series_X6_E71	X6 3.0si, X6 3.0d, X6 3.0sd, X6 5.0i,X6 M	2008-2016	SHD Sliding/tilting sunroof	√	√	√	√	√	√
X Series_X6_E71	X6 3.0si, X6 3.0d, X6 3.0sd, X6 5.0i,X6 M	2008-2016	SHD Sliding/tilting sunroof module	√	√	√	√	√	√
X Series_X6_E71	X6 3.0si, X6 3.0d, X6 3.0sd, X6 5.0i,X6 M	2008-2016	SHD Sliding/tilting sunroof	√	√	√			
X Series_X6_E71	X6 3.0si, X6 3.0d, X6 3.0sd, X6 5.0i,X6 M	2008-2016	SHZH Independent/auxiliary heater	√	√	√	√	√	√
X Series_X6_E71	X6 3.0si, X6 3.0d, X6 3.0sd, X6 5.0i,X6 M	2008-2016	SIM Safety and information module	√	√	√	√	√	√

X Series_X6_E71	X6 3.0si, X6 3.0d, X6 3.0sd, X6 5.0i,X6 M	2008-2016	SINE Siren and tilt sensor	√	√	√	√		
X Series_X6_E71	X6 3.0si, X6 3.0d, X6 3.0sd, X6 5.0i,X6 M	2008-2016	SINE Siren with tilt sensor	√	√	√	√	√	√
X Series_X6_E71	X6 3.0si, X6 3.0d, X6 3.0sd, X6 5.0i,X6 M	2008-2016	SMBF Seat module,passenger	√	√	√	√	√	√
X Series_X6_E71	X6 3.0si, X6 3.0d, X6 3.0sd, X6 5.0i,X6 M	2008-2016	SMBFH Seat module,passenger'sside,rear	√	√	√	√	√	√
X Series_X6_E71	X6 3.0si, X6 3.0d, X6 3.0sd, X6 5.0i,X6 M	2008-2016	SMF/SM/SLM (Seat memory,driver)	√	√	√	√	√	√
X Series_X6_E71	X6 3.0si, X6 3.0d, X6 3.0sd, X6 5.0i,X6 M	2008-2016	SMFA Seat module,driver	√	√	√	√	√	√
X Series_X6_E71	X6 3.0si, X6 3.0d, X6 3.0sd, X6 5.0i,X6 M	2008-2016	SMFAH Seat module,driver'sside,rear	√	√	√	√	√	√
X Series_X6_E71	X6 3.0si, X6 3.0d, X6 3.0sd, X6 5.0i,X6 M	2008-2016	SPMBT Mirror memory,passenger	√	√	√	√	√	√
X Series_X6_E71	X6 3.0si, X6 3.0d, X6 3.0sd, X6 5.0i,X6 M	2008-2016	SPMFT Mirror memory,driver	√	√	√	√	√	√
X Series_X6_E71	X6 3.0si, X6 3.0d, X6 3.0sd, X6 5.0i,X6 M	2008-2016	SSBF Satellite,seat,passenger	√	√	√	√		
X Series_X6_E71	X6 3.0si, X6 3.0d, X6 3.0sd, X6 5.0i,X6 M	2008-2016	SSFA Satellite,seat,driver	√	√	√	√		
X Series_X6_E71	X6 3.0si, X6 3.0d, X6 3.0sd, X6 5.0i,X6 M	2008-2016	SSH Satellite,seat,rear	√	√	√	√	√	√
X Series_X6_E71	X6 3.0si, X6 3.0d, X6 3.0sd, X6 5.0i,X6 M	2008-2016	STH park heating						
X Series_X6_E71	X6 3.0si, X6 3.0d, X6 3.0sd, X6 5.0i,X6 M	2008-2016	STVL Satellite,door,front left	√	√	√	√		
X Series_X6_E71	X6 3.0si, X6 3.0d, X6 3.0sd, X6 5.0i,X6 M	2008-2016	STVR Satellite,door,front right	√	√	√	√		
X Series_X6_E71	X6 3.0si, X6 3.0d, X6 3.0sd, X6 5.0i,X6 M	2008-2016	SVS Language processing system	√	√	√	√		
X Series_X6_E71	X6 3.0si, X6 3.0d, X6 3.0sd, X6 5.0i,X6 M	2008-2016	SVT Servotronic						
X Series_X6_E71	X6 3.0si, X6 3.0d, X6 3.0sd, X6 5.0i,X6 M	2008-2016	SZL Switch center,steering column	√	√	√	√	√	√
X Series_X6_E71	X6 3.0si, X6 3.0d, X6 3.0sd, X6 5.0i,X6 M	2008-2016	SZM Switching center,center console	√	√	√	√	√	√
X Series_X6_E71	X6 3.0si, X6 3.0d, X6 3.0sd, X6 5.0i,X6 M	2008-2016	Short test	√	√	√			
X Series_X6_E71	X6 3.0si, X6 3.0d, X6 3.0sd, X6 5.0i,X6 M	2008-2016	TCU Telematic Control Unit	√	√	√	√	√	√
X Series_X6_E71	X6 3.0si, X6 3.0d, X6 3.0sd, X6 5.0i,X6 M	2008-2016	TEL Telephone	√	√	√	√		
X Series_X6_E71	X6 3.0si, X6 3.0d, X6 3.0sd, X6 5.0i,X6 M	2008-2016	TMDF Door module,front passenger	√	√	√	√	√	√

X Series_X6_E71	X6 3.0si, X6 3.0d, X6 3.0sd, X6 5.0i,X6 M	2008-2016	TMBFH Door module,passenger'sside,rear	√	√	√	√		
X Series_X6_E71	X6 3.0si, X6 3.0d, X6 3.0sd, X6 5.0i,X6 M	2008-2016	TMBFT Door module,passenger door	√	√	√	√		
X Series_X6_E71	X6 3.0si, X6 3.0d, X6 3.0sd, X6 5.0i,X6 M	2008-2016	TMFA Door module,driver	√	√	√	√	√	√
X Series_X6_E71	X6 3.0si, X6 3.0d, X6 3.0sd, X6 5.0i,X6 M	2008-2016	TMFAH Door module,driver'sside,rear	√	√	√	√		
X Series_X6_E71	X6 3.0si, X6 3.0d, X6 3.0sd, X6 5.0i,X6 M	2008-2016	TMFAT Door module,driver's door	√	√	√	√		
X Series_X6_E71	X6 3.0si, X6 3.0d, X6 3.0sd, X6 5.0i,X6 M	2008-2016	TRSVC All round view camera	√	√	√	√	√	√
X Series_X6_E71	X6 3.0si, X6 3.0d, X6 3.0sd, X6 5.0i,X6 M	2008-2016	ULF Universal charging and hands-free facility	√	√	√	√	√	√
X Series_X6_E71	X6 3.0si, X6 3.0d, X6 3.0sd, X6 5.0i,X6 M	2008-2016	ULF-SBX-H Interface box High	√	√	√	√	√	√
X Series_X6_E71	X6 3.0si, X6 3.0d, X6 3.0sd, X6 5.0i,X6 M	2008-2016	VDM Vertical Dynamics Management	√	√	√	√	√	√
X Series_X6_E71	X6 3.0si, X6 3.0d, X6 3.0sd, X6 5.0i,X6 M	2008-2016	VID Video module	√	√	√			
X Series_X6_E71	X6 3.0si, X6 3.0d, X6 3.0sd, X6 5.0i,X6 M	2008-2016	VM Video Module	√	√	√	√	√	√
X Series_X6_E71	X6 3.0si, X6 3.0d, X6 3.0sd, X6 5.0i,X6 M	2008-2016	VSW Video switch	√	√	√	√	√	√
X Series_X6_E71	X6 3.0si, X6 3.0d, X6 3.0sd, X6 5.0i,X6 M	2008-2016	VTC Valvetronic	√	√	√			
X Series_X6_E71	X6 3.0si, X6 3.0d, X6 3.0sd, X6 5.0i,X6 M	2008-2016	VTC2 Valvetronic 2	√	√	√			
X Series_X6_E71	X6 3.0si, X6 3.0d, X6 3.0sd, X6 5.0i,X6 M	2008-2016	VTG Transfer case	√	√	√	√	√	√
X Series_X6_E71	X6 3.0si, X6 3.0d, X6 3.0sd, X6 5.0i,X6 M	2008-2016	WIM Wiper module	√	√	√	√	√	√
X Series_X6_E71	X6 3.0si, X6 3.0d, X6 3.0sd, X6 5.0i,X6 M	2008-2016	ZGM Central Gateway Module	√	√	√	√	√	√
X Series_X6_E71	X6 3.0si, X6 3.0d, X6 3.0sd, X6 5.0i,X6 M	2008-2016	ZKE Central body electronics BC 1	√	√	√	√	√	√
X Series_X6_E71	X6 3.0si, X6 3.0d, X6 3.0sd, X6 5.0i,X6 M	2008-2016	ZKE/GM (Central body electronics/GM base module)	√	√	√	√	√	√
X Series_X6_E72	Any	Any	ABS/ASC/DSC (Dynamic Stability Control)	√	√	√	√	√	√
X Series_X6_E72	Any	Any	ACC Active cruise control	√	√	√	√	√	√
X Series_X6_E72	Any	Any	ACC/ACC2 Active Cruise Control	√	√	√			
X Series_X6_E72	Any	Any	ACSM Crash Safety Module	√	√	√	√	√	√
X Series_X6_E72	Any	Any	ACSM/MRS Crash Safety Module	√	√	√	√		
X Series_X6_E72	Any	Any	AHL Adaptive directional headlights	√	√	√	√	√	√
X Series_X6_E72	Any	Any	AL Trailer module	√	√	√	√	√	√
X Series_X6_E72	Any	Any	AL active front steering (AFS70)	√	√	√	√		

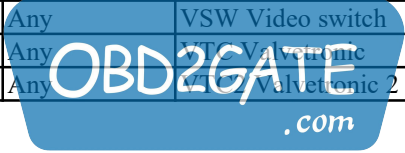
X Series X6 E72	Any	Any	AL active steering	√	√	√	√	√	√
X Series_X6_E72	Any	Any	ALBBF Active backrest width,front passenger	√	√	√	√		
X Series X6 E72	Any	Any	ALBFA Active backrest width,driver	√	√	√	√		
X Series X6 E72	Any	Any	AMP Amplifier	√	√	√	√	√	√
X Series X6 E72	Any	Any	AMPH Hi-Fi amplifier	√	√	√	√	√	√
X Series X6 E72	Any	Any	AMPT Top Hi-Fi amplifier	√	√	√	√	√	√
X Series X6 E72	Any	Any	ANT Antenna/antenna tuner	√	√	√	√	√	√
X Series X6 E72	Any	Any	ARS Dynamic Drive	√	√	√	√	√	√
X Series X6 E72	Any	Any	ARS Dynamic Drive 2	√	√	√	√	√	√
X Series X6 E72	Any	Any	ASK Audio system controller	√	√	√	√	√	√
X Series_X6_E72	Any	Any	BM On-board monitor						
X Series_X6_E72	Any	Any	BM/MIR (On-board monitor/Multi-Information Radio)	√	√	√	√	√	√
X Series_X6_E72	Any	Any	BZM Control center, center console	√	√	√	√	√	√
X Series X6 E72	Any	Any	CA Comfort Access	√	√	√	√	√	√
X Series X6 E72	Any	Any	CAN / byteflight	√	√	√			
X Series X6 E72	Any	Any	CAN communication analysis	√	√	√			
X Series X6 E72	Any	Any	CAS Car Access System	√	√	√	√	√	√
X Series X6 E72	Any	Any	CCC-A Applications	√	√	√	√	√	√
X Series X6 E72	Any	Any	CCC-ANT Aerial tuner	√	√	√	√	√	√
X Series X6 E72	Any	Any	CCC-ASK Audio system controller	√	√	√	√	√	√
X Series X6 E72	Any	Any	CCC-GW Gateway	√	√	√	√	√	√
X Series X6 E72	Any	Any	CD Control Display	√	√	√	√		
X Series_X6_E72	Any	Any	CD-GW Control Display(Gateway)	√	√	√	√	√	√
X Series_X6_E72	Any	Any	CDC CD Changer	√	√	√	√	√	√
X Series_X6_E72	Any	Any	CEM Clean Energy Module	√	√	√	√		
X Series_X6_E72	Any	Any	CHAMP-BO User interface X	√	√	√	√		
X Series_X6_E72	Any	Any	CHAMP-GW Gateway X	√	√	√	√		
X Series_X6_E72	Any	Any	CIC User interface	√	√	√	√	√	√
X Series_X6_E72	Any	Any	CIC-GW Gateway	√	√	√	√	√	√
X Series_X6_E72	Any	Any	CIC/CHAMP Car headunit column	√	√	√	√	√	√
X Series_X6_E72	Any	Any	CID Central Information Display	√	√	√	√	√	√
X Series_X6_E72	Any	Any	CIM Chassis integration Module	√	√	√	√	√	√
X Series_X6_E72	Any	Any	CON Controller	√	√	√	√	√	√
X Series_X6_E72	Any	Any	CVM Convertible top module	√	√	√	√	√	√
X Series_X6_E72	Any	Any	DAB Digital tuner	√	√	√	√	√	√
X Series_X6_E72	Any	Any	DDE Diesel Electronics	√	√	√	√	√	√
X Series_X6_E72	Any	Any	DME Digital Engine/Gearbox Electronics 2	√	√	√	√	√	√
X Series_X6_E72	Any	Any	DME Digital Motor Electronics	√	√	√	√	√	√
X Series_X6_E72	Any	Any	DME Motor Electronics	√	√	√	√	√	√
X Series_X6_E72	Any	Any	DME/DDE (Motor/Diesel Electronics)	√	√	√	√	√	√
X Series_X6_E72	Any	Any	DME/DDE Motor Electronics	√	√	√	√	√	√
X Series_X6_E72	Any	Any	DME/DDE Digital motor electronics 2	√	√	√	√	√	√

X Series X6 E72	Any	Any	DSC Dynamic Stability Control	√	√	√	√	√	√
X Series X6 E72	Any	Any	DSC(Bosch)Dynamic Stability Control	√	√	√	√	√	√
X Series X6 E72	Any	Any	DSP Digital Sound Processor						
X Series X6 E72	Any	Any	DVD CD Changer	√	√	√	√		
X Series X6 E72	Any	Any	DVD-C DVD changer	√	√	√	√	√	√
X Series X6 E72	Any	Any	DVDC DVD Changer	√	√	√	√	√	√
X Series X6 E72	Any	Any	DWA antitheft alarm system	√	√	√	√	√	√
X Series X6 E72	Any	Any	EDC Damper Control	√	√	√	√	√	√
X Series X6 E72	Any	Any	EDC Electronic Damper Control	√	√	√	√	√	√
X Series X6 E72	Any	Any	EDCSHL Damper satellite, rear left	√	√	√	√	√	√
X Series X6 E72	Any	Any	EDCSHR Damper satellite, rear right	√	√	√	√	√	√
X Series X6 E72	Any	Any	EDCSVL Damper satellite, front left	√	√	√	√	√	√
X Series X6 E72	Any	Any	EDCSVR Damper satellite, front right	√	√	√	√	√	√
X Series X6 E72	Any	Any	EGS 6HPTU transmission control	√	√	√	√	√	√
X Series X6 E72	Any	Any	EGS transmission management	√	√	√	√	√	√
X Series X6 E72	Any	Any	EHC Electronic Height Control	√	√	√	√	√	√
X Series X6 E72	Any	Any	EHC Electronic Ride-Height Control	√	√	√	√	√	√
X Series X6 E72	Any	Any	EHC Ride level(Height) Control	√	√	√	√	√	√
X Series X6 E72	Any	Any	EHC/EHC2 (Electronic ride-level control)	√	√	√	√	√	√
X Series X6 E72	Any	Any	EHPS Electro-hydraulic steering assistance	√	√	√	√	√	√
X Series X6 E72	Any	Any	EKP Fuel pump	√	√	√	√	√	√
X Series X6 E72	Any	Any	EKPS Fuel pump	√	√	√	√	√	√
X Series X6 E72	Any	Any	EKPS Fuel-pump control	√	√	√	√	√	√
X Series X6 E72	Any	Any	EMF Parking brake	√	√	√	√	√	√
X Series X6 E72	Any	Any	EML Electronic engine-power control	√	√	√			
X Series X6 E72	Any	Any	EPS Electronic Power Steering	√	√	√	√	√	√
X Series X6 E72	Any	Any	EWS Electronic immobilizer	√	√	√	√		
X Series X6 E72	Any	Any	EWS Vehicle immobilizer	√	√	√	√		
X Series X6 E72	Any	Any	FBI Flexible Bus Interface	√	√	√	√		
X Series X6 E72	Any	Any	FBZM Rear compartment,controlcenter,center console	√	√	√	√	√	√
X Series X6 E72	Any	Any	FCON Rear compartment controller	√	√	√	√	√	√
X Series X6 E72	Any	Any	FD Rear-cabin display	√	√	√	√		
X Series X6 E72	Any	Any	FD Rear-compartment display	√	√	√	√	√	√
X Series X6 E72	Any	Any	FD2 Rear-compartment display2	√	√	√	√	√	√
X Series X6 E72	Any	Any	FID Read-compartment information display	√	√	√			
X Series X6 E72	Any	Any	FKA Rear heater/air conditioning	√	√	√	√	√	√
X Series X6 E72	Any	Any	FKA Rear-cabin automatic A/C	√	√	√	√	√	√
X Series X6 E72	Any	Any	FKA Rear-compartment air conditioning	√	√	√	√	√	√
X Series X6 E72	Any	Any	FLA High Beam Assist	√	√	√	√	√	√
X Series X6 E72	Any	Any	FRM Footwell module	√	√	√	√	√	√
X Series X6 E72	Any	Any	FRM Footwell module	√	√	√	√	√	√

X Series X6 E72	Any	Any	FRM2 Footwell module 2	√	√	√	√	√	√
X Series X6 E72	Any	Any	FZD Function centre,roof	√	√	√	√	√	√
X Series X6 E72	Any	Any	GR Cruise control	√	√	√			
X Series X6 E72	Any	Any	GWS Gear selector switch	√	√	√	√	√	√
X Series X6 E72	Any	Any	HKL Rear-lid lift	√	√	√	√	√	√
X Series X6 E72	Any	Any	HKL Rear-lid module X	√	√	√	√		
X Series X6 E72	Any	Any	ICM Integrated Chassis Management	√	√	√	√	√	√
X Series X6 E72	Any	Any	ICM Integronic Power Steering	√	√	√	√	√	√
X Series X6 E72	Any	Any	IHKA Heater/automatic A/C control	√	√	√	√	√	√
X Series X6 E72	Any	Any	IHKA Integrated automatic heating/air conditioning	√	√	√	√	√	√
X Series X6 E72	Any	Any	IHKA Integrated heating /air conditioning	√	√	√	√	√	√
X Series X6 E72	Any	Any	IHKA/IHKR Integrated heating/air conditioning	√	√	√	√	√	√
X Series X6 E72	Any	Any	IHKS Integrated heating/air-conditioning control	√	√	√	√	√	√
X Series X6 E72	Any	Any	IHS Heater control	√	√	√	√	√	√
X Series X6 E72	Any	Any	INSTR Instrument cluster	√	√	√	√	√	√
X Series X6 E72	Any	Any	JBE Junction-box electronics	√	√	√	√	√	√
X Series X6 E72	Any	Any	JBE2 Junction Box electronics 2	√	√	√	√	√	√
X Series X6 E72	Any	Any	JNAV Navigation system,Japan	√	√	√	√	√	√
X Series X6 E72	Any	Any	KBM Body basic module	√	√	√	√	√	√
X Series X6 E72	Any	Any	KGM Body Gateway Module	√	√	√	√	√	√
X Series X6 E72	Any	Any	KHI Headphones interface	√	√	√	√	√	√
X Series X6 E72	Any	Any	KNAV Navigation system,Korea	√	√	√	√	√	√
X Series X6 E72	Any	Any	KOM Instrument cluster	√	√	√	√	√	√
X Series X6 E72	Any	Any	KOM/IKI/INSTR(Instrument cluster)	√	√	√	√	√	√
X Series X6 E72	Any	Any	KOMB2 additional Instruments						
X Series X6 E72	Any	Any	LEW Steering-angle sensor	√	√	√	√		
X Series X6 E72	Any	Any	LEW/LWS (Steering angle sensor)	√	√	√	√		
X Series X6 E72	Any	Any	LM Lights Module	√	√	√	√	√	√
X Series X6 E72	Any	Any	LM Lights module 2	√	√	√	√	√	√
X Series X6 E72	Any	Any	LM2 Lights module 2	√	√	√	√	√	√
X Series X6 E72	Any	Any	LRA Automatic headlight vertical aim control	√	√	√			
X Series X6 E72	Any	Any	LRA Headlight vertical aim control	√	√	√	√	√	√
X Series X6 E72	Any	Any	LRR Long Range Radar	√	√	√			
X Series X6 E72	Any	Any	LSZ/LCM (Lights switching center)	√	√	√	√	√	√
X Series X6 E72	Any	Any	M-ASK-BO User interface	√	√	√	√	√	√
X Series X6 E72	Any	Any	M-ASK-GW Gateway	√	√	√	√	√	√
X Series X6 E72	Any	Any	M-ASK-NAV Navigation system	√	√	√	√	√	√
X Series X6 E72	Any	Any	MFL Multifunction steering wheel I	√	√	√	√		
X Series X6 E72	Any	Any	MID Multi Information Display	√	√	√			
X Series X6 E72	Any	Any	MPM Micro-power module	√	√	√	√	√	√
X Series X6 E72	Any	Any	MRS Multiple Restraint System	√	√	√	√		

X Series X6 E72	Any	Any	MRS/AirBag (Multiple Restraint System)	√	√	√			
X Series X6 E72	Any	Any	MRS/AirBag(Multiple Restraint System)	√	√	√			
X Series_X6_E72	Any	Any	MRS/AirBag/SIM (Multiple Restraint System)	√	√	√	√	√	√
X Series X6 E72	Any	Any	NAV Navigation computer	√	√	√	√		
X Series X6 E72	Any	Any	NAV Navigation computer, Europe	√	√	√	√		
X Series X6 E72	Any	Any	NAV Navigation system	√	√	√	√	√	√
X Series X6 E72	Any	Any	NVE Night Vision Electronics	√	√	√	√	√	√
X Series X6 E72	Any	Any	NVK Night vision camera	√	√	√	√	√	√
X Series X6 E72	Any	Any	PDC Park Distance Control	√	√	√	√	√	√
X Series_X6_E72	Any	Any	PM Power module	√	√	√	√	√	√
X Series_X6_E72	Any	Any	QMVHL Lateral-moment distribution,rear axle	√	√	√	√	√	√
X Series X6 E72	Any	Any	RAD Radio	√	√	√	√	√	√
X Series_X6_E72	Any	Any	RAD2-BO User interface	√	√	√	√	√	√
X Series_X6_E72	Any	Any	RAD2-GW Gateway	√	√	√	√		
X Series_X6_E72	Any	Any	RAD2-GW Gateway	√	√	√	√	√	√
X Series_X6_E72	Any	Any	RDC Tire pressure control	√	√	√	√		
X Series_X6_E72	Any	Any	RDC/RDW Tyre pressure check	√	√	√	√		
X Series_X6_E72	Any	Any	RFK Reversing camera	√	√	√	√	√	√
X Series_X6_E72	Any	Any	RLS Rain/Light Sensor	√	√	√	√		
X Series_X6_E72	Any	Any	RLS/AIC (Rain/Light Sensor/Automatic interval Control)	√	√	√	√		
X Series_X6_E72	Any	Any	RLSS Rain/light solar sensor	√	√	√	√	√	√
X Series_X6_E72	Any	Any	RLSS Solar Rain/Light Sensor	√	√	√	√	√	√
X Series_X6_E72	Any	Any	RSE Rear Seat Entertainment	√	√	√	√	√	√
X Series_X6_E72	Any	Any	RSE Rear seat entertainment	√	√	√	√	√	√
X Series_X6_E72	Any	Any	SASL Satellite,A-pillar,left	√	√	√	√		
X Series_X6_E72	Any	Any	SASR Satellite,A-pillar,right	√	√	√	√		
X Series_X6_E72	Any	Any	SBSL Satellite,B-pillar,left	√	√	√	√		
X Series_X6_E72	Any	Any	SBSR Satellite,B-pillar,right	√	√	√	√		
X Series_X6_E72	Any	Any	SBSR Satellite,B-pillar,right	√	√	√	√	√	√
X Series_X6_E72	Any	Any	SDARS Satellite tuner (US)	√	√	√	√	√	√
X Series_X6_E72	Any	Any	SEC1 Supplementary control unit 1	√	√	√			
X Series_X6_E72	Any	Any	SEC2 Supplementary control unit 2	√	√	√			
X Series_X6_E72	Any	Any	SFZ Satellite vehicle center	√	√	√	√		
X Series_X6_E72	Any	Any	SG-FD Control unit,rear-compartment display	√	√	√	√		
X Series_X6_E72	Any	Any	SG-FD-GW Control unit,rear-compartment display(gateway)	√	√	√	√	√	√
X Series_X6_E72	Any	Any	SGM-SIM Safety and Gateway Module(SIM)	√	√	√	√	√	√
X Series_X6_E72	Any	Any	SGM-ZGM Safety and Gateway Module(ZGM)	√	√	√			
X Series_X6_E72	Any	Any	SGM-ZGM Safety and Gateway Module(ZGM)	√	√	√	√	√	√

X Series X6 E72	Any	Any	SHD Sliding/tilting sunroof	√	√	√	√	√	√
X Series X6 E72	Any	Any	SHD Sliding/tilting sunroof module	√	√	√	√	√	√
X Series X6 E72	Any	Any	SHD Sliding/tilting sunroof	√	√	√			
X Series X6 E72	Any	Any	SHZH Independent/auxiliary heater	√	√	√	√	√	√
X Series X6 E72	Any	Any	SIM Safety and information module	√	√	√	√	√	√
X Series X6 E72	Any	Any	SINE Siren and tilt sensor	√	√	√	√		
X Series X6 E72	Any	Any	SINE Siren with tilt sensor	√	√	√	√	√	√
X Series X6 E72	Any	Any	SMBF Seat module,passenger	√	√	√	√	√	√
X Series_X6_E72	Any	Any	SMBFH Seat module,passenger'sside,rear	√	√	√	√	√	√
X Series X6 E72	Any	Any	SMF/SM/SLM (Seat memory,driver)	√	√	√	√	√	√
X Series_X6_E72	Any	Any	SMFA Seat module,driver	√	√	√	√	√	√
X Series X6 E72	Any	Any	SMFAH Seat module,driver'sside,rear	√	√	√	√	√	√
X Series X6 E72	Any	Any	SPMBT Mirror memory,passenger	√	√	√	√	√	√
X Series X6 E72	Any	Any	SPMFT Mirror memory,driver	√	√	√	√	√	√
X Series X6 E72	Any	Any	SSBF Satellite,seat,passenger	√	√	√	√		
X Series X6 E72	Any	Any	SSFA Satellite,seat,driver	√	√	√	√		
X Series X6 E72	Any	Any	SSH Satellite,seat,rear	√	√	√	√	√	√
X Series X6 E72	Any	Any	STH park heating						
X Series X6 E72	Any	Any	STVL Satellite,door,front left	√	√	√	√		
X Series X6 E72	Any	Any	STVR Satellite,door,front right	√	√	√	√		
X Series_X6_E72	Any	Any	SVS Language processing system	√	√	√	√		
X Series_X6_E72	Any	Any	SVT Servotronic						
X Series X6 E72	Any	Any	SZL Switch center,steering column	√	√	√	√	√	√
X Series X6 E72	Any	Any	SZM Switching center,center console	√	√	√	√	√	√
X Series X6 E72	Any	Any	Short test	√	√	√			
X Series X6 E72	Any	Any	TCU Telematic Control Unit	√	√	√	√	√	√
X Series X6 E72	Any	Any	TEL Telephone	√	√	√	√		
X Series X6 E72	Any	Any	TMBF Door module,front passenger	√	√	√	√	√	√
X Series_X6_E72	Any	Any	TMBFH Door module,passenger'sside,rear	√	√	√	√		
X Series X6 E72	Any	Any	TMBFT Door module,passenger door	√	√	√	√		
X Series X6 E72	Any	Any	TMFA Door module,driver	√	√	√	√	√	√
X Series X6 E72	Any	Any	TMFAH Door module,driver'sside,rear	√	√	√	√		
X Series_X6_E72	Any	Any	TMFAT Door module,driver's door	√	√	√	√		
X Series_X6_E72	Any	Any	TRSVC All round view camera	√	√	√	√	√	√
X Series_X6_E72	Any	Any	ULF Universal charging and hands-free facility	√	√	√	√	√	√
X Series X6 E72	Any	Any	ULF-SBX-H Interface box High	√	√	√	√	√	√
X Series X6 E72	Any	Any	VDM Vertical Dynamics Management	√	√	√	√	√	√
X Series X6 E72	Any	Any	VID Video module	√	√	√			
X Series X6 E72	Any	Any	VM Video Module	√	√	√	√	√	√
X Series X6 E72	Any	Any	VSW Video switch	√	√	√	√	√	√
X Series X6 E72	Any	Any	VTV Valvetronic	√	√	√			
X Series X6 E72	Any	Any	VTV Valvetronic 2	√	√	√			





X Series X6 E72	Any	Any	VTG Transfer case	√	√	√	√	√	√
X Series X6 E72	Any	Any	WIM Wiper module	√	√	√	√	√	√
X Series X6 E72	Any	Any	ZGM Central Gateway Module	√	√	√	√	√	√
X Series X6 E72	Any	Any	ZKE Central body electronics BC 1	√	√	√	√	√	√
X Series_X6_E72	Any	Any	ZKE/GM (Central body electronics/GM base module)	√	√	√	√	√	√
X Series_X6_F16	Any	Any	ABS/ASC/DSC (Dynamic Stability Control)	√	√	√	√	√	√
X Series X6 F16	Any	Any	ACC Active cruise control	√	√	√	√	√	√
X Series X6 F16	Any	Any	ACC/ACC2 Active Cruise Control	√	√	√	√	√	√
X Series X6 F16	Any	Any	ACSM Crash Safety Module	√	√	√	√	√	√
X Series X6 F16	Any	Any	ACSM/MRS Crash Safety Module	√	√	√	√	√	√
X Series X6 F16	Any	Any	AHL Adaptive directional headlights	√	√	√	√	√	√
X Series X6 F16	Any	Any	AHM Trailer module	√	√	√	√	√	√
X Series X6 F16	Any	Any	AL active front steering (AFS70)	√	√	√	√	√	√
X Series X6 F16	Any	Any	AL active steering	√	√	√	√	√	√
X Series_X6_F16	Any	Any	ALBBF Active backrest width,front passenger	√	√	√	√	√	√
X Series X6 F16	Any	Any	ALBFA Active backrest width,driver	√	√	√	√	√	√
X Series X6 F16	Any	Any	AMP Amplifier	√	√	√	√	√	√
X Series X6 F16	Any	Any	AMPH Hi-Fi amplifier	√	√	√	√	√	√
X Series X6 F16	Any	Any	AMPT Top Hi-Fi amplifier	√	√	√	√	√	√
X Series X6 F16	Any	Any	ANT Antenna/antenna tuner	√	√	√	√	√	√
X Series X6 F16	Any	Any	ARS Dynamic Drive	√	√	√	√	√	√
X Series X6 F16	Any	Any	ARS Dynamic Drive 2	√	√	√	√	√	√
X Series X6 F16	Any	Any	ASK Audio system controller	√	√	√	√	√	√
X Series X6 F16	Any	Any	BM On-board monitor	√	√	√	√	√	√
X Series_X6_F16	Any	Any	BM/MIR (On-board monitor/Multi-Information Radio)	√	√	√	√	√	√
X Series X6 F16	Any	Any	BZM Control center, center console	√	√	√	√	√	√
X Series X6 F16	Any	Any	CA Comfort Access	√	√	√	√	√	√
X Series X6 F16	Any	Any	CAN / byteflight	√	√	√	√	√	√
X Series X6 F16	Any	Any	CAN communication analysis	√	√	√	√	√	√
X Series X6 F16	Any	Any	CAS Car Access System	√	√	√	√	√	√
X Series X6 F16	Any	Any	CCC-A Applications	√	√	√	√	√	√
X Series X6 F16	Any	Any	CCC-ANT Aerial tuner	√	√	√	√	√	√
X Series X6 F16	Any	Any	CCC-ASK Audio system controller	√	√	√	√	√	√
X Series X6 F16	Any	Any	CCC-GW Gateway	√	√	√	√	√	√
X Series_X6_F16	Any	Any	CD Control Display	√	√	√	√	√	√
X Series X6 F16	Any	Any	CD-GW Control Display(Gateway)	√	√	√	√	√	√
X Series X6 F16	Any	Any	CDC CD Changer	√	√	√	√	√	√
X Series X6 F16	Any	Any	CEM Clean Energy Module	√	√	√	√	√	√
X Series X6 F16	Any	Any	CHAMP-BO User interface X	√	√	√	√	√	√
X Series X6 F16	Any	Any	CHAMP-GW Gateway X	√	√	√	√	√	√
X Series X6 F16	Any	Any	CHAMP-UI User interface	√	√	√	√	√	√



X Series X6 F16	Any	Any	CIC-GW Gateway	√	√	√	√	√	√
X Series X6 F16	Any	Any	CIC/CHAMP Car headunit column	√	√	√	√	√	√
X Series X6 F16	Any	Any	CID Central Information Display	√	√	√	√	√	√
X Series X6 F16	Any	Any	CIM Chassis integration Module	√	√	√	√	√	√
X Series X6 F16	Any	Any	CON Controller	√	√	√	√	√	√
X Series X6 F16	Any	Any	CVM Convertible top module	√	√	√	√	√	√
X Series X6 F16	Any	Any	DAB Digital tuner	√	√	√	√	√	√
X Series X6 F16	Any	Any	DDE Diesel Electronics	√	√	√	√	√	√
X Series_X6_F16	Any	Any	DME Digital Engine/Gearbox Electronics 2	√	√	√	√	√	√
X Series X6 F16	Any	Any	DME Digital Motor Electronics	√	√	√	√	√	√
X Series_X6_F16	Any	Any	DME Motor Electronics	√	√	√	√	√	√
X Series X6 F16	Any	Any	DME/DDE (Motor/Diesel Electronics)	√	√	√	√	√	√
X Series X6 F16	Any	Any	DME/DDE Motor Electronics	√	√	√	√	√	√
X Series X6 F16	Any	Any	DME2/DME2 Digital motor electronics 2	√	√	√	√	√	√
X Series X6 F16	Any	Any	DSC Dynamic Stability Control	√	√	√	√	√	√
X Series X6 F16	Any	Any	DSC(Bosch)Dynamic Stability Control	√	√	√	√	√	√
X Series X6 F16	Any	Any	DSP Digital Sound Processor						
X Series X6 F16	Any	Any	DVD CD Changer	√	√	√	√		
X Series X6 F16	Any	Any	DVD-C DVD changer	√	√	√	√	√	√
X Series X6 F16	Any	Any	DVDC DVD Changer	√	√	√	√	√	√
X Series_X6_F16	Any	Any	DWA antitheft alarm system	√	√	√	√	√	√
X Series_X6_F16	Any	Any	EDC Damper Control	√	√	√	√	√	√
X Series_X6_F16	Any	Any	EDC Electronic Damper Control	√	√	√	√	√	√
X Series_X6_F16	Any	Any	EDCSHL Damper satellite, rear left	√	√	√	√	√	√
X Series_X6_F16	Any	Any	EDCSHR Damper satellite, rear right	√	√	√	√	√	√
X Series_X6_F16	Any	Any	EDCSVL Damper satellite, front left	√	√	√	√	√	√
X Series_X6_F16	Any	Any	EDCSVR Damper satellite, front right	√	√	√	√	√	√
X Series_X6_F16	Any	Any	EGS 6HPTU transmission control	√	√	√	√	√	√
X Series_X6_F16	Any	Any	EGS transmission management	√	√	√	√	√	√
X Series_X6_F16	Any	Any	EHC Electronic Height Control	√	√	√	√	√	√
X Series_X6_F16	Any	Any	EHC Electronic Ride-Height Control	√	√	√	√	√	√
X Series_X6_F16	Any	Any	EHC Ride level(Height) Control	√	√	√	√	√	√
X Series_X6_F16	Any	Any	EHC/EHC2 (Electronic ride-level control)	√	√	√	√	√	√
X Series_X6_F16	Any	Any	EHPS Electro-hydraulic steering assistance	√	√	√	√	√	√
X Series_X6_F16	Any	Any	EKP Fuel pump	√	√	√	√	√	√
X Series_X6_F16	Any	Any	EKPS Fuel pump	√	√	√	√	√	√
X Series_X6_F16	Any	Any	EKPS Fuel-pump control	√	√	√	√	√	√
X Series_X6_F16	Any	Any	EMF Parking brake	√	√	√	√	√	√
X Series_X6_F16	Any	Any	EML Electronic engine-power control	√	√	√			
X Series_X6_F16	Any	Any	EPS Electronic Power Steering	√	√	√	√	√	√
X Series_X6_F16	Any	Any	EWS Electronic immobilizer	√	√	√	√		
X Series_X6_F16	Any	Any	EVN Vehicle immobilizer	√	√	√	√		
X Series_X6_F16	Any	Any	ESB Flexible Bus Interface	√	√	√	√		



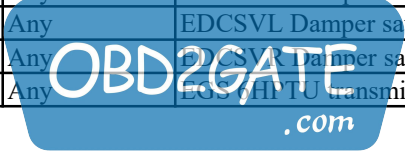
X Series_X6_F16	Any	Any	FBZM Rear compartment,controlcenter,center console	√	√	√	√	√	√
X Series_X6_F16	Any	Any	FCON Rear compartment controller	√	√	√	√	√	√
X Series_X6_F16	Any	Any	FD Rear-cabin display	√	√	√	√		
X Series_X6_F16	Any	Any	FD Rear-compartment display	√	√	√	√	√	√
X Series_X6_F16	Any	Any	FD2 Rear-compartment display2	√	√	√	√	√	√
X Series_X6_F16	Any	Any	FID Read-compartment information display	√	√	√			
X Series_X6_F16	Any	Any	FKA Rear heater/air conditioning	√	√	√	√	√	√
X Series_X6_F16	Any	Any	FKA Rear-cabin automatic A/C	√	√	√	√	√	√
X Series_X6_F16	Any	Any	FKA Rear-compartment air conditioning	√	√	√	√	√	√
X Series_X6_F16	Any	Any	FLA High Beam Assist	√	√	√	√	√	√
X Series_X6_F16	Any	Any	FRM Footwell module	√	√	√	√	√	√
X Series_X6_F16	Any	Any	FRM/FRM2 Footwell module	√	√	√	√	√	√
X Series_X6_F16	Any	Any	FRM2 Footwell module 2	√	√	√	√	√	√
X Series_X6_F16	Any	Any	FZD Function centre,roof	√	√	√	√	√	√
X Series_X6_F16	Any	Any	GR Cruise control	√	√	√			
X Series_X6_F16	Any	Any	GWS Gear selector switch	√	√	√	√	√	√
X Series_X6_F16	Any	Any	HKL Rear-lid lift	√	√	√	√	√	√
X Series_X6_F16	Any	Any	HKL Rear-lid module X	√	√	√	√		
X Series_X6_F16	Any	Any	ICM Integrated Chassis Management	√	√	√	√	√	√
X Series_X6_F16	Any	Any	ICM Integronic Power Steering	√	√	√	√	√	√
X Series_X6_F16	Any	Any	IHKA Heater/automatic A/C control	√	√	√	√	√	√
X Series_X6_F16	Any	Any	IHKA Integrated automatic heating/air conditioning	√	√	√	√	√	√
X Series_X6_F16	Any	Any	IHKA Integrated heating /air conditioning	√	√	√	√	√	√
X Series_X6_F16	Any	Any	IHKA/IHKR Integrated heating/air conditioning	√	√	√	√	√	√
X Series_X6_F16	Any	Any	IHKS Integrated heating/air-conditioning control	√	√	√	√	√	√
X Series_X6_F16	Any	Any	IHS Heater control	√	√	√	√	√	√
X Series_X6_F16	Any	Any	INSTR Instrumint cluster	√	√	√	√	√	√
X Series_X6_F16	Any	Any	JBE Junction-box electronics	√	√	√	√	√	√
X Series_X6_F16	Any	Any	JBE2 Junction Box electronics 2	√	√	√	√	√	√
X Series_X6_F16	Any	Any	JNAV Navigation system,Japan	√	√	√	√	√	√
X Series_X6_F16	Any	Any	KBM Body basic module	√	√	√	√	√	√
X Series_X6_F16	Any	Any	KGM Body Gateway Module	√	√	√	√	√	√
X Series_X6_F16	Any	Any	KHI Headphones interface	√	√	√	√	√	√
X Series_X6_F16	Any	Any	KNAV Navigation system,Korea	√	√	√	√	√	√
X Series_X6_F16	Any	Any	KOM Instrument cluster	√	√	√	√	√	√
X Series_X6_F16	Any	Any	KOM/IKE/IKI/INSTR(Instrument cluster)	√	√	√	√	√	√
X Series_X6_F16	Any	Any	KOMB12 additional Instruments						
X Series_X6_F16	Any	Any	LEW Steering angle sensor	√	√	√	√		
X Series_X6_F16	Any	Any	LEWS (Steering angle sensor)	√	√	√	√		

X Series X6 F16	Any	Any	LM Lights Module	√	√	√	√	√	√
X Series X6 F16	Any	Any	LM Lights module 2	√	√	√	√	√	√
X Series X6 F16	Any	Any	LM2 Lights module 2	√	√	√	√	√	√
X Series_X6_F16	Any	Any	LRA Automatic headlight vertical aim control	√	√	√			
X Series X6 F16	Any	Any	LRA Headlight vertical aim control	√	√	√	√	√	√
X Series X6 F16	Any	Any	LRR Long Range Radar	√	√	√			
X Series X6 F16	Any	Any	LSZ/LCM (Lights switching center)	√	√	√	√	√	√
X Series X6 F16	Any	Any	M-ASK-BO User interface	√	√	√	√	√	√
X Series X6 F16	Any	Any	M-ASK-GW Gateway	√	√	√	√	√	√
X Series X6 F16	Any	Any	M-ASK-NAV Navigation system	√	√	√	√	√	√
X Series_X6_F16	Any	Any	MFL Multifunction steering wheel I	√	√	√	√		
X Series X6 F16	Any	Any	MID Multi Information Display	√	√	√			
X Series X6 F16	Any	Any	MPM Micro-power module	√	√	√	√	√	√
X Series X6 F16	Any	Any	MRS Multiple Restraint System	√	√	√	√		
X Series X6 F16	Any	Any	MRS/AirBag (Multiple Restraint System)	√	√	√			
X Series X6 F16	Any	Any	MRS/AirBag(Multiple Restraint System)	√	√	√			
X Series_X6_F16	Any	Any	MRS/AirBag/SIM (Multiple Restraint System)	√	√	√	√	√	√
X Series X6 F16	Any	Any	NAV Navigation computer	√	√	√	√		
X Series X6 F16	Any	Any	NAV Navigation computer, Europe	√	√	√	√		
X Series X6 F16	Any	Any	NAV Navigation system	√	√	√	√	√	√
X Series X6 F16	Any	Any	NVE Night Vision Electronics	√	√	√	√	√	√
X Series X6 F16	Any	Any	NVK Night vision camera	√	√	√	√	√	√
X Series X6 F16	Any	Any	PDC Park Distance Control	√	√	√	√	√	√
X Series_X6_F16	Any	Any	PM Power module	√	√	√	√	√	√
X Series_X6_F16	Any	Any	QMVHL Lateral-moment distribution,rear axle	√	√	√	√	√	√
X Series X6 F16	Any	Any	RAD Radio	√	√	√	√	√	√
X Series X6 F16	Any	Any	RAD2-BO User interface	√	√	√	√	√	√
X Series X6 F16	Any	Any	RAD2-GW Gateway	√	√	√	√		
X Series X6 F16	Any	Any	RAD2-GW Gateway	√	√	√	√	√	√
X Series X6 F16	Any	Any	RDC Tire pressure control	√	√	√	√		
X Series X6 F16	Any	Any	RDC/RDW Tyre pressure check	√	√	√	√		
X Series_X6_F16	Any	Any	RFK Reversing camera	√	√	√	√	√	√
X Series_X6_F16	Any	Any	RLS Rain/Light Sensor	√	√	√	√		
X Series_X6_F16	Any	Any	RLS/AIC (Rain/Light Sensor/Automatic interval Control)	√	√	√	√		
X Series_X6_F16	Any	Any	RLSS Rain/light solar sensor	√	√	√	√	√	√
X Series_X6_F16	Any	Any	RLSS Solar Rain/Light Sensor	√	√	√	√	√	√
X Series_X6_F16	Any	Any	RSE Rear Seat Entertainment	√	√	√	√	√	√
X Series_X6_F16	Any	Any	RSE Rear seat entertainment	√	√	√	√	√	√
X Series_X6_F16	Any	Any	SASL Satellite,A-pillar,left	√	√	√	√		
X Series_X6_F16	Any	Any	SASR Satellite,A-pillar,right	√	√	√	√		
X Series_X6_F16	Any	Any	SBS Satellite,B-pillar,left	√	√	√	√		

X Series X6 F16	Any	Any	SBSR Satellite,B-pillar,right	√	√	√	√		
X Series X6 F16	Any	Any	SBSR Satellite,B-pillar,right	√	√	√	√	√	√
X Series X6 F16	Any	Any	SDARS Satellite tuner (US)	√	√	√	√	√	√
X Series X6 F16	Any	Any	SEC1 Supplementary control unit 1	√	√	√			
X Series X6 F16	Any	Any	SEC2 Supplementary control unit 2	√	√	√			
X Series X6 F16	Any	Any	SFZ Satellite vehicle center	√	√	√	√		
X Series_X6_F16	Any	Any	SG-FD Control unit,rear-compartment display	√	√	√	√		
X Series_X6_F16	Any	Any	SG-FD-GW Control unit,rear-compartment display(gateway)	√	√	√	√	√	√
X Series_X6_F16	Any	Any	SGM-SIM Safety and Gateway Module(SIM)	√	√	√	√	√	√
X Series_X6_F16	Any	Any	SGM-ZGM Safety and Gateway Module(ZGM)	√	√	√			
X Series X6 F16	Any	Any	SHD Slide/tilt sunroof 2	√	√	√	√	√	√
X Series X6 F16	Any	Any	SHD Sliding/tilting sunroof	√	√	√	√	√	√
X Series X6 F16	Any	Any	SHD Sliding/tilting sunroof module	√	√	√	√	√	√
X Series X6 F16	Any	Any	SHD Sliding/tilting sunroof	√	√	√			
X Series X6 F16	Any	Any	SHZH Independent/auxiliary heater	√	√	√	√	√	√
X Series X6 F16	Any	Any	SIM Safety and information module	√	√	√	√	√	√
X Series X6 F16	Any	Any	SINE Siren and tilt sensor	√	√	√	√		
X Series X6 F16	Any	Any	SINE Siren with tilt sensor	√	√	√	√	√	√
X Series X6 F16	Any	Any	SMBF Seat module,passenger	√	√	√	√	√	√
X Series_X6_F16	Any	Any	SMBFH Seat module,passenger'sside,rear	√	√	√	√	√	√
X Series X6 F16	Any	Any	SMF/SM/SLM (Seat memory,driver)	√	√	√	√	√	√
X Series X6 F16	Any	Any	SMFA Seat module,driver	√	√	√	√	√	√
X Series X6 F16	Any	Any	SMFAH Seat module,driver'sside,rear	√	√	√	√	√	√
X Series X6 F16	Any	Any	SPMBT Mirror memory,passenger	√	√	√	√	√	√
X Series X6 F16	Any	Any	SPMFT Mirror memory,driver	√	√	√	√	√	√
X Series X6 F16	Any	Any	SSBF Satellite,seat,passenger	√	√	√	√		
X Series X6 F16	Any	Any	SSFA Satellite,seat,driver	√	√	√	√		
X Series X6 F16	Any	Any	SSH Satellite,seat,rear	√	√	√	√	√	√
X Series_X6_F16	Any	Any	STH park heating						
X Series_X6_F16	Any	Any	STVL Satellite,door,front left	√	√	√	√		
X Series_X6_F16	Any	Any	STVR Satellite,door,front right	√	√	√	√		
X Series_X6_F16	Any	Any	SVS Language processing system	√	√	√	√		
X Series_X6_F16	Any	Any	SVT Servotronic						
X Series_X6_F16	Any	Any	SZL Switch center,steering column	√	√	√	√	√	√
X Series_X6_F16	Any	Any	SZM Switching center,center console	√	√	√	√	√	√
X Series_X6_F16	Any	Any	Short test	√	√	√			
X Series_X6_F16	Any	Any	TCU Telematic Control Unit	√	√	√	√	√	√
X Series_X6_F16	Any	Any	TEL Telephone	√	√	√	√		
X Series_X6_F16	Any	Any	TMPE Door module,front passenger	√	√	√	√	√	√

X Series_X6_F16	Any	Any	TMBFH Door module,passenger'sside,rear	√	√	√	√		
X Series_X6_F16	Any	Any	TMBFT Door module,passenger door	√	√	√	√		
X Series_X6_F16	Any	Any	TMFA Door module,driver	√	√	√	√	√	√
X Series_X6_F16	Any	Any	TMFAH Door module,driver'sside,rear	√	√	√	√		
X Series_X6_F16	Any	Any	TMFAT Door module,driver's door	√	√	√	√		
X Series_X6_F16	Any	Any	TR SVC All round view camera	√	√	√	√	√	√
X Series_X6_F16	Any	Any	ULF Universal charging and hands-free facility	√	√	√	√	√	√
X Series_X6_F16	Any	Any	ULF-SBX-H Interface box High	√	√	√	√	√	√
X Series_X6_F16	Any	Any	VDM Vertical Dynamics Management	√	√	√	√	√	√
X Series_X6_F16	Any	Any	VID Video module	√	√	√			
X Series_X6_F16	Any	Any	VM Video Module	√	√	√	√	√	√
X Series_X6_F16	Any	Any	VSW Video switch	√	√	√	√	√	√
X Series_X6_F16	Any	Any	VTC Valvetronic	√	√	√			
X Series_X6_F16	Any	Any	VTC2 Valvetronic 2	√	√	√			
X Series_X6_F16	Any	Any	VTG Transfer case	√	√	√	√	√	√
X Series_X6_F16	Any	Any	WIM Wiper module	√	√	√	√	√	√
X Series_X6_F16	Any	Any	ZGM Central Gateway Module	√	√	√	√	√	√
X Series_X6_F16	Any	Any	ZKE Central body electronics BC 1	√	√	√	√	√	√
X Series_X6_F16	Any	Any	ZKE/GM (Central body electronics/GM base module)	√	√	√	√	√	√
X Series_X6_F86	Any	Any	ABS/ASC/DSC (Dynamic Stability Control)	√	√	√	√	√	√
X Series_X6_F86	Any	Any	ACC Active cruise control	√	√	√	√	√	√
X Series_X6_F86	Any	Any	ACC/ACC2 Active Cruise Control	√	√	√			
X Series_X6_F86	Any	Any	ACSM Crash Safety Module	√	√	√	√	√	√
X Series_X6_F86	Any	Any	ACSM/MRS Crash Safety Module	√	√	√	√		
X Series_X6_F86	Any	Any	AHL Adaptive directional headlights	√	√	√	√	√	√
X Series_X6_F86	Any	Any	AHM Trailer module	√	√	√	√	√	√
X Series_X6_F86	Any	Any	AL active front steering (AFS70)	√	√	√	√		
X Series_X6_F86	Any	Any	AL active steering	√	√	√	√	√	√
X Series_X6_F86	Any	Any	ALBBF Active backrest width,front passenger	√	√	√	√		
X Series_X6_F86	Any	Any	ALBFA Active backrest width,driver	√	√	√	√		
X Series_X6_F86	Any	Any	AMP Amplifier	√	√	√	√	√	√
X Series_X6_F86	Any	Any	AMPH Hi-Fi amplifier	√	√	√	√	√	√
X Series_X6_F86	Any	Any	AMPT Top Hi-Fi amplifier	√	√	√	√	√	√
X Series_X6_F86	Any	Any	ANT Antenna/antenna tuner	√	√	√	√	√	√
X Series_X6_F86	Any	Any	ARS Dynamic Drive	√	√	√	√	√	√
X Series_X6_F86	Any	Any	ARS Dynamic Drive 2	√	√	√	√	√	√
X Series_X6_F86	Any	Any	ASK Audio system controller	√	√	√	√	√	√
X Series_X6_F86	Any	Any	BM On-board monitor						
X Series_X6_F86	Any	Any	BM/MIR (On-board monitor/Multi-Information Radio)	√	√	√	√	√	√

X Series X6 F86	Any	Any	BZM Control center, center console	√	√	√	√	√	√
X Series X6 F86	Any	Any	CA Comfort Access	√	√	√	√	√	√
X Series X6 F86	Any	Any	CAN / byteflight	√	√	√			
X Series X6 F86	Any	Any	CAN communication analysis	√	√	√			
X Series X6 F86	Any	Any	CAS Car Access System	√	√	√	√	√	√
X Series X6 F86	Any	Any	CCC-A Applications	√	√	√	√	√	√
X Series X6 F86	Any	Any	CCC-ANT Aerial tuner	√	√	√	√	√	√
X Series X6 F86	Any	Any	CCC-ASK Audio system controller	√	√	√	√	√	√
X Series X6 F86	Any	Any	CCC-GW Gateway	√	√	√	√	√	√
X Series X6 F86	Any	Any	CD Control Display	√	√	√	√		
X Series X6 F86	Any	Any	CD-GW Control Display(Gateway)	√	√	√	√	√	√
X Series X6 F86	Any	Any	CDC CD Changer	√	√	√	√	√	√
X Series X6 F86	Any	Any	CEM Clean Energy Module	√	√	√	√		
X Series X6 F86	Any	Any	CHAMP-BO User interface X	√	√	√	√		
X Series X6 F86	Any	Any	CHAMP-GW Gateway X	√	√	√	√		
X Series X6 F86	Any	Any	CIC User interface	√	√	√	√	√	√
X Series X6 F86	Any	Any	CIC-GW Gateway	√	√	√	√	√	√
X Series X6 F86	Any	Any	CIC/CHAMP Car headunit column	√	√	√	√	√	√
X Series X6 F86	Any	Any	CID Central Information Display	√	√	√	√	√	√
X Series X6 F86	Any	Any	CIM Chassis integration Module	√	√	√	√	√	√
X Series X6 F86	Any	Any	CON Controller	√	√	√	√	√	√
X Series X6 F86	Any	Any	CVM Convertible top module	√	√	√	√	√	√
X Series X6 F86	Any	Any	DAB Digital tuner	√	√	√	√	√	√
X Series X6 F86	Any	Any	DDE Diesel Electronics	√	√	√	√	√	√
X Series_X6_F86	Any	Any	DME Digital Engine/Gearbox Electronics 2	√	√	√	√	√	√
X Series X6 F86	Any	Any	DME Digital Motor Electronics	√	√	√	√	√	√
X Series X6 F86	Any	Any	DME Motor Electronics	√	√	√	√	√	√
X Series X6 F86	Any	Any	DME/DDE (Motor/Diesel Electronics)	√	√	√	√	√	√
X Series X6 F86	Any	Any	DME/DDE Motor Electronics	√	√	√	√	√	√
X Series X6 F86	Any	Any	DME2/DME2 Digital motor electronics 2	√	√	√	√	√	√
X Series X6 F86	Any	Any	DSC Dynamic Stability Control	√	√	√	√	√	√
X Series X6 F86	Any	Any	DSC(Bosch)Dynamic Stability Control	√	√	√	√	√	√
X Series X6 F86	Any	Any	DSP Digital Sound Processor						
X Series X6 F86	Any	Any	DVD CD Changer	√	√	√	√		
X Series X6 F86	Any	Any	DVD-C DVD changer	√	√	√	√	√	√
X Series X6 F86	Any	Any	DVDC DVD Changer	√	√	√	√	√	√
X Series X6 F86	Any	Any	DWA antitheft alarm system	√	√	√	√	√	√
X Series X6 F86	Any	Any	EDC Damper Control	√	√	√	√	√	√
X Series X6 F86	Any	Any	EDC Electronic Damper Control	√	√	√	√	√	√
X Series X6 F86	Any	Any	EDCSHL Damper satellite, rear left	√	√	√	√	√	√
X Series X6 F86	Any	Any	EDCSHR Damper satellite, rear right	√	√	√	√	√	√
X Series X6 F86	Any	Any	EDCSVL Damper satellite, front left	√	√	√	√	√	√
X Series X6 F86	Any	Any	EDCSVR Damper satellite, front right	√	√	√	√	√	√
X Series X6 F86	Any	Any	ESM/HTU transmission control	√	√	√	√	√	√




X Series X6 F86	Any	Any	EGS transmission management	√	√	√	√	√	√
X Series X6 F86	Any	Any	EHC Electronic Height Control	√	√	√	√	√	√
X Series X6 F86	Any	Any	EHC Electronic Ride-Height Control	√	√	√	√	√	√
X Series X6 F86	Any	Any	EHC Ride level(Height) Control	√	√	√	√	√	√
X Series X6 F86	Any	Any	EHC/EHC2 (Electronic ride-level control)	√	√	√	√	√	√
X Series_X6_F86	Any	Any	EHPS Electro-hydraulic steering assistance	√	√	√	√	√	√
X Series X6 F86	Any	Any	EKP Fuel pump	√	√	√	√	√	√
X Series X6 F86	Any	Any	EKPS Fuel pump	√	√	√	√	√	√
X Series X6 F86	Any	Any	EKPS Fuel-pump control	√	√	√	√	√	√
X Series X6 F86	Any	Any	EMF Parking brake	√	√	√	√	√	√
X Series_X6_F86	Any	Any	EML Electronic engine-power control	√	√	√			
X Series X6 F86	Any	Any	EPS Electronic Power Steering	√	√	√	√	√	√
X Series X6 F86	Any	Any	EWS Electronic immobilizer	√	√	√	√		
X Series X6 F86	Any	Any	EWS Vehicle immobilizer	√	√	√	√		
X Series X6 F86	Any	Any	FBI Flexible Bus Interface	√	√	√	√		
X Series_X6_F86	Any	Any	FBZM Rear compartment,controlcenter,center console	√	√	√	√	√	√
X Series X6 F86	Any	Any	FCON Rear compartment controller	√	√	√	√	√	√
X Series X6 F86	Any	Any	FD Rear-cabin display	√	√	√	√		
X Series X6 F86	Any	Any	FD Rear-compartment display	√	√	√	√	√	√
X Series X6 F86	Any	Any	FD2 Rear-compartment display2	√	√	√	√	√	√
X Series_X6_F86	Any	Any	FID Read-compartment information display	√	√	√			
X Series X6 F86	Any	Any	FKA Rear heater/air conditioning	√	√	√	√	√	√
X Series_X6_F86	Any	Any	FKA Rear-cabin automatic A/C	√	√	√	√	√	√
X Series_X6_F86	Any	Any	FKA Rear-compartment air conditioning	√	√	√	√	√	√
X Series X6 F86	Any	Any	FLA High Beam Assist	√	√	√	√	√	√
X Series X6 F86	Any	Any	FRM Footwell module	√	√	√	√	√	√
X Series_X6_F86	Any	Any	FRM/FRM2 Footwell module	√	√	√	√	√	√
X Series X6 F86	Any	Any	FRM2 Footwell module 2	√	√	√	√	√	√
X Series X6 F86	Any	Any	FZD Function centre,roof	√	√	√	√	√	√
X Series X6 F86	Any	Any	GR Cruise control	√	√	√			
X Series X6 F86	Any	Any	GWS Gear selector switch	√	√	√	√	√	√
X Series X6 F86	Any	Any	HKL Rear-lid lift	√	√	√	√	√	√
X Series_X6_F86	Any	Any	HKL Rear-lid module X	√	√	√	√		
X Series_X6_F86	Any	Any	ICM Integrated Chassis Management	√	√	√	√	√	√
X Series X6 F86	Any	Any	ICM Integronic Power Steering	√	√	√	√	√	√
X Series_X6_F86	Any	Any	IHKA Heater/automatic A/C control	√	√	√	√	√	√
X Series_X6_F86	Any	Any	IHKA Integrated automatic heating/air conditioning	√	√	√	√	√	√
X Series X6 F86	Any	Any	IHKA Integrated heating /air conditioning	√	√	√	√	√	√
X Series_X6_F86	Any	Any	IHKA/IHKB Integrated heating/air conditioning	√	√	√	√	√	√



X Series_X6_F86	Any	Any	IHKS Integrated heating/air-conditioning control	√	√	√	√	√	√
X Series_X6_F86	Any	Any	IHS Heater control	√	√	√	√	√	√
X Series_X6_F86	Any	Any	INSTR Instrument cluster	√	√	√	√	√	√
X Series_X6_F86	Any	Any	JBE Junction-box electronics	√	√	√	√	√	√
X Series_X6_F86	Any	Any	JBE2 Junction Box electronics 2	√	√	√	√	√	√
X Series_X6_F86	Any	Any	JNAV Navigation system,Japan	√	√	√	√	√	√
X Series_X6_F86	Any	Any	KBM Body basic module	√	√	√	√	√	√
X Series_X6_F86	Any	Any	KGM Body Gateway Module	√	√	√	√	√	√
X Series_X6_F86	Any	Any	KHI Headphones interface	√	√	√	√	√	√
X Series_X6_F86	Any	Any	KNAV Navigation system,Korea	√	√	√	√	√	√
X Series_X6_F86	Any	Any	KOM Instrument cluster	√	√	√	√	√	√
X Series_X6_F86	Any	Any	KOM/IKI/IKI/INSTR(Instrument cluster)	√	√	√	√	√	√
X Series_X6_F86	Any	Any	KOMBI2 additional Instruments						
X Series_X6_F86	Any	Any	LEW Steering-angle sensor	√	√	√	√		
X Series_X6_F86	Any	Any	LEW/LWS (Steering angle sensor)	√	√	√	√		
X Series_X6_F86	Any	Any	LM Lights Module	√	√	√	√	√	√
X Series_X6_F86	Any	Any	LM Lights module 2	√	√	√	√	√	√
X Series_X6_F86	Any	Any	LM2 Lights module 2	√	√	√	√	√	√
X Series_X6_F86	Any	Any	LRA Automatic headlight vertical aim control	√	√	√			
X Series_X6_F86	Any	Any	LRA Headlight vertical aim control	√	√	√	√	√	√
X Series_X6_F86	Any	Any	LRR Long Range Radar	√	√	√			
X Series_X6_F86	Any	Any	LSZ/LCM (Lights switching center)	√	√	√	√	√	√
X Series_X6_F86	Any	Any	M-ASK-BO User interface	√	√	√	√	√	√
X Series_X6_F86	Any	Any	M-ASK-GW Gateway	√	√	√	√	√	√
X Series_X6_F86	Any	Any	M-ASK-NAV Navigation system	√	√	√	√	√	√
X Series_X6_F86	Any	Any	MFL Multifunction steering wheel I	√	√	√	√		
X Series_X6_F86	Any	Any	MID Multi Information Display	√	√	√			
X Series_X6_F86	Any	Any	MPM Micro-power module	√	√	√	√	√	√
X Series_X6_F86	Any	Any	MRS Multiple Restraint System	√	√	√	√		
X Series_X6_F86	Any	Any	MRS/AirBag (Multiple Restraint System)	√	√	√			
X Series_X6_F86	Any	Any	MRS/AirBag(Multiple Restraint System)	√	√	√			
X Series_X6_F86	Any	Any	MRS/AirBag/SIM (Multiple Restraint System)	√	√	√	√	√	√
X Series_X6_F86	Any	Any	NAV Navigation computer	√	√	√	√		
X Series_X6_F86	Any	Any	NAV Navigation computer, Europe	√	√	√	√		
X Series_X6_F86	Any	Any	NAV Navigation system	√	√	√	√	√	√
X Series_X6_F86	Any	Any	NVE Night Vision Electronics	√	√	√	√	√	√
X Series_X6_F86	Any	Any	NVK Night vision camera	√	√	√	√	√	√
X Series_X6_F86	Any	Any	PDC Park Distance Control	√	√	√	√	√	√
X Series_X6_F86	Any	Any	PM Power module	√	√	√	√	√	√
X Series_X6_F86	Any	Any	QMVHL Lateral-moment distribution,rear	√	√	√	√	√	√
X Series_X6_F86	Any	Any	Radio	√	√	√	√	√	√

X Series X6 F86	Any	Any	RAD2-BO User interface	√	√	√	√	√	√
X Series X6 F86	Any	Any	RAD2-GW Gateway	√	√	√	√		
X Series X6 F86	Any	Any	RAD2-GW Gateway	√	√	√	√	√	√
X Series X6 F86	Any	Any	RDC Tire pressure control	√	√	√	√		
X Series X6 F86	Any	Any	RDC/RDW Tyre pressure check	√	√	√	√		
X Series X6 F86	Any	Any	RFK Reversing camera	√	√	√	√	√	√
X Series X6 F86	Any	Any	RLS Rain/Light Sensor	√	√	√	√		
X Series_X6_F86	Any	Any	RLS/AIC (Rain/Light Sensor/Automatic interval Control)	√	√	√	√		
X Series X6 F86	Any	Any	RLSS Rain/light solar sensor	√	√	√	√	√	√
X Series X6 F86	Any	Any	RLSS Solar Rain/Light Sensor	√	√	√	√	√	√
X Series_X6_F86	Any	Any	RSE Rear Seat Entertainment	√	√	√	√	√	√
X Series X6 F86	Any	Any	RSE Rear seat entertainment	√	√	√	√	√	√
X Series X6 F86	Any	Any	SASL Satellite,A-pillar,left	√	√	√	√		
X Series X6 F86	Any	Any	SASR Satellite,A-pillar,right	√	√	√	√		
X Series X6 F86	Any	Any	SBSL Satellite,B-pillar,left	√	√	√	√		
X Series X6 F86	Any	Any	SBSR Satellite,B-pillar,right	√	√	√	√		
X Series X6 F86	Any	Any	SBSR Satellite,B-pillar,right	√	√	√	√	√	√
X Series X6 F86	Any	Any	SDARS Satellite tuner (US)	√	√	√	√	√	√
X Series X6 F86	Any	Any	SEC1 Supplementary control unit 1	√	√	√			
X Series X6 F86	Any	Any	SEC2 Supplementary control unit 2	√	√	√			
X Series_X6_F86	Any	Any	SFZ Satellite vehicle center	√	√	√	√		
X Series_X6_F86	Any	Any	SG-FD Control unit,rear-compartment display	√	√	√	√		
X Series_X6_F86	Any	Any	SG-FD-GW Control unit,rear-compartment display(gateway)	√	√	√	√	√	√
X Series_X6_F86	Any	Any	SGM-SIM Safety and Gateway Module(SIM)	√	√	√	√	√	√
X Series_X6_F86	Any	Any	SGM-ZGM Safety and Gateway Module(ZGM)	√	√	√			
X Series_X6_F86	Any	Any	SHD Slide/tilt sunroof 2	√	√	√	√	√	√
X Series_X6_F86	Any	Any	SHD Sliding/tilting sunroof	√	√	√	√	√	√
X Series_X6_F86	Any	Any	SHD Sliding/tilting sunroof module	√	√	√	√	√	√
X Series_X6_F86	Any	Any	SHD Sliding/tilting sunroof	√	√	√			
X Series_X6_F86	Any	Any	SHZH Independent/auxiliary heater	√	√	√	√	√	√
X Series_X6_F86	Any	Any	SIM Safety and information module	√	√	√	√	√	√
X Series_X6_F86	Any	Any	SINE Siren and tilt sensor	√	√	√	√		
X Series_X6_F86	Any	Any	SINE Siren with tilt sensor	√	√	√	√	√	√
X Series_X6_F86	Any	Any	SMBF Seat module,passenger	√	√	√	√	√	√
X Series_X6_F86	Any	Any	SMBFH Seat module,passenger'sside,rear	√	√	√	√	√	√
X Series_X6_F86	Any	Any	SMF/SM/SLM (Seat memory,driver)	√	√	√	√	√	√
X Series_X6_F86	Any	Any	SMFA Seat module,driver	√	√	√	√	√	√
X Series_X6_F86	Any	Any	SMFAH Seat module,driver'sside,rear	√	√	√	√	√	√
X Series_X6_F86	Any	Any	SMFAM Mirror memory,passenger	√	√	√	√	√	√

X Series X6 F86	Any	Any	SPMFT Mirror memory,driver	√	√	√	√	√	√
X Series X6 F86	Any	Any	SSBF Satellite,seat,passenger	√	√	√	√		
X Series X6 F86	Any	Any	SSFA Satellite,seat,driver	√	√	√	√		
X Series X6 F86	Any	Any	SSH Satellite,seat,rear	√	√	√	√	√	√
X Series X6 F86	Any	Any	STH park heating						
X Series X6 F86	Any	Any	STVL Satellite,door,front left	√	√	√	√		
X Series X6 F86	Any	Any	STVR Satellite,door,front right	√	√	√	√		
X Series X6 F86	Any	Any	SVS Language processing system	√	√	√	√		
X Series X6 F86	Any	Any	SVT Servotronic						
X Series X6 F86	Any	Any	SZL Switch center,steering column	√	√	√	√	√	√
X Series X6 F86	Any	Any	SZM Switching center,center console	√	√	√	√	√	√
X Series X6 F86	Any	Any	Short test	√	√	√			
X Series X6 F86	Any	Any	TCU Telematic Control Unit	√	√	√	√	√	√
X Series X6 F86	Any	Any	TEL Telephone	√	√	√	√		
X Series X6 F86	Any	Any	TMBF Door module,front passenger	√	√	√	√	√	√
X Series_X6_F86	Any	Any	TMBFH Door module,passenger'sside,rear	√	√	√	√		
X Series X6 F86	Any	Any	TMBFT Door module,passenger door	√	√	√	√		
X Series X6 F86	Any	Any	TMFA Door module,driver	√	√	√	√	√	√
X Series X6 F86	Any	Any	TMFAH Door module,driver'sside,rear	√	√	√	√		
X Series X6 F86	Any	Any	TMFAT Door module,driver's door	√	√	√	√		
X Series X6 F86	Any	Any	TR SVC All round view camera	√	√	√	√	√	√
X Series_X6_F86	Any	Any	ULF Universal charging and hands-free facility	√	√	√	√	√	√
X Series X6 F86	Any	Any	ULF-SBX-H Interface box High	√	√	√	√	√	√
X Series_X6_F86	Any	Any	VDM Vertical Dynamics Management	√	√	√	√	√	√
X Series X6 F86	Any	Any	VID Video module	√	√	√			
X Series X6 F86	Any	Any	VM Video Module	√	√	√	√	√	√
X Series X6 F86	Any	Any	VSW Video switch	√	√	√	√	√	√
X Series X6 F86	Any	Any	VTC Valvetronic	√	√	√			
X Series X6 F86	Any	Any	VTC2 Valvetronic 2	√	√	√			
X Series X6 F86	Any	Any	VTG Transfer case	√	√	√	√	√	√
X Series X6 F86	Any	Any	WIM Wiper module	√	√	√	√	√	√
X Series X6 F86	Any	Any	ZGM Central Gateway Module	√	√	√	√	√	√
X Series X6 F86	Any	Any	ZKE Central body electronics BC 1	√	√	√	√	√	√
X Series_X6_F86	Any	Any	ZKE/GM (Central body electronics/GM base module)	√	√	√	√	√	√
Z Series_Z4_E89	Z4 Sdrive23i, Z4 Sdrive30i, Z4Sdrive35i	2009	ABS/ASC/DSC (Dynamic Stability Control)	√	√	√	√	√	√
Z Series_Z4_E89	Z4 Sdrive23i, Z4 Sdrive30i, Z4Sdrive35i	2009	ACC Active cruise control	√	√	√	√	√	√
Z Series_Z4_E89	Z4 Sdrive23i, Z4 Sdrive30i, Z4Sdrive35i	2009	ACC/ACC2 Active Cruise Control	√	√	√			
Z Series_Z4_E89	Z4 Sdrive23i, Z4 Sdrive30i, Z4Sdrive35i	2009	ACS/ACS2 Active Safety Module	√	√	√	√	√	√




Z Series_Z4_E89	Z4 Sdrive23i, Z4 Sdrive30i, Z4Sdrive35i	2009	ACSM/MRS Crash Safety Module	√	√	√	√		
Z Series_Z4_E89	Z4 Sdrive23i, Z4 Sdrive30i, Z4Sdrive35i	2009	AHL Adaptive directional headlights	√	√	√	√	√	√
Z Series_Z4_E89	Z4 Sdrive23i, Z4 Sdrive30i, Z4Sdrive35i	2009	AHM Trailer module	√	√	√	√	√	√
Z Series_Z4_E89	Z4 Sdrive23i, Z4 Sdrive30i, Z4Sdrive35i	2009	AL active front steering (AFS70)	√	√	√	√		
Z Series_Z4_E89	Z4 Sdrive23i, Z4 Sdrive30i, Z4Sdrive35i	2009	AL active steering	√	√	√	√	√	√
Z Series_Z4_E89	Z4 Sdrive23i, Z4 Sdrive30i, Z4Sdrive35i	2009	ALBBF Active backrest width,front passenger	√	√	√	√		
Z Series_Z4_E89	Z4 Sdrive23i, Z4 Sdrive30i, Z4Sdrive35i	2009	ALBFA Active backrest width,driver	√	√	√	√		
Z Series_Z4_E89	Z4 Sdrive23i, Z4 Sdrive30i, Z4Sdrive35i	2009	AMP Amplifier	√	√	√	√	√	√
Z Series_Z4_E89	Z4 Sdrive23i, Z4 Sdrive30i, Z4Sdrive35i	2009	AMPH Hi-Fi amplifier	√	√	√	√	√	√
Z Series_Z4_E89	Z4 Sdrive23i, Z4 Sdrive30i, Z4Sdrive35i	2009	AMPT Top Hi-Fi amplifier	√	√	√	√	√	√
Z Series_Z4_E89	Z4 Sdrive23i, Z4 Sdrive30i, Z4Sdrive35i	2009	ANT Antenna/antenna tuner	√	√	√	√	√	√
Z Series_Z4_E89	Z4 Sdrive23i, Z4 Sdrive30i, Z4Sdrive35i	2009	ARS Dynamic Drive	√	√	√	√	√	√
Z Series_Z4_E89	Z4 Sdrive23i, Z4 Sdrive30i, Z4Sdrive35i	2009	ARS Dynamic Drive 2	√	√	√	√	√	√
Z Series_Z4_E89	Z4 Sdrive23i, Z4 Sdrive30i, Z4Sdrive35i	2009	ASK Audio system controller	√	√	√	√	√	√
Z Series_Z4_E89	Z4 Sdrive23i, Z4 Sdrive30i, Z4Sdrive35i	2009	BM On-board monitor						
Z Series_Z4_E89	Z4 Sdrive23i, Z4 Sdrive30i, Z4Sdrive35i	2009	BM/MIR (On-board monitor/Multi-Information Radio)	√	√	√	√	√	√
Z Series_Z4_E89	Z4 Sdrive23i, Z4 Sdrive30i, Z4Sdrive35i	2009	BZM Control center, center console	√	√	√	√	√	√
Z Series_Z4_E89	Z4 Sdrive23i, Z4 Sdrive30i, Z4Sdrive35i	2009	CA Comfort Access	√	√	√	√	√	√
Z Series_Z4_E89	Z4 Sdrive23i, Z4 Sdrive30i, Z4Sdrive35i	2009	CAN / byteflight	√	√	√			
Z Series_Z4_E89	Z4 Sdrive23i, Z4 Sdrive30i, Z4Sdrive35i	2009	CAN communication analysis	√	√	√			
Z Series_Z4_E89	Z4 Sdrive23i, Z4 Sdrive30i, Z4Sdrive35i	2009	CAS Car Access System	√	√	√	√	√	√
Z Series_Z4_E89	Z4 Sdrive23i, Z4 Sdrive30i, Z4Sdrive35i	2009	CCC-A Applications	√	√	√	√	√	√
Z Series_Z4_E89	Z4 Sdrive23i, Z4 Sdrive30i, Z4Sdrive35i	2009	CCC-ANT Aerial tuner	√	√	√	√	√	√

Z Series_Z4_E89	Z4 Sdrive23i, Z4 Sdrive30i, Z4Sdrive35i	2009	CCC-ASK Audio system controller	√	√	√	√	√	√
Z Series_Z4_E89	Z4 Sdrive23i, Z4 Sdrive30i, Z4Sdrive35i	2009	CCC-GW Gateway	√	√	√	√	√	√
Z Series_Z4_E89	Z4 Sdrive23i, Z4 Sdrive30i, Z4Sdrive35i	2009	CD Control Display	√	√	√	√		
Z Series_Z4_E89	Z4 Sdrive23i, Z4 Sdrive30i, Z4Sdrive35i	2009	CD-GW Control Display(Gateway)	√	√	√	√	√	√
Z Series_Z4_E89	Z4 Sdrive23i, Z4 Sdrive30i, Z4Sdrive35i	2009	CDC CD Changer	√	√	√	√	√	√
Z Series_Z4_E89	Z4 Sdrive23i, Z4 Sdrive30i, Z4Sdrive35i	2009	CEM Clean Energy Module	√	√	√	√		
Z Series_Z4_E89	Z4 Sdrive23i, Z4 Sdrive30i, Z4Sdrive35i	2009	CHAMP-BO User interface X	√	√	√	√		
Z Series_Z4_E89	Z4 Sdrive23i, Z4 Sdrive30i, Z4Sdrive35i	2009	CHAMP-GW Gateway X	√	√	√	√		
Z Series_Z4_E89	Z4 Sdrive23i, Z4 Sdrive30i, Z4Sdrive35i	2009	CIC User interface	√	√	√	√	√	√
Z Series_Z4_E89	Z4 Sdrive23i, Z4 Sdrive30i, Z4Sdrive35i	2009	CIC-GW Gateway	√	√	√	√	√	√
Z Series_Z4_E89	Z4 Sdrive23i, Z4 Sdrive30i, Z4Sdrive35i	2009	CIC/CHAMP Car headunit column	√	√	√	√	√	√
Z Series_Z4_E89	Z4 Sdrive23i, Z4 Sdrive30i, Z4Sdrive35i	2009	CID Central Information Display	√	√	√	√	√	√
Z Series_Z4_E89	Z4 Sdrive23i, Z4 Sdrive30i, Z4Sdrive35i	2009	CIM Chassis integration Module	√	√	√	√	√	√
Z Series_Z4_E89	Z4 Sdrive23i, Z4 Sdrive30i, Z4Sdrive35i	2009	CON Controller	√	√	√	√	√	√
Z Series_Z4_E89	Z4 Sdrive23i, Z4 Sdrive30i, Z4Sdrive35i	2009	CVM Convertible top module	√	√	√	√	√	√
Z Series_Z4_E89	Z4 Sdrive23i, Z4 Sdrive30i, Z4Sdrive35i	2009	DAB Digital tuner	√	√	√	√	√	√
Z Series_Z4_E89	Z4 Sdrive23i, Z4 Sdrive30i, Z4Sdrive35i	2009	DDE Diesel Electronics	√	√	√	√	√	√
Z Series_Z4_E89	Z4 Sdrive23i, Z4 Sdrive30i, Z4Sdrive35i	2009	DME Digital Engine/Gearbox Electronics 2	√	√	√	√	√	√
Z Series_Z4_E89	Z4 Sdrive23i, Z4 Sdrive30i, Z4Sdrive35i	2009	DME Digital Motor Electronics	√	√	√	√	√	√
Z Series_Z4_E89	Z4 Sdrive23i, Z4 Sdrive30i, Z4Sdrive35i	2009	DME Motor Electronics	√	√	√	√	√	√
Z Series_Z4_E89	Z4 Sdrive23i, Z4 Sdrive30i, Z4Sdrive35i	2009	DME/DDE (Motor/Diesel Electronics)	√	√	√	√	√	√
Z Series_Z4_E89	Z4 Sdrive23i, Z4 Sdrive30i, Z4Sdrive35i	2009	DME/DDE Motor Electronics	√	√	√	√	√	√
Z Series_Z4_E89	Z4 Sdrive23i, Z4 Sdrive30i, Z4Sdrive35i	2009	DME2/DME2 Digital motor electronics 2	√	√	√	√	√	√

Z Series_Z4_E89	Z4 Sdrive23i, Z4 Sdrive30i, Z4Sdrive35i	2009	DSC Dynamic Stability Control	√	√	√	√	√	√
Z Series_Z4_E89	Z4 Sdrive23i, Z4 Sdrive30i, Z4Sdrive35i	2009	DSC(Bosch)Dynamic Stability Control	√	√	√	√	√	√
Z Series_Z4_E89	Z4 Sdrive23i, Z4 Sdrive30i, Z4Sdrive35i	2009	DSP Digital Sound Processor						
Z Series_Z4_E89	Z4 Sdrive23i, Z4 Sdrive30i, Z4Sdrive35i	2009	DVD CD Changer	√	√	√	√		
Z Series_Z4_E89	Z4 Sdrive23i, Z4 Sdrive30i, Z4Sdrive35i	2009	DVD-C DVD changer	√	√	√	√	√	√
Z Series_Z4_E89	Z4 Sdrive23i, Z4 Sdrive30i, Z4Sdrive35i	2009	DVDC DVD Changer	√	√	√	√	√	√
Z Series_Z4_E89	Z4 Sdrive23i, Z4 Sdrive30i, Z4Sdrive35i	2009	DWA antitheft alarm system	√	√	√	√	√	√
Z Series_Z4_E89	Z4 Sdrive23i, Z4 Sdrive30i, Z4Sdrive35i	2009	EDC Damper Control	√	√	√	√	√	√
Z Series_Z4_E89	Z4 Sdrive23i, Z4 Sdrive30i, Z4Sdrive35i	2009	EDC Electronic Damper Control	√	√	√	√	√	√
Z Series_Z4_E89	Z4 Sdrive23i, Z4 Sdrive30i, Z4Sdrive35i	2009	EDCSHL Damper satellite, rear left	√	√	√	√	√	√
Z Series_Z4_E89	Z4 Sdrive23i, Z4 Sdrive30i, Z4Sdrive35i	2009	EDCSHR Damper satellite, rear right	√	√	√	√	√	√
Z Series_Z4_E89	Z4 Sdrive23i, Z4 Sdrive30i, Z4Sdrive35i	2009	EDCSVL Damper satellite, front left	√	√	√	√	√	√
Z Series_Z4_E89	Z4 Sdrive23i, Z4 Sdrive30i, Z4Sdrive35i	2009	EDCSVR Damper satellite, front right	√	√	√	√	√	√
Z Series_Z4_E89	Z4 Sdrive23i, Z4 Sdrive30i, Z4Sdrive35i	2009	EGS 6HPTU transmission control	√	√	√	√	√	√
Z Series_Z4_E89	Z4 Sdrive23i, Z4 Sdrive30i, Z4Sdrive35i	2009	EGS transmission management	√	√	√	√	√	√
Z Series_Z4_E89	Z4 Sdrive23i, Z4 Sdrive30i, Z4Sdrive35i	2009	EHC Electronic Height Control	√	√	√	√	√	√
Z Series_Z4_E89	Z4 Sdrive23i, Z4 Sdrive30i, Z4Sdrive35i	2009	EHC Electronic Ride-Height Control	√	√	√	√	√	√
Z Series_Z4_E89	Z4 Sdrive23i, Z4 Sdrive30i, Z4Sdrive35i	2009	EHC Ride level(Height) Control	√	√	√	√	√	√
Z Series_Z4_E89	Z4 Sdrive23i, Z4 Sdrive30i, Z4Sdrive35i	2009	EHC/EHC2 (Electronic ride-level control)	√	√	√	√	√	√
Z Series_Z4_E89	Z4 Sdrive23i, Z4 Sdrive30i, Z4Sdrive35i	2009	EHPS Electro-hydraulic steering assistance	√	√	√	√	√	√
Z Series_Z4_E89	Z4 Sdrive23i, Z4 Sdrive30i, Z4Sdrive35i	2009	EKP Fuel pump	√	√	√	√	√	√
Z Series_Z4_E89	Z4 Sdrive23i, Z4 Sdrive30i, Z4Sdrive35i	2009	EKPS Fuel pump	√	√	√	√	√	√
Z Series_Z4_E89	Z4 Sdrive23i, Z4 Sdrive30i, Z4Sdrive35i	2009	EKPS Fuel pump control	√	√	√	√	√	√

Z Series_Z4_E89	Z4 Sdrive23i, Z4 Sdrive30i, Z4Sdrive35i	2009	EMF Parking brake	√	√	√	√	√	√
Z Series_Z4_E89	Z4 Sdrive23i, Z4 Sdrive30i, Z4Sdrive35i	2009	EML Electronic engine-power control	√	√	√			
Z Series_Z4_E89	Z4 Sdrive23i, Z4 Sdrive30i, Z4Sdrive35i	2009	EPS Electronic Power Steering	√	√	√	√	√	√
Z Series_Z4_E89	Z4 Sdrive23i, Z4 Sdrive30i, Z4Sdrive35i	2009	EWS Electronic immobilizer	√	√	√	√		
Z Series_Z4_E89	Z4 Sdrive23i, Z4 Sdrive30i, Z4Sdrive35i	2009	EWS Vehicle immobilizer	√	√	√	√		
Z Series_Z4_E89	Z4 Sdrive23i, Z4 Sdrive30i, Z4Sdrive35i	2009	FBI Flexible Bus Interface	√	√	√	√		
Z Series_Z4_E89	Z4 Sdrive23i, Z4 Sdrive30i, Z4Sdrive35i	2009	FBZM Rear compartment,controlcenter,center console	√	√	√	√	√	√
Z Series_Z4_E89	Z4 Sdrive23i, Z4 Sdrive30i, Z4Sdrive35i	2009	FCON Rear compartment controller	√	√	√	√	√	√
Z Series_Z4_E89	Z4 Sdrive23i, Z4 Sdrive30i, Z4Sdrive35i	2009	FD Rear-cabin display	√	√	√	√		
Z Series_Z4_E89	Z4 Sdrive23i, Z4 Sdrive30i, Z4Sdrive35i	2009	FD Rear-compartment display	√	√	√	√	√	√
Z Series_Z4_E89	Z4 Sdrive23i, Z4 Sdrive30i, Z4Sdrive35i	2009	FD2 Rear-compartment display2	√	√	√	√	√	√
Z Series_Z4_E89	Z4 Sdrive23i, Z4 Sdrive30i, Z4Sdrive35i	2009	FID Read-compartment information display	√	√	√			
Z Series_Z4_E89	Z4 Sdrive23i, Z4 Sdrive30i, Z4Sdrive35i	2009	FKA Rear heater/air conditioning	√	√	√	√	√	√
Z Series_Z4_E89	Z4 Sdrive23i, Z4 Sdrive30i, Z4Sdrive35i	2009	FKA Rear-cabin automatic A/C	√	√	√	√	√	√
Z Series_Z4_E89	Z4 Sdrive23i, Z4 Sdrive30i, Z4Sdrive35i	2009	FKA Rear-compartment air conditioning	√	√	√	√	√	√
Z Series_Z4_E89	Z4 Sdrive23i, Z4 Sdrive30i, Z4Sdrive35i	2009	FLA High Beam Assist	√	√	√	√	√	√
Z Series_Z4_E89	Z4 Sdrive23i, Z4 Sdrive30i, Z4Sdrive35i	2009	FRM Footwell module	√	√	√	√	√	√
Z Series_Z4_E89	Z4 Sdrive23i, Z4 Sdrive30i, Z4Sdrive35i	2009	FRM/FRM2 Footwell module	√	√	√	√	√	√
Z Series_Z4_E89	Z4 Sdrive23i, Z4 Sdrive30i, Z4Sdrive35i	2009	FRM2 Footwell module 2	√	√	√	√	√	√
Z Series_Z4_E89	Z4 Sdrive23i, Z4 Sdrive30i, Z4Sdrive35i	2009	FZD Function centre,roof	√	√	√	√	√	√
Z Series_Z4_E89	Z4 Sdrive23i, Z4 Sdrive30i, Z4Sdrive35i	2009	GR Cruise control	√	√	√			
Z Series_Z4_E89	Z4 Sdrive23i, Z4 Sdrive30i, Z4Sdrive35i	2009	GWS Gear selector switch	√	√	√	√	√	√
Z Series_Z4_E89	Z4 Sdrive23i, Z4 Sdrive30i, Z4Sdrive35i	2009	HKE Rear-lic lift	√	√	√	√	√	√



Z Series_Z4_E89	Z4 Sdrive23i, Z4 Sdrive30i, Z4Sdrive35i	2009	HKL Rear-lid module X	√	√	√	√		
Z Series_Z4_E89	Z4 Sdrive23i, Z4 Sdrive30i, Z4Sdrive35i	2009	ICM Integrated Chassis Management	√	√	√	√	√	√
Z Series_Z4_E89	Z4 Sdrive23i, Z4 Sdrive30i, Z4Sdrive35i	2009	ICM Integronic Power Steering	√	√	√	√	√	√
Z Series_Z4_E89	Z4 Sdrive23i, Z4 Sdrive30i, Z4Sdrive35i	2009	IHKA Heater/automatic A/C control	√	√	√	√	√	√
Z Series_Z4_E89	Z4 Sdrive23i, Z4 Sdrive30i, Z4Sdrive35i	2009	IHKA Integrated automatic heating/air conditioning	√	√	√	√	√	√
Z Series_Z4_E89	Z4 Sdrive23i, Z4 Sdrive30i, Z4Sdrive35i	2009	IHKA Integrated heating /air conditioning	√	√	√	√	√	√
Z Series_Z4_E89	Z4 Sdrive23i, Z4 Sdrive30i, Z4Sdrive35i	2009	IHKA/IHKR Integrated heating/air conditioning	√	√	√	√	√	√
Z Series_Z4_E89	Z4 Sdrive23i, Z4 Sdrive30i, Z4Sdrive35i	2009	IHKS Integrated heating/air-conditioning control	√	√	√	√	√	√
Z Series_Z4_E89	Z4 Sdrive23i, Z4 Sdrive30i, Z4Sdrive35i	2009	IHS Heater control	√	√	√	√	√	√
Z Series_Z4_E89	Z4 Sdrive23i, Z4 Sdrive30i, Z4Sdrive35i	2009	INSTR Instrumint cluster	√	√	√	√	√	√
Z Series_Z4_E89	Z4 Sdrive23i, Z4 Sdrive30i, Z4Sdrive35i	2009	JBE Junction-box electronics	√	√	√	√	√	√
Z Series_Z4_E89	Z4 Sdrive23i, Z4 Sdrive30i, Z4Sdrive35i	2009	JBE2 Junction Box electronics 2	√	√	√	√	√	√
Z Series_Z4_E89	Z4 Sdrive23i, Z4 Sdrive30i, Z4Sdrive35i	2009	JNAV Navigation system,Japan	√	√	√	√	√	√
Z Series_Z4_E89	Z4 Sdrive23i, Z4 Sdrive30i, Z4Sdrive35i	2009	KBM Body basic module	√	√	√	√	√	√
Z Series_Z4_E89	Z4 Sdrive23i, Z4 Sdrive30i, Z4Sdrive35i	2009	KGM Body Gateway Module	√	√	√	√	√	√
Z Series_Z4_E89	Z4 Sdrive23i, Z4 Sdrive30i, Z4Sdrive35i	2009	KHI Headphones interface	√	√	√	√	√	√
Z Series_Z4_E89	Z4 Sdrive23i, Z4 Sdrive30i, Z4Sdrive35i	2009	KNAV Navigation system,Korea	√	√	√	√	√	√
Z Series_Z4_E89	Z4 Sdrive23i, Z4 Sdrive30i, Z4Sdrive35i	2009	KOM Instrument cluster	√	√	√	√	√	√
Z Series_Z4_E89	Z4 Sdrive23i, Z4 Sdrive30i, Z4Sdrive35i	2009	KOM/IKE/IKI/INSTR(Instrument cluster)	√	√	√	√	√	√
Z Series_Z4_E89	Z4 Sdrive23i, Z4 Sdrive30i, Z4Sdrive35i	2009	KOMBI2 additional Instruments						
Z Series_Z4_E89	Z4 Sdrive23i, Z4 Sdrive30i, Z4Sdrive35i	2009	LEW Steering-angle sensor	√	√	√	√		
Z Series_Z4_E89	Z4 Sdrive23i, Z4 Sdrive30i, Z4Sdrive35i	2009	LEW/LWS (Steering angle sensor)	√	√	√	√		
Z Series_Z4_E89	Z4 Sdrive23i, Z4 Sdrive30i, Z4Sdrive35i	2009	LM Lights Module	√	√	√	√	√	√



Z Series_Z4_E89	Z4 Sdrive23i, Z4 Sdrive30i, Z4Sdrive35i	2009	LM Lights module 2	√	√	√	√	√	√
Z Series_Z4_E89	Z4 Sdrive23i, Z4 Sdrive30i, Z4Sdrive35i	2009	LM2 Lights module 2	√	√	√	√	√	√
Z Series_Z4_E89	Z4 Sdrive23i, Z4 Sdrive30i, Z4Sdrive35i	2009	LRA Automatic headlight vertical aim control	√	√	√			
Z Series_Z4_E89	Z4 Sdrive23i, Z4 Sdrive30i, Z4Sdrive35i	2009	LRA Headlight vertical aim control	√	√	√	√	√	√
Z Series_Z4_E89	Z4 Sdrive23i, Z4 Sdrive30i, Z4Sdrive35i	2009	LRR Long Range Radar	√	√	√			
Z Series_Z4_E89	Z4 Sdrive23i, Z4 Sdrive30i, Z4Sdrive35i	2009	LSZ/LCM (Lights switching center)	√	√	√	√	√	√
Z Series_Z4_E89	Z4 Sdrive23i, Z4 Sdrive30i, Z4Sdrive35i	2009	M-ASK-BO User interface	√	√	√	√	√	√
Z Series_Z4_E89	Z4 Sdrive23i, Z4 Sdrive30i, Z4Sdrive35i	2009	M-ASK-GW Gateway	√	√	√	√	√	√
Z Series_Z4_E89	Z4 Sdrive23i, Z4 Sdrive30i, Z4Sdrive35i	2009	M-ASK-NAV Navigation system	√	√	√	√	√	√
Z Series_Z4_E89	Z4 Sdrive23i, Z4 Sdrive30i, Z4Sdrive35i	2009	MFL Multifunction steering wheel I	√	√	√	√		
Z Series_Z4_E89	Z4 Sdrive23i, Z4 Sdrive30i, Z4Sdrive35i	2009	MID Multi Information Display	√	√	√			
Z Series_Z4_E89	Z4 Sdrive23i, Z4 Sdrive30i, Z4Sdrive35i	2009	MPM Micro-power module	√	√	√	√	√	√
Z Series_Z4_E89	Z4 Sdrive23i, Z4 Sdrive30i, Z4Sdrive35i	2009	MRS Multiple Restraint System	√	√	√	√		
Z Series_Z4_E89	Z4 Sdrive23i, Z4 Sdrive30i, Z4Sdrive35i	2009	MRS/AirBag (Multiple Restraint System)	√	√	√			
Z Series_Z4_E89	Z4 Sdrive23i, Z4 Sdrive30i, Z4Sdrive35i	2009	MRS/AirBag(Multiple Restraint System)	√	√	√			
Z Series_Z4_E89	Z4 Sdrive23i, Z4 Sdrive30i, Z4Sdrive35i	2009	MRS/AirBag/SIM (Multiple Restraint System)	√	√	√	√	√	√
Z Series_Z4_E89	Z4 Sdrive23i, Z4 Sdrive30i, Z4Sdrive35i	2009	NAV Navigation computer	√	√	√	√		
Z Series_Z4_E89	Z4 Sdrive23i, Z4 Sdrive30i, Z4Sdrive35i	2009	NAV Navigation computer, Europe	√	√	√	√		
Z Series_Z4_E89	Z4 Sdrive23i, Z4 Sdrive30i, Z4Sdrive35i	2009	NAV Navigation system	√	√	√	√	√	√
Z Series_Z4_E89	Z4 Sdrive23i, Z4 Sdrive30i, Z4Sdrive35i	2009	NVE Night Vision Electronics	√	√	√	√	√	√
Z Series_Z4_E89	Z4 Sdrive23i, Z4 Sdrive30i, Z4Sdrive35i	2009	NVK Night vision camera	√	√	√	√	√	√
Z Series_Z4_E89	Z4 Sdrive23i, Z4 Sdrive30i, Z4Sdrive35i	2009	PDC Park Distance Control	√	√	√	√	√	√
Z Series_Z4_E89	Z4 Sdrive23i, Z4 Sdrive30i, Z4Sdrive35i	2009	PM Power module	√	√	√	√	√	√

Z Series_Z4_E89	Z4 Sdrive23i, Z4 Sdrive30i, Z4Sdrive35i	2009	QMVHL Lateral-moment distribution, rear axle	√	√	√	√	√	√
Z Series_Z4_E89	Z4 Sdrive23i, Z4 Sdrive30i, Z4Sdrive35i	2009	RAD Radio	√	√	√	√	√	√
Z Series_Z4_E89	Z4 Sdrive23i, Z4 Sdrive30i, Z4Sdrive35i	2009	RAD2-BO User interface	√	√	√	√	√	√
Z Series_Z4_E89	Z4 Sdrive23i, Z4 Sdrive30i, Z4Sdrive35i	2009	RAD2-GW Gateway	√	√	√	√		
Z Series_Z4_E89	Z4 Sdrive23i, Z4 Sdrive30i, Z4Sdrive35i	2009	RAD2-GW Gateway	√	√	√	√	√	√
Z Series_Z4_E89	Z4 Sdrive23i, Z4 Sdrive30i, Z4Sdrive35i	2009	RDC Tire pressure control	√	√	√	√		
Z Series_Z4_E89	Z4 Sdrive23i, Z4 Sdrive30i, Z4Sdrive35i	2009	RDC/RDW Tyre pressure check	√	√	√	√		
Z Series_Z4_E89	Z4 Sdrive23i, Z4 Sdrive30i, Z4Sdrive35i	2009	RFK Reversing camera	√	√	√	√	√	√
Z Series_Z4_E89	Z4 Sdrive23i, Z4 Sdrive30i, Z4Sdrive35i	2009	RLS Rain/Light Sensor	√	√	√	√		
Z Series_Z4_E89	Z4 Sdrive23i, Z4 Sdrive30i, Z4Sdrive35i	2009	RLS/AIC (Rain/Light Sensor/Automatic interval Control)	√	√	√	√		
Z Series_Z4_E89	Z4 Sdrive23i, Z4 Sdrive30i, Z4Sdrive35i	2009	RLSS Rain/light solar sensor	√	√	√	√	√	√
Z Series_Z4_E89	Z4 Sdrive23i, Z4 Sdrive30i, Z4Sdrive35i	2009	RLSS Solar Rain/Light Sensor	√	√	√	√	√	√
Z Series_Z4_E89	Z4 Sdrive23i, Z4 Sdrive30i, Z4Sdrive35i	2009	RSE Rear Seat Entertainment	√	√	√	√	√	√
Z Series_Z4_E89	Z4 Sdrive23i, Z4 Sdrive30i, Z4Sdrive35i	2009	RSE Rear seat entertainment	√	√	√	√	√	√
Z Series_Z4_E89	Z4 Sdrive23i, Z4 Sdrive30i, Z4Sdrive35i	2009	SASL Satellite,A-pillar,left	√	√	√	√		
Z Series_Z4_E89	Z4 Sdrive23i, Z4 Sdrive30i, Z4Sdrive35i	2009	SASR Satellite,A-pillar,right	√	√	√	√		
Z Series_Z4_E89	Z4 Sdrive23i, Z4 Sdrive30i, Z4Sdrive35i	2009	SBSL Satellite,B-pillar,left	√	√	√	√		
Z Series_Z4_E89	Z4 Sdrive23i, Z4 Sdrive30i, Z4Sdrive35i	2009	SBSR Satellite,B-pillar,right	√	√	√	√		
Z Series_Z4_E89	Z4 Sdrive23i, Z4 Sdrive30i, Z4Sdrive35i	2009	SBSR Satellite,B-pillar,right	√	√	√	√	√	√
Z Series_Z4_E89	Z4 Sdrive23i, Z4 Sdrive30i, Z4Sdrive35i	2009	SDARS Satellite tuner (US)	√	√	√	√	√	√
Z Series_Z4_E89	Z4 Sdrive23i, Z4 Sdrive30i, Z4Sdrive35i	2009	SEC1 Supplementary control unit 1	√	√	√			
Z Series_Z4_E89	Z4 Sdrive23i, Z4 Sdrive30i, Z4Sdrive35i	2009	SEC2 Supplementary control unit 2	√	√	√			
Z Series_Z4_E89	Z4 Sdrive23i, Z4 Sdrive30i, Z4Sdrive35i	2009	SEZ Satellite vehicle center	√	√	√	√		

Z Series_Z4_E89	Z4 Sdrive23i, Z4 Sdrive30i, Z4Sdrive35i	2009	SG-FD Control unit,rear-compartment display	√	√	√	√		
Z Series_Z4_E89	Z4 Sdrive23i, Z4 Sdrive30i, Z4Sdrive35i	2009	SG-FD-GW Control unit,rear-compartment display(gateway)	√	√	√	√	√	√
Z Series_Z4_E89	Z4 Sdrive23i, Z4 Sdrive30i, Z4Sdrive35i	2009	SGM-SIM Safety and Gateway Module(SIM)	√	√	√	√	√	√
Z Series_Z4_E89	Z4 Sdrive23i, Z4 Sdrive30i, Z4Sdrive35i	2009	SGM-ZGM Safety and Gateway Module(ZGM)	√	√	√			
Z Series_Z4_E89	Z4 Sdrive23i, Z4 Sdrive30i, Z4Sdrive35i	2009	SHD Slide/tilt sunroof 2	√	√	√	√	√	√
Z Series_Z4_E89	Z4 Sdrive23i, Z4 Sdrive30i, Z4Sdrive35i	2009	SHD Sliding/tilting sunroof	√	√	√	√	√	√
Z Series_Z4_E89	Z4 Sdrive23i, Z4 Sdrive30i, Z4Sdrive35i	2009	SHD Sliding/tilting sunroof module	√	√	√	√	√	√
Z Series_Z4_E89	Z4 Sdrive23i, Z4 Sdrive30i, Z4Sdrive35i	2009	SHD Sliding/tilting sunroof	√	√	√			
Z Series_Z4_E89	Z4 Sdrive23i, Z4 Sdrive30i, Z4Sdrive35i	2009	SHZH Independent/auxiliary heater	√	√	√	√	√	√
Z Series_Z4_E89	Z4 Sdrive23i, Z4 Sdrive30i, Z4Sdrive35i	2009	SIM Safety and information module	√	√	√	√	√	√
Z Series_Z4_E89	Z4 Sdrive23i, Z4 Sdrive30i, Z4Sdrive35i	2009	SINE Siren and tilt sensor	√	√	√	√		
Z Series_Z4_E89	Z4 Sdrive23i, Z4 Sdrive30i, Z4Sdrive35i	2009	SINE Siren with tilt sensor	√	√	√	√	√	√
Z Series_Z4_E89	Z4 Sdrive23i, Z4 Sdrive30i, Z4Sdrive35i	2009	SMBF Seat module,passenger	√	√	√	√	√	√
Z Series_Z4_E89	Z4 Sdrive23i, Z4 Sdrive30i, Z4Sdrive35i	2009	SMBFH Seat module,passenger'sside,rear	√	√	√	√	√	√
Z Series_Z4_E89	Z4 Sdrive23i, Z4 Sdrive30i, Z4Sdrive35i	2009	SMF/SM/SLM (Seat memory,driver)	√	√	√	√	√	√
Z Series_Z4_E89	Z4 Sdrive23i, Z4 Sdrive30i, Z4Sdrive35i	2009	SMFA Seat module,driver	√	√	√	√	√	√
Z Series_Z4_E89	Z4 Sdrive23i, Z4 Sdrive30i, Z4Sdrive35i	2009	SMFAH Seat module,driver'sside,rear	√	√	√	√	√	√
Z Series_Z4_E89	Z4 Sdrive23i, Z4 Sdrive30i, Z4Sdrive35i	2009	SPMBT Mirror memory,passenger	√	√	√	√	√	√
Z Series_Z4_E89	Z4 Sdrive23i, Z4 Sdrive30i, Z4Sdrive35i	2009	SPMFT Mirror memory,driver	√	√	√	√	√	√
Z Series_Z4_E89	Z4 Sdrive23i, Z4 Sdrive30i, Z4Sdrive35i	2009	SSBF Satellite,seat,passenger	√	√	√	√		
Z Series_Z4_E89	Z4 Sdrive23i, Z4 Sdrive30i, Z4Sdrive35i	2009	SSFA Satellite,seat,driver	√	√	√	√		
Z Series_Z4_E89	Z4 Sdrive23i, Z4 Sdrive30i, Z4Sdrive35i	2009	SSH Satellite,seat,rear	√	√	√	√	√	√
Z Series_Z4_E89	Z4 Sdrive23i, Z4 Sdrive30i, Z4Sdrive35i	2009	STH park heating						

Z Series_Z4_E89	Z4 Sdrive23i, Z4 Sdrive30i, Z4Sdrive35i	2009	STVL Satellite,door,front left	√	√	√	√		
Z Series_Z4_E89	Z4 Sdrive23i, Z4 Sdrive30i, Z4Sdrive35i	2009	STVR Satellite,door,front right	√	√	√	√		
Z Series_Z4_E89	Z4 Sdrive23i, Z4 Sdrive30i, Z4Sdrive35i	2009	SVS Language processing system	√	√	√	√		
Z Series_Z4_E89	Z4 Sdrive23i, Z4 Sdrive30i, Z4Sdrive35i	2009	SVT Servotronic						
Z Series_Z4_E89	Z4 Sdrive23i, Z4 Sdrive30i, Z4Sdrive35i	2009	SZL Switch center,steering column	√	√	√	√	√	√
Z Series_Z4_E89	Z4 Sdrive23i, Z4 Sdrive30i, Z4Sdrive35i	2009	SZM Switching center,center console	√	√	√	√	√	√
Z Series_Z4_E89	Z4 Sdrive23i, Z4 Sdrive30i, Z4Sdrive35i	2009	Short test	√	√	√			
Z Series_Z4_E89	Z4 Sdrive23i, Z4 Sdrive30i, Z4Sdrive35i	2009	TCU Telematic Control Unit	√	√	√	√	√	√
Z Series_Z4_E89	Z4 Sdrive23i, Z4 Sdrive30i, Z4Sdrive35i	2009	TEL Telephone	√	√	√	√		
Z Series_Z4_E89	Z4 Sdrive23i, Z4 Sdrive30i, Z4Sdrive35i	2009	TMBF Door module,front passenger	√	√	√	√	√	√
Z Series_Z4_E89	Z4 Sdrive23i, Z4 Sdrive30i, Z4Sdrive35i	2009	TMBFH Door module,passenger'sside,rear	√	√	√	√		
Z Series_Z4_E89	Z4 Sdrive23i, Z4 Sdrive30i, Z4Sdrive35i	2009	TMBFT Door module,passenger door	√	√	√	√		
Z Series_Z4_E89	Z4 Sdrive23i, Z4 Sdrive30i, Z4Sdrive35i	2009	TMFA Door module,driver	√	√	√	√	√	√
Z Series_Z4_E89	Z4 Sdrive23i, Z4 Sdrive30i, Z4Sdrive35i	2009	TMFAH Door module,driver'sside,rear	√	√	√	√		
Z Series_Z4_E89	Z4 Sdrive23i, Z4 Sdrive30i, Z4Sdrive35i	2009	TMFAT Door module,driver's door	√	√	√	√		
Z Series_Z4_E89	Z4 Sdrive23i, Z4 Sdrive30i, Z4Sdrive35i	2009	TR SVC All round view camera	√	√	√	√	√	√
Z Series_Z4_E89	Z4 Sdrive23i, Z4 Sdrive30i, Z4Sdrive35i	2009	ULF Universal charging and hands-free facility	√	√	√	√	√	√
Z Series_Z4_E89	Z4 Sdrive23i, Z4 Sdrive30i, Z4Sdrive35i	2009	ULF-SBX-H Interface box High	√	√	√	√	√	√
Z Series_Z4_E89	Z4 Sdrive23i, Z4 Sdrive30i, Z4Sdrive35i	2009	VDM Vertical Dynamics Management	√	√	√	√	√	√
Z Series_Z4_E89	Z4 Sdrive23i, Z4 Sdrive30i, Z4Sdrive35i	2009	VID Video module	√	√	√			
Z Series_Z4_E89	Z4 Sdrive23i, Z4 Sdrive30i, Z4Sdrive35i	2009	VM Video Module	√	√	√	√	√	√
Z Series_Z4_E89	Z4 Sdrive23i, Z4 Sdrive30i, Z4Sdrive35i	2009	VSW Video switch	√	√	√	√	√	√
Z Series_Z4_E89	Z4 Sdrive23i, Z4 Sdrive30i, Z4Sdrive35i	2009	VTC Valvetronic	√	√	√			

Z Series_Z4_E89	Z4 Sdrive23i, Z4 Sdrive30i, Z4Sdrive35i	2009	VTC2 Valvetronic 2	√	√	√			
Z Series_Z4_E89	Z4 Sdrive23i, Z4 Sdrive30i, Z4Sdrive35i	2009	VTG Transfer case	√	√	√	√	√	√
Z Series_Z4_E89	Z4 Sdrive23i, Z4 Sdrive30i, Z4Sdrive35i	2009	WIM Wiper module	√	√	√	√	√	√
Z Series_Z4_E89	Z4 Sdrive23i, Z4 Sdrive30i, Z4Sdrive35i	2009	ZGM Central Gateway Module	√	√	√	√	√	√
Z Series_Z4_E89	Z4 Sdrive23i, Z4 Sdrive30i, Z4Sdrive35i	2009	ZKE Central body electronics BC 1	√	√	√	√	√	√
Z Series_Z4_E89	Z4 Sdrive23i, Z4 Sdrive30i, Z4Sdrive35i	2009	ZKE/GM (Central body electronics/GM base module)	√	√	√	√	√	√
Z Series_Z3_E36	1.8 M43/TU,2.0 M52/TU,2.2 M54,2.3 M52/TU,2.5 M54,2.8M52/TU,2.8 M52/TU COUPE,3.0 M54,3.0 M54COUPE,M44,M52,M52 COUPE,S50,S50 COUPE,S52,S52COUPE,S54,S54 COUPE	1998-2002	ABS/ASC/DSC (Dynamic Stability Control)	√	√	√	√	√	√
Z Series_Z3_E36	1.8 M43/TU,2.0 M52/TU,2.2 M54,2.3 M52/TU,2.5 M54,2.8M52/TU,2.8 M52/TU COUPE,3.0 M54,3.0 M54COUPE,M44,M52,M52 COUPE,S50,S50 COUPE,S52,S52COUPE,S54,S54 COUPE	1998-2002	ACC Active cruise control	√	√	√	√	√	√
Z Series_Z3_E36	1.8 M43/TU,2.0 M52/TU,2.2 M54,2.3 M52/TU,2.5 M54,2.8M52/TU,2.8 M52/TU COUPE,3.0 M54,3.0 M54COUPE,M44,M52,M52 COUPE,S50,S50 COUPE,S52,S52COUPE,S54,S54 COUPE	1998-2002	ACC/ACC2 Active Cruise Control	√	√	√			
Z Series_Z3_E36	1.8 M43/TU,2.0 M52/TU,2.2 M54,2.3 M52/TU,2.5 M54,2.8M52/TU,2.8 M52/TU COUPE,3.0 M54,3.0 M54COUPE,M44,M52,M52 COUPE,S50,S50 COUPE,S52,S52COUPE,S54,S54 COUPE	1998-2002	ACSM Crash Safety Module	√	√	√	√	√	√
Z Series_Z3_E36	1.8 M43/TU,2.0 M52/TU,2.2 M54,2.3 M52/TU,2.5 M54,2.8M52/TU,2.8 M52/TU COUPE,3.0 M54,3.0 M54COUPE,M44,M52,M52 COUPE,S50,S50 COUPE,S52,S52COUPE,S54,S54 COUPE	1998-2002	ACSM/MRS Crash Safety Module	√	√	√	√		

Z Series_Z3_E36	1.8 M43/TU,2.0 M52/TU,2.2 M54,2.3 M52/TU,2.5 M54,2.8M52/TU,2.8 M52/TU COUPE,3.0 M54,3.0 M54COUPE,M44,M52,M52 COUPE,S50,S50 COUPE,S52,S52COUPE,S54,S54 COUPE	1998-2002	AHL Adaptive directional headlights	√	√	√	√	√	√
Z Series_Z3_E36	1.8 M43/TU,2.0 M52/TU,2.2 M54,2.3 M52/TU,2.5 M54,2.8M52/TU,2.8 M52/TU COUPE,3.0 M54,3.0 M54COUPE,M44,M52,M52 COUPE,S50,S50 COUPE,S52,S52COUPE,S54,S54 COUPE	1998-2002	AHM Trailer module	√	√	√	√	√	√
Z Series_Z3_E36	1.8 M43/TU,2.0 M52/TU,2.2 M54,2.3 M52/TU,2.5 M54,2.8M52/TU,2.8 M52/TU COUPE,3.0 M54,3.0 M54COUPE,M44,M52,M52 COUPE,S50,S50 COUPE,S52,S52COUPE,S54,S54 COUPE	1998-2002	AL active front steering (AFS70)	√	√	√	√		
Z Series_Z3_E36	1.8 M43/TU,2.0 M52/TU,2.2 M54,2.3 M52/TU,2.5 M54,2.8M52/TU,2.8 M52/TU COUPE,3.0 M54,3.0 M54COUPE,M44,M52,M52 COUPE,S50,S50 COUPE,S52,S52COUPE,S54,S54 COUPE	1998-2002	AL active steering	√	√	√	√	√	√
Z Series_Z3_E36	1.8 M43/TU,2.0 M52/TU,2.2 M54,2.3 M52/TU,2.5 M54,2.8M52/TU,2.8 M52/TU COUPE,3.0 M54,3.0 M54COUPE,M44,M52,M52 COUPE,S50,S50 COUPE,S52,S52COUPE,S54,S54 COUPE	1998-2002	ALBBF Active backrest width,front passenger	√	√	√	√		
Z Series_Z3_E36	1.8 M43/TU,2.0 M52/TU,2.2 M54,2.3 M52/TU,2.5 M54,2.8M52/TU,2.8 M52/TU COUPE,3.0 M54,3.0 M54COUPE,M44,M52,M52 COUPE,S50,S50 COUPE,S52,S52COUPE,S54,S54 COUPE	1998-2002	ALBFA Active backrest width,driver	√	√	√	√		

Z Series_Z3_E36	1.8 M43/TU,2.0 M52/TU,2.2 M54,2.3 M52/TU,2.5 M54,2.8M52/TU,2.8 M52/TU COUPE,3.0 M54,3.0 M54COUPE,M44,M52,M52 COUPE,S50,S50 COUPE,S52,S52COUPE,S54,S54 COUPE	1998-2002	AMP Amplifier	√	√	√	√	√	√
Z Series_Z3_E36	1.8 M43/TU,2.0 M52/TU,2.2 M54,2.3 M52/TU,2.5 M54,2.8M52/TU,2.8 M52/TU COUPE,3.0 M54,3.0 M54COUPE,M44,M52,M52 COUPE,S50,S50 COUPE,S52,S52COUPE,S54,S54 COUPE	1998-2002	AMPH Hi-Fi amplifier	√	√	√	√	√	√
Z Series_Z3_E36	1.8 M43/TU,2.0 M52/TU,2.2 M54,2.3 M52/TU,2.5 M54,2.8M52/TU,2.8 M52/TU COUPE,3.0 M54,3.0 M54COUPE,M44,M52,M52 COUPE,S50,S50 COUPE,S52,S52COUPE,S54,S54 COUPE	1998-2002	AMPT Top Hi-Fi amplifier	√	√	√	√	√	√
Z Series_Z3_E36	1.8 M43/TU,2.0 M52/TU,2.2 M54,2.3 M52/TU,2.5 M54,2.8M52/TU,2.8 M52/TU COUPE,3.0 M54,3.0 M54COUPE,M44,M52,M52 COUPE,S50,S50 COUPE,S52,S52COUPE,S54,S54 COUPE	1998-2002	ANT Antenna/antenna tuner	√	√	√	√	√	√
Z Series_Z3_E36	1.8 M43/TU,2.0 M52/TU,2.2 M54,2.3 M52/TU,2.5 M54,2.8M52/TU,2.8 M52/TU COUPE,3.0 M54,3.0 M54COUPE,M44,M52,M52 COUPE,S50,S50 COUPE,S52,S52COUPE,S54,S54 COUPE	1998-2002	ARS Dynamic Drive	√	√	√	√	√	√
Z Series_Z3_E36	1.8 M43/TU,2.0 M52/TU,2.2 M54,2.3 M52/TU,2.5 M54,2.8M52/TU,2.8 M52/TU COUPE,3.0 M54,3.0 M54COUPE,M44,M52,M52 COUPE,S50,S50 COUPE,S52,S52COUPE,S54,S54 COUPE	1998-2002	ARS Dynamic Drive 2	√	√	√	√	√	√

Z Series_Z3_E36	1.8 M43/TU,2.0 M52/TU,2.2 M54,2.3 M52/TU,2.5 M54,2.8M52/TU,2.8 M52/TU COUPE,3.0 M54,3.0 M54COUPE,M44,M52,M52 COUPE,S50,S50 COUPE,S52,S52COUPE,S54,S54 COUPE	1998-2002	ASK Audio system controller	√	√	√	√	√	√
Z Series_Z3_E36	1.8 M43/TU,2.0 M52/TU,2.2 M54,2.3 M52/TU,2.5 M54,2.8M52/TU,2.8 M52/TU COUPE,3.0 M54,3.0 M54COUPE,M44,M52,M52 COUPE,S50,S50 COUPE,S52,S52COUPE,S54,S54 COUPE	1998-2002	BM On-board monitor						
Z Series_Z3_E36	1.8 M43/TU,2.0 M52/TU,2.2 M54,2.3 M52/TU,2.5 M54,2.8M52/TU,2.8 M52/TU COUPE,3.0 M54,3.0 M54COUPE,M44,M52,M52 COUPE,S50,S50 COUPE,S52,S52COUPE,S54,S54 COUPE	1998-2002	BM/MIR (On-board monitor/Multi-Information Radio)	√	√	√	√	√	√
Z Series_Z3_E36	1.8 M43/TU,2.0 M52/TU,2.2 M54,2.3 M52/TU,2.5 M54,2.8M52/TU,2.8 M52/TU COUPE,3.0 M54,3.0 M54COUPE,M44,M52,M52 COUPE,S50,S50 COUPE,S52,S52COUPE,S54,S54 COUPE	1998-2002	BZM Control center, center console	√	√	√	√	√	√
Z Series_Z3_E36	1.8 M43/TU,2.0 M52/TU,2.2 M54,2.3 M52/TU,2.5 M54,2.8M52/TU,2.8 M52/TU COUPE,3.0 M54,3.0 M54COUPE,M44,M52,M52 COUPE,S50,S50 COUPE,S52,S52COUPE,S54,S54 COUPE	1998-2002	CA Comfort Access	√	√	√	√	√	√
Z Series_Z3_E36	1.8 M43/TU,2.0 M52/TU,2.2 M54,2.3 M52/TU,2.5 M54,2.8M52/TU,2.8 M52/TU COUPE,3.0 M54,3.0 M54COUPE,M44,M52,M52 COUPE,S50,S50 COUPE,S52,S52COUPE,S54,S54 COUPE	1998-2002	CAN / byteflight	√	√	√			



Z Series_Z3_E36	1.8 M43/TU,2.0 M52/TU,2.2 M54,2.3 M52/TU,2.5 M54,2.8M52/TU,2.8 M52/TU COUPE,3.0 M54,3.0 M54COUPE,M44,M52,M52 COUPE,S50,S50 COUPE,S52,S52COUPE,S54,S54 COUPE	1998-2002	CAN communication analysis	√	√	√				
Z Series_Z3_E36	1.8 M43/TU,2.0 M52/TU,2.2 M54,2.3 M52/TU,2.5 M54,2.8M52/TU,2.8 M52/TU COUPE,3.0 M54,3.0 M54COUPE,M44,M52,M52 COUPE,S50,S50 COUPE,S52,S52COUPE,S54,S54 COUPE	1998-2002	CAS Car Access System	√	√	√	√	√	√	√
Z Series_Z3_E36	1.8 M43/TU,2.0 M52/TU,2.2 M54,2.3 M52/TU,2.5 M54,2.8M52/TU,2.8 M52/TU COUPE,3.0 M54,3.0 M54COUPE,M44,M52,M52 COUPE,S50,S50 COUPE,S52,S52COUPE,S54,S54 COUPE	1998-2002	CCC-A Applications	√	√	√	√	√	√	√
Z Series_Z3_E36	1.8 M43/TU,2.0 M52/TU,2.2 M54,2.3 M52/TU,2.5 M54,2.8M52/TU,2.8 M52/TU COUPE,3.0 M54,3.0 M54COUPE,M44,M52,M52 COUPE,S50,S50 COUPE,S52,S52COUPE,S54,S54 COUPE	1998-2002	CCC-ANT Aerial tuner	√	√	√	√	√	√	√
Z Series_Z3_E36	1.8 M43/TU,2.0 M52/TU,2.2 M54,2.3 M52/TU,2.5 M54,2.8M52/TU,2.8 M52/TU COUPE,3.0 M54,3.0 M54COUPE,M44,M52,M52 COUPE,S50,S50 COUPE,S52,S52COUPE,S54,S54 COUPE	1998-2002	CCC-ASK Audio system controller	√	√	√	√	√	√	√
Z Series_Z3_E36	1.8 M43/TU,2.0 M52/TU,2.2 M54,2.3 M52/TU,2.5 M54,2.8M52/TU,2.8 M52/TU COUPE,3.0 M54,3.0 M54COUPE,M44,M52,M52 COUPE,S50,S50 COUPE,S52,S52COUPE,S54,S54 COUPE	1998-2002	CCC-GW Gateway	√	√	√	√	√	√	√

Z Series_Z3_E36	1.8 M43/TU,2.0 M52/TU,2.2 M54,2.3 M52/TU,2.5 M54,2.8M52/TU,2.8 M52/TU COUPE,3.0 M54,3.0 M54COUPE,M44,M52,M52 COUPE,S50,S50 COUPE,S52,S52COUPE,S54,S54 COUPE	1998-2002	CD Control Display	√	√	√	√		
Z Series_Z3_E36	1.8 M43/TU,2.0 M52/TU,2.2 M54,2.3 M52/TU,2.5 M54,2.8M52/TU,2.8 M52/TU COUPE,3.0 M54,3.0 M54COUPE,M44,M52,M52 COUPE,S50,S50 COUPE,S52,S52COUPE,S54,S54 COUPE	1998-2002	CD-GW Control Display(Gateway)	√	√	√	√	√	√
Z Series_Z3_E36	1.8 M43/TU,2.0 M52/TU,2.2 M54,2.3 M52/TU,2.5 M54,2.8M52/TU,2.8 M52/TU COUPE,3.0 M54,3.0 M54COUPE,M44,M52,M52 COUPE,S50,S50 COUPE,S52,S52COUPE,S54,S54 COUPE	1998-2002	CDC CD Changer	√	√	√	√	√	√
Z Series_Z3_E36	1.8 M43/TU,2.0 M52/TU,2.2 M54,2.3 M52/TU,2.5 M54,2.8M52/TU,2.8 M52/TU COUPE,3.0 M54,3.0 M54COUPE,M44,M52,M52 COUPE,S50,S50 COUPE,S52,S52COUPE,S54,S54 COUPE	1998-2002	CEM Clean Energy Module	√	√	√	√		
Z Series_Z3_E36	1.8 M43/TU,2.0 M52/TU,2.2 M54,2.3 M52/TU,2.5 M54,2.8M52/TU,2.8 M52/TU COUPE,3.0 M54,3.0 M54COUPE,M44,M52,M52 COUPE,S50,S50 COUPE,S52,S52COUPE,S54,S54 COUPE	1998-2002	CHAMP-BO User interface X	√	√	√	√		
Z Series_Z3_E36	1.8 M43/TU,2.0 M52/TU,2.2 M54,2.3 M52/TU,2.5 M54,2.8M52/TU,2.8 M52/TU COUPE,3.0 M54,3.0 M54COUPE,M44,M52,M52 COUPE,S50,S50 COUPE,S52,S52COUPE,S54,S54 COUPE	1998-2002	CHAMP-GW Gateway X	√	√	√	√		

Z Series_Z3_E36	1.8 M43/TU,2.0 M52/TU,2.2 M54,2.3 M52/TU,2.5 M54,2.8M52/TU,2.8 M52/TU COUPE,3.0 M54,3.0 M54COUPE,M44,M52,M52 COUPE,S50,S50 COUPE,S52,S52COUPE,S54,S54 COUPE	1998-2002	CIC User interface	√	√	√	√	√	√
Z Series_Z3_E36	1.8 M43/TU,2.0 M52/TU,2.2 M54,2.3 M52/TU,2.5 M54,2.8M52/TU,2.8 M52/TU COUPE,3.0 M54,3.0 M54COUPE,M44,M52,M52 COUPE,S50,S50 COUPE,S52,S52COUPE,S54,S54 COUPE	1998-2002	CIC-GW Gateway	√	√	√	√	√	√
Z Series_Z3_E36	1.8 M43/TU,2.0 M52/TU,2.2 M54,2.3 M52/TU,2.5 M54,2.8M52/TU,2.8 M52/TU COUPE,3.0 M54,3.0 M54COUPE,M44,M52,M52 COUPE,S50,S50 COUPE,S52,S52COUPE,S54,S54 COUPE	1998-2002	CIC/CHAMP Car headunit column	√	√	√	√	√	√
Z Series_Z3_E36	1.8 M43/TU,2.0 M52/TU,2.2 M54,2.3 M52/TU,2.5 M54,2.8M52/TU,2.8 M52/TU COUPE,3.0 M54,3.0 M54COUPE,M44,M52,M52 COUPE,S50,S50 COUPE,S52,S52COUPE,S54,S54 COUPE	1998-2002	CID Central Information Display	√	√	√	√	√	√
Z Series_Z3_E36	1.8 M43/TU,2.0 M52/TU,2.2 M54,2.3 M52/TU,2.5 M54,2.8M52/TU,2.8 M52/TU COUPE,3.0 M54,3.0 M54COUPE,M44,M52,M52 COUPE,S50,S50 COUPE,S52,S52COUPE,S54,S54 COUPE	1998-2002	CIM Chassis integration Module	√	√	√	√	√	√
Z Series_Z3_E36	1.8 M43/TU,2.0 M52/TU,2.2 M54,2.3 M52/TU,2.5 M54,2.8M52/TU,2.8 M52/TU COUPE,3.0 M54,3.0 M54COUPE,M44,M52,M52 COUPE,S50,S50 COUPE,S52,S52COUPE,S54,S54 COUPE	1998-2002	CON Controller	√	√	√	√	√	√

Z Series_Z3_E36	1.8 M43/TU,2.0 M52/TU,2.2 M54,2.3 M52/TU,2.5 M54,2.8M52/TU,2.8 M52/TU COUPE,3.0 M54,3.0 M54COUPE,M44,M52,M52 COUPE,S50,S50 COUPE,S52,S52COUPE,S54,S54 COUPE	1998-2002	CVM Convertible top module	√	√	√	√	√	√
Z Series_Z3_E36	1.8 M43/TU,2.0 M52/TU,2.2 M54,2.3 M52/TU,2.5 M54,2.8M52/TU,2.8 M52/TU COUPE,3.0 M54,3.0 M54COUPE,M44,M52,M52 COUPE,S50,S50 COUPE,S52,S52COUPE,S54,S54 COUPE	1998-2002	DAB Digital tuner	√	√	√	√	√	√
Z Series_Z3_E36	1.8 M43/TU,2.0 M52/TU,2.2 M54,2.3 M52/TU,2.5 M54,2.8M52/TU,2.8 M52/TU COUPE,3.0 M54,3.0 M54COUPE,M44,M52,M52 COUPE,S50,S50 COUPE,S52,S52COUPE,S54,S54 COUPE	1998-2002	DDE Diesel Electronics	√	√	√	√	√	√
Z Series_Z3_E36	1.8 M43/TU,2.0 M52/TU,2.2 M54,2.3 M52/TU,2.5 M54,2.8M52/TU,2.8 M52/TU COUPE,3.0 M54,3.0 M54COUPE,M44,M52,M52 COUPE,S50,S50 COUPE,S52,S52COUPE,S54,S54 COUPE	1998-2002	DME Digital Engine/Gearbox Electronics 2	√	√	√	√	√	√
Z Series_Z3_E36	1.8 M43/TU,2.0 M52/TU,2.2 M54,2.3 M52/TU,2.5 M54,2.8M52/TU,2.8 M52/TU COUPE,3.0 M54,3.0 M54COUPE,M44,M52,M52 COUPE,S50,S50 COUPE,S52,S52COUPE,S54,S54 COUPE	1998-2002	DME Digital Motor Electronics	√	√	√	√	√	√
Z Series_Z3_E36	1.8 M43/TU,2.0 M52/TU,2.2 M54,2.3 M52/TU,2.5 M54,2.8M52/TU,2.8 M52/TU COUPE,3.0 M54,3.0 M54COUPE,M44,M52,M52 COUPE,S50,S50 COUPE,S52,S52COUPE,S54,S54 COUPE	1998-2002	DME Motor Electronics	√	√	√	√	√	√

Z Series_Z3_E36	1.8 M43/TU,2.0 M52/TU,2.2 M54,2.3 M52/TU,2.5 M54,2.8M52/TU,2.8 M52/TU COUPE,3.0 M54,3.0 M54COUPE,M44,M52,M52 COUPE,S50,S50 COUPE,S52,S52COUPE,S54,S54 COUPE	1998-2002	DME/DDE (Motor/Diesel Electronics)	√	√	√	√	√	√
Z Series_Z3_E36	1.8 M43/TU,2.0 M52/TU,2.2 M54,2.3 M52/TU,2.5 M54,2.8M52/TU,2.8 M52/TU COUPE,3.0 M54,3.0 M54COUPE,M44,M52,M52 COUPE,S50,S50 COUPE,S52,S52COUPE,S54,S54 COUPE	1998-2002	DME/DDE Motor Electronics	√	√	√	√	√	√
Z Series_Z3_E36	1.8 M43/TU,2.0 M52/TU,2.2 M54,2.3 M52/TU,2.5 M54,2.8M52/TU,2.8 M52/TU COUPE,3.0 M54,3.0 M54COUPE,M44,M52,M52 COUPE,S50,S50 COUPE,S52,S52COUPE,S54,S54 COUPE	1998-2002	DME2/DME2 Digital motor electronics 2	√	√	√	√	√	√
Z Series_Z3_E36	1.8 M43/TU,2.0 M52/TU,2.2 M54,2.3 M52/TU,2.5 M54,2.8M52/TU,2.8 M52/TU COUPE,3.0 M54,3.0 M54COUPE,M44,M52,M52 COUPE,S50,S50 COUPE,S52,S52COUPE,S54,S54 COUPE	1998-2002	DSC Dynamic Stability Control	√	√	√	√	√	√
Z Series_Z3_E36	1.8 M43/TU,2.0 M52/TU,2.2 M54,2.3 M52/TU,2.5 M54,2.8M52/TU,2.8 M52/TU COUPE,3.0 M54,3.0 M54COUPE,M44,M52,M52 COUPE,S50,S50 COUPE,S52,S52COUPE,S54,S54 COUPE	1998-2002	DSC(Bosch)Dynamic Stability Control	√	√	√	√	√	√
Z Series_Z3_E36	1.8 M43/TU,2.0 M52/TU,2.2 M54,2.3 M52/TU,2.5 M54,2.8M52/TU,2.8 M52/TU COUPE,3.0 M54,3.0 M54COUPE,M44,M52,M52 COUPE,S50,S50 COUPE,S52,S52COUPE,S54,S54 COUPE	1998-2002	DSP Digital Sound Processor						

Z Series_Z3_E36	1.8 M43/TU,2.0 M52/TU,2.2 M54,2.3 M52/TU,2.5 M54,2.8M52/TU,2.8 M52/TU COUPE,3.0 M54,3.0 M54COUPE,M44,M52,M52 COUPE,S50,S50 COUPE,S52,S52COUPE,S54,S54 COUPE	1998-2002	DVD CD Changer	√	√	√	√		
Z Series_Z3_E36	1.8 M43/TU,2.0 M52/TU,2.2 M54,2.3 M52/TU,2.5 M54,2.8M52/TU,2.8 M52/TU COUPE,3.0 M54,3.0 M54COUPE,M44,M52,M52 COUPE,S50,S50 COUPE,S52,S52COUPE,S54,S54 COUPE	1998-2002	DVD-C DVD changer	√	√	√	√	√	√
Z Series_Z3_E36	1.8 M43/TU,2.0 M52/TU,2.2 M54,2.3 M52/TU,2.5 M54,2.8M52/TU,2.8 M52/TU COUPE,3.0 M54,3.0 M54COUPE,M44,M52,M52 COUPE,S50,S50 COUPE,S52,S52COUPE,S54,S54 COUPE	1998-2002	DVDC DVD Changer	√	√	√	√	√	√
Z Series_Z3_E36	1.8 M43/TU,2.0 M52/TU,2.2 M54,2.3 M52/TU,2.5 M54,2.8M52/TU,2.8 M52/TU COUPE,3.0 M54,3.0 M54COUPE,M44,M52,M52 COUPE,S50,S50 COUPE,S52,S52COUPE,S54,S54 COUPE	1998-2002	DWA antitheft alarm system	√	√	√	√	√	√
Z Series_Z3_E36	1.8 M43/TU,2.0 M52/TU,2.2 M54,2.3 M52/TU,2.5 M54,2.8M52/TU,2.8 M52/TU COUPE,3.0 M54,3.0 M54COUPE,M44,M52,M52 COUPE,S50,S50 COUPE,S52,S52COUPE,S54,S54 COUPE	1998-2002	EDC Damper Control	√	√	√	√	√	√
Z Series_Z3_E36	1.8 M43/TU,2.0 M52/TU,2.2 M54,2.3 M52/TU,2.5 M54,2.8M52/TU,2.8 M52/TU COUPE,3.0 M54,3.0 M54COUPE,M44,M52,M52 COUPE,S50,S50 COUPE,S52,S52COUPE,S54,S54 COUPE	1998-2002	EDC Electronic Damper Control	√	√	√	√	√	√

Z Series_Z3_E36	1.8 M43/TU,2.0 M52/TU,2.2 M54,2.3 M52/TU,2.5 M54,2.8M52/TU,2.8 M52/TU COUPE,3.0 M54,3.0 M54COUPE,M44,M52,M52 COUPE,S50,S50 COUPE,S52,S52COUPE,S54,S54 COUPE	1998-2002	EDCSHL Damper satellite, rear left	√	√	√	√	√	√
Z Series_Z3_E36	1.8 M43/TU,2.0 M52/TU,2.2 M54,2.3 M52/TU,2.5 M54,2.8M52/TU,2.8 M52/TU COUPE,3.0 M54,3.0 M54COUPE,M44,M52,M52 COUPE,S50,S50 COUPE,S52,S52COUPE,S54,S54 COUPE	1998-2002	EDCSHR Damper satellite, rear right	√	√	√	√	√	√
Z Series_Z3_E36	1.8 M43/TU,2.0 M52/TU,2.2 M54,2.3 M52/TU,2.5 M54,2.8M52/TU,2.8 M52/TU COUPE,3.0 M54,3.0 M54COUPE,M44,M52,M52 COUPE,S50,S50 COUPE,S52,S52COUPE,S54,S54 COUPE	1998-2002	EDCSVL Damper satellite, front left	√	√	√	√	√	√
Z Series_Z3_E36	1.8 M43/TU,2.0 M52/TU,2.2 M54,2.3 M52/TU,2.5 M54,2.8M52/TU,2.8 M52/TU COUPE,3.0 M54,3.0 M54COUPE,M44,M52,M52 COUPE,S50,S50 COUPE,S52,S52COUPE,S54,S54 COUPE	1998-2002	EDCSVR Damper satellite, front right	√	√	√	√	√	√
Z Series_Z3_E36	1.8 M43/TU,2.0 M52/TU,2.2 M54,2.3 M52/TU,2.5 M54,2.8M52/TU,2.8 M52/TU COUPE,3.0 M54,3.0 M54COUPE,M44,M52,M52 COUPE,S50,S50 COUPE,S52,S52COUPE,S54,S54 COUPE	1998-2002	EGS 6HPTU transmission control	√	√	√	√	√	√
Z Series_Z3_E36	1.8 M43/TU,2.0 M52/TU,2.2 M54,2.3 M52/TU,2.5 M54,2.8M52/TU,2.8 M52/TU COUPE,3.0 M54,3.0 M54COUPE,M44,M52,M52 COUPE,S50,S50 COUPE,S52,S52COUPE,S54,S54 COUPE	1998-2002	EGS transmission management	√	√	√	√	√	√

Z Series_Z3_E36	1.8 M43/TU,2.0 M52/TU,2.2 M54,2.3 M52/TU,2.5 M54,2.8M52/TU,2.8 M52/TU COUPE,3.0 M54,3.0 M54COUPE,M44,M52,M52 COUPE,S50,S50 COUPE,S52,S52COUPE,S54,S54 COUPE	1998-2002	EHC Electronic Height Control	√	√	√	√	√	√
Z Series_Z3_E36	1.8 M43/TU,2.0 M52/TU,2.2 M54,2.3 M52/TU,2.5 M54,2.8M52/TU,2.8 M52/TU COUPE,3.0 M54,3.0 M54COUPE,M44,M52,M52 COUPE,S50,S50 COUPE,S52,S52COUPE,S54,S54 COUPE	1998-2002	EHC Electronic Ride-Height Control	√	√	√	√	√	√
Z Series_Z3_E36	1.8 M43/TU,2.0 M52/TU,2.2 M54,2.3 M52/TU,2.5 M54,2.8M52/TU,2.8 M52/TU COUPE,3.0 M54,3.0 M54COUPE,M44,M52,M52 COUPE,S50,S50 COUPE,S52,S52COUPE,S54,S54 COUPE	1998-2002	EHC Ride level(Height) Control	√	√	√	√	√	√
Z Series_Z3_E36	1.8 M43/TU,2.0 M52/TU,2.2 M54,2.3 M52/TU,2.5 M54,2.8M52/TU,2.8 M52/TU COUPE,3.0 M54,3.0 M54COUPE,M44,M52,M52 COUPE,S50,S50 COUPE,S52,S52COUPE,S54,S54 COUPE	1998-2002	EHC/EHC2 (Electronic ride-level control)	√	√	√	√	√	√
Z Series_Z3_E36	1.8 M43/TU,2.0 M52/TU,2.2 M54,2.3 M52/TU,2.5 M54,2.8M52/TU,2.8 M52/TU COUPE,3.0 M54,3.0 M54COUPE,M44,M52,M52 COUPE,S50,S50 COUPE,S52,S52COUPE,S54,S54 COUPE	1998-2002	EHPS Electro-hydraulic steering assistance	√	√	√	√	√	√
Z Series_Z3_E36	1.8 M43/TU,2.0 M52/TU,2.2 M54,2.3 M52/TU,2.5 M54,2.8M52/TU,2.8 M52/TU COUPE,3.0 M54,3.0 M54COUPE,M44,M52,M52 COUPE,S50,S50 COUPE,S52,S52COUPE,S54,S54 COUPE	1998-2002	EKP Fuel pump	√	√	√	√	√	√



Z Series_Z3_E36	1.8 M43/TU,2.0 M52/TU,2.2 M54,2.3 M52/TU,2.5 M54,2.8M52/TU,2.8 M52/TU COUPE,3.0 M54,3.0 M54COUPE,M44,M52,M52 COUPE,S50,S50 COUPE,S52,S52COUPE,S54,S54 COUPE	1998-2002	EKPS Fuel pump	√	√	√	√	√	√
Z Series_Z3_E36	1.8 M43/TU,2.0 M52/TU,2.2 M54,2.3 M52/TU,2.5 M54,2.8M52/TU,2.8 M52/TU COUPE,3.0 M54,3.0 M54COUPE,M44,M52,M52 COUPE,S50,S50 COUPE,S52,S52COUPE,S54,S54 COUPE	1998-2002	EKPS Fuel-pump control	√	√	√	√	√	√
Z Series_Z3_E36	1.8 M43/TU,2.0 M52/TU,2.2 M54,2.3 M52/TU,2.5 M54,2.8M52/TU,2.8 M52/TU COUPE,3.0 M54,3.0 M54COUPE,M44,M52,M52 COUPE,S50,S50 COUPE,S52,S52COUPE,S54,S54 COUPE	1998-2002	EMF Parking brake	√	√	√	√	√	√
Z Series_Z3_E36	1.8 M43/TU,2.0 M52/TU,2.2 M54,2.3 M52/TU,2.5 M54,2.8M52/TU,2.8 M52/TU COUPE,3.0 M54,3.0 M54COUPE,M44,M52,M52 COUPE,S50,S50 COUPE,S52,S52COUPE,S54,S54 COUPE	1998-2002	EML Electronic engine-power control	√	√	√			
Z Series_Z3_E36	1.8 M43/TU,2.0 M52/TU,2.2 M54,2.3 M52/TU,2.5 M54,2.8M52/TU,2.8 M52/TU COUPE,3.0 M54,3.0 M54COUPE,M44,M52,M52 COUPE,S50,S50 COUPE,S52,S52COUPE,S54,S54 COUPE	1998-2002	EPS Electronic Power Steering	√	√	√	√	√	√
Z Series_Z3_E36	1.8 M43/TU,2.0 M52/TU,2.2 M54,2.3 M52/TU,2.5 M54,2.8M52/TU,2.8 M52/TU COUPE,3.0 M54,3.0 M54COUPE,M44,M52,M52 COUPE,S50,S50 COUPE,S52,S52COUPE,S54,S54 COUPE	1998-2002	EWS Electronic immobilizer	√	√	√	√		

Z Series_Z3_E36	1.8 M43/TU,2.0 M52/TU,2.2 M54,2.3 M52/TU,2.5 M54,2.8M52/TU,2.8 M52/TU COUPE,3.0 M54,3.0 M54COUPE,M44,M52,M52 COUPE,S50,S50 COUPE,S52,S52COUPE,S54,S54 COUPE	1998-2002	EWS Vehicle immobilizer	√	√	√	√		
Z Series_Z3_E36	1.8 M43/TU,2.0 M52/TU,2.2 M54,2.3 M52/TU,2.5 M54,2.8M52/TU,2.8 M52/TU COUPE,3.0 M54,3.0 M54COUPE,M44,M52,M52 COUPE,S50,S50 COUPE,S52,S52COUPE,S54,S54 COUPE	1998-2002	FBI Flexible Bus Interface	√	√	√	√		
Z Series_Z3_E36	1.8 M43/TU,2.0 M52/TU,2.2 M54,2.3 M52/TU,2.5 M54,2.8M52/TU,2.8 M52/TU COUPE,3.0 M54,3.0 M54COUPE,M44,M52,M52 COUPE,S50,S50 COUPE,S52,S52COUPE,S54,S54 COUPE	1998-2002	FBZM Rear compartment,controlcenter,center console	√	√	√	√	√	√
Z Series_Z3_E36	1.8 M43/TU,2.0 M52/TU,2.2 M54,2.3 M52/TU,2.5 M54,2.8M52/TU,2.8 M52/TU COUPE,3.0 M54,3.0 M54COUPE,M44,M52,M52 COUPE,S50,S50 COUPE,S52,S52COUPE,S54,S54 COUPE	1998-2002	FCON Rear compartment controller	√	√	√	√	√	√
Z Series_Z3_E36	1.8 M43/TU,2.0 M52/TU,2.2 M54,2.3 M52/TU,2.5 M54,2.8M52/TU,2.8 M52/TU COUPE,3.0 M54,3.0 M54COUPE,M44,M52,M52 COUPE,S50,S50 COUPE,S52,S52COUPE,S54,S54 COUPE	1998-2002	FD Rear-cabin display	√	√	√	√		
Z Series_Z3_E36	1.8 M43/TU,2.0 M52/TU,2.2 M54,2.3 M52/TU,2.5 M54,2.8M52/TU,2.8 M52/TU COUPE,3.0 M54,3.0 M54COUPE,M44,M52,M52 COUPE,S50,S50 COUPE,S52,S52COUPE,S54,S54 COUPE	1998-2002	FD Rear-compartment display	√	√	√	√	√	√

Z Series_Z3_E36	1.8 M43/TU,2.0 M52/TU,2.2 M54,2.3 M52/TU,2.5 M54,2.8M52/TU,2.8 M52/TU COUPE,3.0 M54,3.0 M54COUPE,M44,M52,M52 COUPE,S50,S50 COUPE,S52,S52COUPE,S54,S54 COUPE	1998-2002	FD2 Rear-compartment display2	√	√	√	√	√	√
Z Series_Z3_E36	1.8 M43/TU,2.0 M52/TU,2.2 M54,2.3 M52/TU,2.5 M54,2.8M52/TU,2.8 M52/TU COUPE,3.0 M54,3.0 M54COUPE,M44,M52,M52 COUPE,S50,S50 COUPE,S52,S52COUPE,S54,S54 COUPE	1998-2002	FID Read-compartment information display	√	√	√			
Z Series_Z3_E36	1.8 M43/TU,2.0 M52/TU,2.2 M54,2.3 M52/TU,2.5 M54,2.8M52/TU,2.8 M52/TU COUPE,3.0 M54,3.0 M54COUPE,M44,M52,M52 COUPE,S50,S50 COUPE,S52,S52COUPE,S54,S54 COUPE	1998-2002	FKA Rear heater/air conditioning	√	√	√	√	√	√
Z Series_Z3_E36	1.8 M43/TU,2.0 M52/TU,2.2 M54,2.3 M52/TU,2.5 M54,2.8M52/TU,2.8 M52/TU COUPE,3.0 M54,3.0 M54COUPE,M44,M52,M52 COUPE,S50,S50 COUPE,S52,S52COUPE,S54,S54 COUPE	1998-2002	FKA Rear-cabin automatic A/C	√	√	√	√	√	√
Z Series_Z3_E36	1.8 M43/TU,2.0 M52/TU,2.2 M54,2.3 M52/TU,2.5 M54,2.8M52/TU,2.8 M52/TU COUPE,3.0 M54,3.0 M54COUPE,M44,M52,M52 COUPE,S50,S50 COUPE,S52,S52COUPE,S54,S54 COUPE	1998-2002	FKA Rear-compartment air conditioning	√	√	√	√	√	√
Z Series_Z3_E36	1.8 M43/TU,2.0 M52/TU,2.2 M54,2.3 M52/TU,2.5 M54,2.8M52/TU,2.8 M52/TU COUPE,3.0 M54,3.0 M54COUPE,M44,M52,M52 COUPE,S50,S50 COUPE,S52,S52COUPE,S54,S54 COUPE	1998-2002	FLA High Beam Assist	√	√	√	√	√	√

Z Series_Z3_E36	1.8 M43/TU,2.0 M52/TU,2.2 M54,2.3 M52/TU,2.5 M54,2.8M52/TU,2.8 M52/TU COUPE,3.0 M54,3.0 M54COUPE,M44,M52,M52 COUPE,S50,S50 COUPE,S52,S52COUPE,S54,S54 COUPE	1998-2002	FRM Footwell module	√	√	√	√	√	√
Z Series_Z3_E36	1.8 M43/TU,2.0 M52/TU,2.2 M54,2.3 M52/TU,2.5 M54,2.8M52/TU,2.8 M52/TU COUPE,3.0 M54,3.0 M54COUPE,M44,M52,M52 COUPE,S50,S50 COUPE,S52,S52COUPE,S54,S54 COUPE	1998-2002	FRM/FRM2 Footwell module	√	√	√	√	√	√
Z Series_Z3_E36	1.8 M43/TU,2.0 M52/TU,2.2 M54,2.3 M52/TU,2.5 M54,2.8M52/TU,2.8 M52/TU COUPE,3.0 M54,3.0 M54COUPE,M44,M52,M52 COUPE,S50,S50 COUPE,S52,S52COUPE,S54,S54 COUPE	1998-2002	FRM2 Footwell module 2	√	√	√	√	√	√
Z Series_Z3_E36	1.8 M43/TU,2.0 M52/TU,2.2 M54,2.3 M52/TU,2.5 M54,2.8M52/TU,2.8 M52/TU COUPE,3.0 M54,3.0 M54COUPE,M44,M52,M52 COUPE,S50,S50 COUPE,S52,S52COUPE,S54,S54 COUPE	1998-2002	FZD Function centre,roof	√	√	√	√	√	√
Z Series_Z3_E36	1.8 M43/TU,2.0 M52/TU,2.2 M54,2.3 M52/TU,2.5 M54,2.8M52/TU,2.8 M52/TU COUPE,3.0 M54,3.0 M54COUPE,M44,M52,M52 COUPE,S50,S50 COUPE,S52,S52COUPE,S54,S54 COUPE	1998-2002	GR Cruise control	√	√	√			
Z Series_Z3_E36	1.8 M43/TU,2.0 M52/TU,2.2 M54,2.3 M52/TU,2.5 M54,2.8M52/TU,2.8 M52/TU COUPE,3.0 M54,3.0 M54COUPE,M44,M52,M52 COUPE,S50,S50 COUPE,S52,S52COUPE,S54,S54 COUPE	1998-2002	GWS Gear selector switch	√	√	√	√	√	√

Z Series_Z3_E36	1.8 M43/TU,2.0 M52/TU,2.2 M54,2.3 M52/TU,2.5 M54,2.8M52/TU,2.8 M52/TU COUPE,3.0 M54,3.0 M54COUPE,M44,M52,M52 COUPE,S50,S50 COUPE,S52,S52COUPE,S54,S54 COUPE	1998-2002	HKL Rear-lid lift	√	√	√	√	√	√
Z Series_Z3_E36	1.8 M43/TU,2.0 M52/TU,2.2 M54,2.3 M52/TU,2.5 M54,2.8M52/TU,2.8 M52/TU COUPE,3.0 M54,3.0 M54COUPE,M44,M52,M52 COUPE,S50,S50 COUPE,S52,S52COUPE,S54,S54 COUPE	1998-2002	HKL Rear-lid module X	√	√	√	√		
Z Series_Z3_E36	1.8 M43/TU,2.0 M52/TU,2.2 M54,2.3 M52/TU,2.5 M54,2.8M52/TU,2.8 M52/TU COUPE,3.0 M54,3.0 M54COUPE,M44,M52,M52 COUPE,S50,S50 COUPE,S52,S52COUPE,S54,S54 COUPE	1998-2002	ICM Integrated Chassis Management	√	√	√	√	√	√
Z Series_Z3_E36	1.8 M43/TU,2.0 M52/TU,2.2 M54,2.3 M52/TU,2.5 M54,2.8M52/TU,2.8 M52/TU COUPE,3.0 M54,3.0 M54COUPE,M44,M52,M52 COUPE,S50,S50 COUPE,S52,S52COUPE,S54,S54 COUPE	1998-2002	ICM Integronic Power Steering	√	√	√	√	√	√
Z Series_Z3_E36	1.8 M43/TU,2.0 M52/TU,2.2 M54,2.3 M52/TU,2.5 M54,2.8M52/TU,2.8 M52/TU COUPE,3.0 M54,3.0 M54COUPE,M44,M52,M52 COUPE,S50,S50 COUPE,S52,S52COUPE,S54,S54 COUPE	1998-2002	IHKA Heater/automatic A/C control	√	√	√	√	√	√
Z Series_Z3_E36	1.8 M43/TU,2.0 M52/TU,2.2 M54,2.3 M52/TU,2.5 M54,2.8M52/TU,2.8 M52/TU COUPE,3.0 M54,3.0 M54COUPE,M44,M52,M52 COUPE,S50,S50 COUPE,S52,S52COUPE,S54,S54 COUPE	1998-2002	IHKA Integrated automatic heating/air conditioning	√	√	√	√	√	√

Z Series_Z3_E36	1.8 M43/TU,2.0 M52/TU,2.2 M54,2.3 M52/TU,2.5 M54,2.8M52/TU,2.8 M52/TU COUPE,3.0 M54,3.0 M54COUPE,M44,M52,M52 COUPE,S50,S50 COUPE,S52,S52COUPE,S54,S54 COUPE	1998-2002	IHKA Integrated heating /air conditioning	√	√	√	√	√	√
Z Series_Z3_E36	1.8 M43/TU,2.0 M52/TU,2.2 M54,2.3 M52/TU,2.5 M54,2.8M52/TU,2.8 M52/TU COUPE,3.0 M54,3.0 M54COUPE,M44,M52,M52 COUPE,S50,S50 COUPE,S52,S52COUPE,S54,S54 COUPE	1998-2002	IHKA/IHKR Integrated heating/air conditioning	√	√	√	√	√	√
Z Series_Z3_E36	1.8 M43/TU,2.0 M52/TU,2.2 M54,2.3 M52/TU,2.5 M54,2.8M52/TU,2.8 M52/TU COUPE,3.0 M54,3.0 M54COUPE,M44,M52,M52 COUPE,S50,S50 COUPE,S52,S52COUPE,S54,S54 COUPE	1998-2002	IHKS Integrated heating/air-conditioning control	√	√	√	√	√	√
Z Series_Z3_E36	1.8 M43/TU,2.0 M52/TU,2.2 M54,2.3 M52/TU,2.5 M54,2.8M52/TU,2.8 M52/TU COUPE,3.0 M54,3.0 M54COUPE,M44,M52,M52 COUPE,S50,S50 COUPE,S52,S52COUPE,S54,S54 COUPE	1998-2002	IHS Heater control	√	√	√	√	√	√
Z Series_Z3_E36	1.8 M43/TU,2.0 M52/TU,2.2 M54,2.3 M52/TU,2.5 M54,2.8M52/TU,2.8 M52/TU COUPE,3.0 M54,3.0 M54COUPE,M44,M52,M52 COUPE,S50,S50 COUPE,S52,S52COUPE,S54,S54 COUPE	1998-2002	INSTR Instrumint cluster	√	√	√	√	√	√
Z Series_Z3_E36	1.8 M43/TU,2.0 M52/TU,2.2 M54,2.3 M52/TU,2.5 M54,2.8M52/TU,2.8 M52/TU COUPE,3.0 M54,3.0 M54COUPE,M44,M52,M52 COUPE,S50,S50 COUPE,S52,S52COUPE,S54,S54 COUPE	1998-2002	JBE Junction-box electronics	√	√	√	√	√	√

Z Series_Z3_E36	1.8 M43/TU,2.0 M52/TU,2.2 M54,2.3 M52/TU,2.5 M54,2.8M52/TU,2.8 M52/TU COUPE,3.0 M54,3.0 M54COUPE,M44,M52,M52 COUPE,S50,S50 COUPE,S52,S52COUPE,S54,S54 COUPE	1998-2002	JBE2 Junction Box electronics 2	√	√	√	√	√	√
Z Series_Z3_E36	1.8 M43/TU,2.0 M52/TU,2.2 M54,2.3 M52/TU,2.5 M54,2.8M52/TU,2.8 M52/TU COUPE,3.0 M54,3.0 M54COUPE,M44,M52,M52 COUPE,S50,S50 COUPE,S52,S52COUPE,S54,S54 COUPE	1998-2002	JNAV Navigation system,Japan	√	√	√	√	√	√
Z Series_Z3_E36	1.8 M43/TU,2.0 M52/TU,2.2 M54,2.3 M52/TU,2.5 M54,2.8M52/TU,2.8 M52/TU COUPE,3.0 M54,3.0 M54COUPE,M44,M52,M52 COUPE,S50,S50 COUPE,S52,S52COUPE,S54,S54 COUPE	1998-2002	KBM Body basic module	√	√	√	√	√	√
Z Series_Z3_E36	1.8 M43/TU,2.0 M52/TU,2.2 M54,2.3 M52/TU,2.5 M54,2.8M52/TU,2.8 M52/TU COUPE,3.0 M54,3.0 M54COUPE,M44,M52,M52 COUPE,S50,S50 COUPE,S52,S52COUPE,S54,S54 COUPE	1998-2002	KGM Body Gateway Module	√	√	√	√	√	√
Z Series_Z3_E36	1.8 M43/TU,2.0 M52/TU,2.2 M54,2.3 M52/TU,2.5 M54,2.8M52/TU,2.8 M52/TU COUPE,3.0 M54,3.0 M54COUPE,M44,M52,M52 COUPE,S50,S50 COUPE,S52,S52COUPE,S54,S54 COUPE	1998-2002	KHI Headphones interface	√	√	√	√	√	√
Z Series_Z3_E36	1.8 M43/TU,2.0 M52/TU,2.2 M54,2.3 M52/TU,2.5 M54,2.8M52/TU,2.8 M52/TU COUPE,3.0 M54,3.0 M54COUPE,M44,M52,M52 COUPE,S50,S50 COUPE,S52,S52COUPE,S54,S54 COUPE	1998-2002	KNAV Navigation system,Korea	√	√	√	√	√	√

Z Series_Z3_E36	1.8 M43/TU,2.0 M52/TU,2.2 M54,2.3 M52/TU,2.5 M54,2.8M52/TU,2.8 M52/TU COUPE,3.0 M54,3.0 M54COUPE,M44,M52,M52 COUPE,S50,S50 COUPE,S52,S52COUPE,S54,S54 COUPE	1998-2002	KOM Instrument cluster	√	√	√	√	√	√
Z Series_Z3_E36	1.8 M43/TU,2.0 M52/TU,2.2 M54,2.3 M52/TU,2.5 M54,2.8M52/TU,2.8 M52/TU COUPE,3.0 M54,3.0 M54COUPE,M44,M52,M52 COUPE,S50,S50 COUPE,S52,S52COUPE,S54,S54 COUPE	1998-2002	KOM/IKE/IKI/INSTR(Instrument cluster)	√	√	√	√	√	√
Z Series_Z3_E36	1.8 M43/TU,2.0 M52/TU,2.2 M54,2.3 M52/TU,2.5 M54,2.8M52/TU,2.8 M52/TU COUPE,3.0 M54,3.0 M54COUPE,M44,M52,M52 COUPE,S50,S50 COUPE,S52,S52COUPE,S54,S54 COUPE	1998-2002	KOMBI2 additional Instruments						
Z Series_Z3_E36	1.8 M43/TU,2.0 M52/TU,2.2 M54,2.3 M52/TU,2.5 M54,2.8M52/TU,2.8 M52/TU COUPE,3.0 M54,3.0 M54COUPE,M44,M52,M52 COUPE,S50,S50 COUPE,S52,S52COUPE,S54,S54 COUPE	1998-2002	LEW Steering-angle sensor	√	√	√	√		
Z Series_Z3_E36	1.8 M43/TU,2.0 M52/TU,2.2 M54,2.3 M52/TU,2.5 M54,2.8M52/TU,2.8 M52/TU COUPE,3.0 M54,3.0 M54COUPE,M44,M52,M52 COUPE,S50,S50 COUPE,S52,S52COUPE,S54,S54 COUPE	1998-2002	LEW/LWS (Steering angle sensor)	√	√	√	√		
Z Series_Z3_E36	1.8 M43/TU,2.0 M52/TU,2.2 M54,2.3 M52/TU,2.5 M54,2.8M52/TU,2.8 M52/TU COUPE,3.0 M54,3.0 M54COUPE,M44,M52,M52 COUPE,S50,S50 COUPE,S52,S52COUPE,S54,S54 COUPE	1998-2002	LM Lights Module	√	√	√	√	√	√



Z Series_Z3_E36	1.8 M43/TU,2.0 M52/TU,2.2 M54,2.3 M52/TU,2.5 M54,2.8M52/TU,2.8 M52/TU COUPE,3.0 M54,3.0 M54COUPE,M44,M52,M52 COUPE,S50,S50 COUPE,S52,S52COUPE,S54,S54 COUPE	1998-2002	LM Lights module 2	√	√	√	√	√	√
Z Series_Z3_E36	1.8 M43/TU,2.0 M52/TU,2.2 M54,2.3 M52/TU,2.5 M54,2.8M52/TU,2.8 M52/TU COUPE,3.0 M54,3.0 M54COUPE,M44,M52,M52 COUPE,S50,S50 COUPE,S52,S52COUPE,S54,S54 COUPE	1998-2002	LM2 Lights module 2	√	√	√	√	√	√
Z Series_Z3_E36	1.8 M43/TU,2.0 M52/TU,2.2 M54,2.3 M52/TU,2.5 M54,2.8M52/TU,2.8 M52/TU COUPE,3.0 M54,3.0 M54COUPE,M44,M52,M52 COUPE,S50,S50 COUPE,S52,S52COUPE,S54,S54 COUPE	1998-2002	LRA Automatic headlight vertical aim control	√	√	√			
Z Series_Z3_E36	1.8 M43/TU,2.0 M52/TU,2.2 M54,2.3 M52/TU,2.5 M54,2.8M52/TU,2.8 M52/TU COUPE,3.0 M54,3.0 M54COUPE,M44,M52,M52 COUPE,S50,S50 COUPE,S52,S52COUPE,S54,S54 COUPE	1998-2002	LRA Headlight vertical aim control	√	√	√	√	√	√
Z Series_Z3_E36	1.8 M43/TU,2.0 M52/TU,2.2 M54,2.3 M52/TU,2.5 M54,2.8M52/TU,2.8 M52/TU COUPE,3.0 M54,3.0 M54COUPE,M44,M52,M52 COUPE,S50,S50 COUPE,S52,S52COUPE,S54,S54 COUPE	1998-2002	LRR Long Range Radar	√	√	√			
Z Series_Z3_E36	1.8 M43/TU,2.0 M52/TU,2.2 M54,2.3 M52/TU,2.5 M54,2.8M52/TU,2.8 M52/TU COUPE,3.0 M54,3.0 M54COUPE,M44,M52,M52 COUPE,S50,S50 COUPE,S52,S52COUPE,S54,S54 COUPE	1998-2002	LSZ/LCM (Lights switching center)	√	√	√	√	√	√

Z Series_Z3_E36	1.8 M43/TU,2.0 M52/TU,2.2 M54,2.3 M52/TU,2.5 M54,2.8M52/TU,2.8 M52/TU COUPE,3.0 M54,3.0 M54COUPE,M44,M52,M52 COUPE,S50,S50 COUPE,S52,S52COUPE,S54,S54 COUPE	1998-2002	M-ASK-BO User interface	√	√	√	√	√	√
Z Series_Z3_E36	1.8 M43/TU,2.0 M52/TU,2.2 M54,2.3 M52/TU,2.5 M54,2.8M52/TU,2.8 M52/TU COUPE,3.0 M54,3.0 M54COUPE,M44,M52,M52 COUPE,S50,S50 COUPE,S52,S52COUPE,S54,S54 COUPE	1998-2002	M-ASK-GW Gateway	√	√	√	√	√	√
Z Series_Z3_E36	1.8 M43/TU,2.0 M52/TU,2.2 M54,2.3 M52/TU,2.5 M54,2.8M52/TU,2.8 M52/TU COUPE,3.0 M54,3.0 M54COUPE,M44,M52,M52 COUPE,S50,S50 COUPE,S52,S52COUPE,S54,S54 COUPE	1998-2002	M-ASK-NAV Navigation system	√	√	√	√	√	√
Z Series_Z3_E36	1.8 M43/TU,2.0 M52/TU,2.2 M54,2.3 M52/TU,2.5 M54,2.8M52/TU,2.8 M52/TU COUPE,3.0 M54,3.0 M54COUPE,M44,M52,M52 COUPE,S50,S50 COUPE,S52,S52COUPE,S54,S54 COUPE	1998-2002	MFL Multifunction steering wheel I	√	√	√	√		
Z Series_Z3_E36	1.8 M43/TU,2.0 M52/TU,2.2 M54,2.3 M52/TU,2.5 M54,2.8M52/TU,2.8 M52/TU COUPE,3.0 M54,3.0 M54COUPE,M44,M52,M52 COUPE,S50,S50 COUPE,S52,S52COUPE,S54,S54 COUPE	1998-2002	MID Multi Information Display	√	√	√			
Z Series_Z3_E36	1.8 M43/TU,2.0 M52/TU,2.2 M54,2.3 M52/TU,2.5 M54,2.8M52/TU,2.8 M52/TU COUPE,3.0 M54,3.0 M54COUPE,M44,M52,M52 COUPE,S50,S50 COUPE,S52,S52COUPE,S54,S54 COUPE	1998-2002	MPM Micro-power module	√	√	√	√	√	√

Z Series_Z3_E36	1.8 M43/TU,2.0 M52/TU,2.2 M54,2.3 M52/TU,2.5 M54,2.8M52/TU,2.8 M52/TU COUPE,3.0 M54,3.0 M54COUPE,M44,M52,M52 COUPE,S50,S50 COUPE,S52,S52COUPE,S54,S54 COUPE	1998-2002	MRS Multiple Restraint System	√	√	√	√		
Z Series_Z3_E36	1.8 M43/TU,2.0 M52/TU,2.2 M54,2.3 M52/TU,2.5 M54,2.8M52/TU,2.8 M52/TU COUPE,3.0 M54,3.0 M54COUPE,M44,M52,M52 COUPE,S50,S50 COUPE,S52,S52COUPE,S54,S54 COUPE	1998-2002	MRS/AirBag (Multiple Restraint System)	√	√	√			
Z Series_Z3_E36	1.8 M43/TU,2.0 M52/TU,2.2 M54,2.3 M52/TU,2.5 M54,2.8M52/TU,2.8 M52/TU COUPE,3.0 M54,3.0 M54COUPE,M44,M52,M52 COUPE,S50,S50 COUPE,S52,S52COUPE,S54,S54 COUPE	1998-2002	MRS/AirBag(Multiple Restraint System)	√	√	√			
Z Series_Z3_E36	1.8 M43/TU,2.0 M52/TU,2.2 M54,2.3 M52/TU,2.5 M54,2.8M52/TU,2.8 M52/TU COUPE,3.0 M54,3.0 M54COUPE,M44,M52,M52 COUPE,S50,S50 COUPE,S52,S52COUPE,S54,S54 COUPE	1998-2002	MRS/AirBag/SIM (Multiple Restraint System)	√	√	√	√	√	√
Z Series_Z3_E36	1.8 M43/TU,2.0 M52/TU,2.2 M54,2.3 M52/TU,2.5 M54,2.8M52/TU,2.8 M52/TU COUPE,3.0 M54,3.0 M54COUPE,M44,M52,M52 COUPE,S50,S50 COUPE,S52,S52COUPE,S54,S54 COUPE	1998-2002	NAV Navigation computer	√	√	√	√		
Z Series_Z3_E36	1.8 M43/TU,2.0 M52/TU,2.2 M54,2.3 M52/TU,2.5 M54,2.8M52/TU,2.8 M52/TU COUPE,3.0 M54,3.0 M54COUPE,M44,M52,M52 COUPE,S50,S50 COUPE,S52,S52COUPE,S54,S54 COUPE	1998-2002	NAV Navigation computer, Europe	√	√	√	√		

Z Series_Z3_E36	1.8 M43/TU,2.0 M52/TU,2.2 M54,2.3 M52/TU,2.5 M54,2.8M52/TU,2.8 M52/TU COUPE,3.0 M54,3.0 M54COUPE,M44,M52,M52 COUPE,S50,S50 COUPE,S52,S52COUPE,S54,S54 COUPE	1998-2002	NAV Navigation system	√	√	√	√	√	√
Z Series_Z3_E36	1.8 M43/TU,2.0 M52/TU,2.2 M54,2.3 M52/TU,2.5 M54,2.8M52/TU,2.8 M52/TU COUPE,3.0 M54,3.0 M54COUPE,M44,M52,M52 COUPE,S50,S50 COUPE,S52,S52COUPE,S54,S54 COUPE	1998-2002	NVE Night Vision Electronics	√	√	√	√	√	√
Z Series_Z3_E36	1.8 M43/TU,2.0 M52/TU,2.2 M54,2.3 M52/TU,2.5 M54,2.8M52/TU,2.8 M52/TU COUPE,3.0 M54,3.0 M54COUPE,M44,M52,M52 COUPE,S50,S50 COUPE,S52,S52COUPE,S54,S54 COUPE	1998-2002	NVK Night vision camera	√	√	√	√	√	√
Z Series_Z3_E36	1.8 M43/TU,2.0 M52/TU,2.2 M54,2.3 M52/TU,2.5 M54,2.8M52/TU,2.8 M52/TU COUPE,3.0 M54,3.0 M54COUPE,M44,M52,M52 COUPE,S50,S50 COUPE,S52,S52COUPE,S54,S54 COUPE	1998-2002	PDC Park Distance Control	√	√	√	√	√	√
Z Series_Z3_E36	1.8 M43/TU,2.0 M52/TU,2.2 M54,2.3 M52/TU,2.5 M54,2.8M52/TU,2.8 M52/TU COUPE,3.0 M54,3.0 M54COUPE,M44,M52,M52 COUPE,S50,S50 COUPE,S52,S52COUPE,S54,S54 COUPE	1998-2002	PM Power module	√	√	√	√	√	√
Z Series_Z3_E36	1.8 M43/TU,2.0 M52/TU,2.2 M54,2.3 M52/TU,2.5 M54,2.8M52/TU,2.8 M52/TU COUPE,3.0 M54,3.0 M54COUPE,M44,M52,M52 COUPE,S50,S50 COUPE,S52,S52COUPE,S54,S54 COUPE	1998-2002	QMVHL Lateral-moment distribution,rear axle	√	√	√	√	√	√

Z Series_Z3_E36	1.8 M43/TU,2.0 M52/TU,2.2 M54,2.3 M52/TU,2.5 M54,2.8M52/TU,2.8 M52/TU COUPE,3.0 M54,3.0 M54COUPE,M44,M52,M52 COUPE,S50,S50 COUPE,S52,S52COUPE,S54,S54 COUPE	1998-2002	RAD Radio	√	√	√	√	√	√
Z Series_Z3_E36	1.8 M43/TU,2.0 M52/TU,2.2 M54,2.3 M52/TU,2.5 M54,2.8M52/TU,2.8 M52/TU COUPE,3.0 M54,3.0 M54COUPE,M44,M52,M52 COUPE,S50,S50 COUPE,S52,S52COUPE,S54,S54 COUPE	1998-2002	RAD2-BO User interface	√	√	√	√	√	√
Z Series_Z3_E36	1.8 M43/TU,2.0 M52/TU,2.2 M54,2.3 M52/TU,2.5 M54,2.8M52/TU,2.8 M52/TU COUPE,3.0 M54,3.0 M54COUPE,M44,M52,M52 COUPE,S50,S50 COUPE,S52,S52COUPE,S54,S54 COUPE	1998-2002	RAD2-GW Gateway	√	√	√	√		
Z Series_Z3_E36	1.8 M43/TU,2.0 M52/TU,2.2 M54,2.3 M52/TU,2.5 M54,2.8M52/TU,2.8 M52/TU COUPE,3.0 M54,3.0 M54COUPE,M44,M52,M52 COUPE,S50,S50 COUPE,S52,S52COUPE,S54,S54 COUPE	1998-2002	RAD2-GW Gateway	√	√	√	√	√	√
Z Series_Z3_E36	1.8 M43/TU,2.0 M52/TU,2.2 M54,2.3 M52/TU,2.5 M54,2.8M52/TU,2.8 M52/TU COUPE,3.0 M54,3.0 M54COUPE,M44,M52,M52 COUPE,S50,S50 COUPE,S52,S52COUPE,S54,S54 COUPE	1998-2002	RDC Tire pressure control	√	√	√	√		
Z Series_Z3_E36	1.8 M43/TU,2.0 M52/TU,2.2 M54,2.3 M52/TU,2.5 M54,2.8M52/TU,2.8 M52/TU COUPE,3.0 M54,3.0 M54COUPE,M44,M52,M52 COUPE,S50,S50 COUPE,S52,S52COUPE,S54,S54 COUPE	1998-2002	RDC/RDW Tyre pressure check	√	√	√	√		

Z Series_Z3_E36	1.8 M43/TU,2.0 M52/TU,2.2 M54,2.3 M52/TU,2.5 M54,2.8M52/TU,2.8 M52/TU COUPE,3.0 M54,3.0 M54COUPE,M44,M52,M52 COUPE,S50,S50 COUPE,S52,S52COUPE,S54,S54 COUPE	1998-2002	RFK Reversing camera	√	√	√	√	√	√
Z Series_Z3_E36	1.8 M43/TU,2.0 M52/TU,2.2 M54,2.3 M52/TU,2.5 M54,2.8M52/TU,2.8 M52/TU COUPE,3.0 M54,3.0 M54COUPE,M44,M52,M52 COUPE,S50,S50 COUPE,S52,S52COUPE,S54,S54 COUPE	1998-2002	RLS Rain/Light Sensor	√	√	√	√		
Z Series_Z3_E36	1.8 M43/TU,2.0 M52/TU,2.2 M54,2.3 M52/TU,2.5 M54,2.8M52/TU,2.8 M52/TU COUPE,3.0 M54,3.0 M54COUPE,M44,M52,M52 COUPE,S50,S50 COUPE,S52,S52COUPE,S54,S54 COUPE	1998-2002	RLS/AIC (Rain/Light Sensor/Automatic interval Control)	√	√	√	√		
Z Series_Z3_E36	1.8 M43/TU,2.0 M52/TU,2.2 M54,2.3 M52/TU,2.5 M54,2.8M52/TU,2.8 M52/TU COUPE,3.0 M54,3.0 M54COUPE,M44,M52,M52 COUPE,S50,S50 COUPE,S52,S52COUPE,S54,S54 COUPE	1998-2002	RLSS Rain/light solar sensor	√	√	√	√	√	√
Z Series_Z3_E36	1.8 M43/TU,2.0 M52/TU,2.2 M54,2.3 M52/TU,2.5 M54,2.8M52/TU,2.8 M52/TU COUPE,3.0 M54,3.0 M54COUPE,M44,M52,M52 COUPE,S50,S50 COUPE,S52,S52COUPE,S54,S54 COUPE	1998-2002	RLSS Solar Rain/Light Sensor	√	√	√	√	√	√
Z Series_Z3_E36	1.8 M43/TU,2.0 M52/TU,2.2 M54,2.3 M52/TU,2.5 M54,2.8M52/TU,2.8 M52/TU COUPE,3.0 M54,3.0 M54COUPE,M44,M52,M52 COUPE,S50,S50 COUPE,S52,S52COUPE,S54,S54 COUPE	1998-2002	RSE Rear Seat Entertainment	√	√	√	√	√	√

Z Series_Z3_E36	1.8 M43/TU,2.0 M52/TU,2.2 M54,2.3 M52/TU,2.5 M54,2.8M52/TU,2.8 M52/TU COUPE,3.0 M54,3.0 M54COUPE,M44,M52,M52 COUPE,S50,S50 COUPE,S52,S52COUPE,S54,S54 COUPE	1998-2002	RSE Rear seat entertainment	√	√	√	√	√	√
Z Series_Z3_E36	1.8 M43/TU,2.0 M52/TU,2.2 M54,2.3 M52/TU,2.5 M54,2.8M52/TU,2.8 M52/TU COUPE,3.0 M54,3.0 M54COUPE,M44,M52,M52 COUPE,S50,S50 COUPE,S52,S52COUPE,S54,S54 COUPE	1998-2002	SASL Satellite,A-pillar,left	√	√	√	√		
Z Series_Z3_E36	1.8 M43/TU,2.0 M52/TU,2.2 M54,2.3 M52/TU,2.5 M54,2.8M52/TU,2.8 M52/TU COUPE,3.0 M54,3.0 M54COUPE,M44,M52,M52 COUPE,S50,S50 COUPE,S52,S52COUPE,S54,S54 COUPE	1998-2002	SASR Satellite,A-pillar,right	√	√	√	√		
Z Series_Z3_E36	1.8 M43/TU,2.0 M52/TU,2.2 M54,2.3 M52/TU,2.5 M54,2.8M52/TU,2.8 M52/TU COUPE,3.0 M54,3.0 M54COUPE,M44,M52,M52 COUPE,S50,S50 COUPE,S52,S52COUPE,S54,S54 COUPE	1998-2002	SBSL Satellite,B-pillar,left	√	√	√	√		
Z Series_Z3_E36	1.8 M43/TU,2.0 M52/TU,2.2 M54,2.3 M52/TU,2.5 M54,2.8M52/TU,2.8 M52/TU COUPE,3.0 M54,3.0 M54COUPE,M44,M52,M52 COUPE,S50,S50 COUPE,S52,S52COUPE,S54,S54 COUPE	1998-2002	SBSR Satellite,B-pillar,right	√	√	√	√		
Z Series_Z3_E36	1.8 M43/TU,2.0 M52/TU,2.2 M54,2.3 M52/TU,2.5 M54,2.8M52/TU,2.8 M52/TU COUPE,3.0 M54,3.0 M54COUPE,M44,M52,M52 COUPE,S50,S50 COUPE,S52,S52COUPE,S54,S54 COUPE	1998-2002	SBSR Satellite,B-pillar,right	√	√	√	√	√	√

Z Series_Z3_E36	1.8 M43/TU,2.0 M52/TU,2.2 M54,2.3 M52/TU,2.5 M54,2.8M52/TU,2.8 M52/TU COUPE,3.0 M54,3.0 M54COUPE,M44,M52,M52 COUPE,S50,S50 COUPE,S52,S52COUPE,S54,S54 COUPE	1998-2002	SDARS Satellite tuner (US)	√	√	√	√	√	√
Z Series_Z3_E36	1.8 M43/TU,2.0 M52/TU,2.2 M54,2.3 M52/TU,2.5 M54,2.8M52/TU,2.8 M52/TU COUPE,3.0 M54,3.0 M54COUPE,M44,M52,M52 COUPE,S50,S50 COUPE,S52,S52COUPE,S54,S54 COUPE	1998-2002	SEC1 Supplementary control unit 1	√	√	√			
Z Series_Z3_E36	1.8 M43/TU,2.0 M52/TU,2.2 M54,2.3 M52/TU,2.5 M54,2.8M52/TU,2.8 M52/TU COUPE,3.0 M54,3.0 M54COUPE,M44,M52,M52 COUPE,S50,S50 COUPE,S52,S52COUPE,S54,S54 COUPE	1998-2002	SEC2 Supplementary control unit 2	√	√	√			
Z Series_Z3_E36	1.8 M43/TU,2.0 M52/TU,2.2 M54,2.3 M52/TU,2.5 M54,2.8M52/TU,2.8 M52/TU COUPE,3.0 M54,3.0 M54COUPE,M44,M52,M52 COUPE,S50,S50 COUPE,S52,S52COUPE,S54,S54 COUPE	1998-2002	SFZ Satellite vehicle center	√	√	√	√		
Z Series_Z3_E36	1.8 M43/TU,2.0 M52/TU,2.2 M54,2.3 M52/TU,2.5 M54,2.8M52/TU,2.8 M52/TU COUPE,3.0 M54,3.0 M54COUPE,M44,M52,M52 COUPE,S50,S50 COUPE,S52,S52COUPE,S54,S54 COUPE	1998-2002	SG-FD Control unit,rear-compartment display	√	√	√	√		
Z Series_Z3_E36	1.8 M43/TU,2.0 M52/TU,2.2 M54,2.3 M52/TU,2.5 M54,2.8M52/TU,2.8 M52/TU COUPE,3.0 M54,3.0 M54COUPE,M44,M52,M52 COUPE,S50,S50 COUPE,S52,S52COUPE,S54,S54 COUPE	1998-2002	SG-FD-GW Control unit,rear-compartment display(gateway)	√	√	√	√	√	√



Z Series_Z3_E36	1.8 M43/TU,2.0 M52/TU,2.2 M54,2.3 M52/TU,2.5 M54,2.8M52/TU,2.8 M52/TU COUPE,3.0 M54,3.0 M54COUPE,M44,M52,M52 COUPE,S50,S50 COUPE,S52,S52COUPE,S54,S54 COUPE	1998-2002	SGM-SIM Safety and Gateway Module(SIM)	√	√	√	√	√	√
Z Series_Z3_E36	1.8 M43/TU,2.0 M52/TU,2.2 M54,2.3 M52/TU,2.5 M54,2.8M52/TU,2.8 M52/TU COUPE,3.0 M54,3.0 M54COUPE,M44,M52,M52 COUPE,S50,S50 COUPE,S52,S52COUPE,S54,S54 COUPE	1998-2002	SGM-ZGM Safety and Gateway Module(ZGM)	√	√	√			
Z Series_Z3_E36	1.8 M43/TU,2.0 M52/TU,2.2 M54,2.3 M52/TU,2.5 M54,2.8M52/TU,2.8 M52/TU COUPE,3.0 M54,3.0 M54COUPE,M44,M52,M52 COUPE,S50,S50 COUPE,S52,S52COUPE,S54,S54 COUPE	1998-2002	SHD Slide/tilt sunroof 2	√	√	√	√	√	√
Z Series_Z3_E36	1.8 M43/TU,2.0 M52/TU,2.2 M54,2.3 M52/TU,2.5 M54,2.8M52/TU,2.8 M52/TU COUPE,3.0 M54,3.0 M54COUPE,M44,M52,M52 COUPE,S50,S50 COUPE,S52,S52COUPE,S54,S54 COUPE	1998-2002	SHD Sliding/tilting sunroof	√	√	√	√	√	√
Z Series_Z3_E36	1.8 M43/TU,2.0 M52/TU,2.2 M54,2.3 M52/TU,2.5 M54,2.8M52/TU,2.8 M52/TU COUPE,3.0 M54,3.0 M54COUPE,M44,M52,M52 COUPE,S50,S50 COUPE,S52,S52COUPE,S54,S54 COUPE	1998-2002	SHD Sliding/tilting sunroof module	√	√	√	√	√	√
Z Series_Z3_E36	1.8 M43/TU,2.0 M52/TU,2.2 M54,2.3 M52/TU,2.5 M54,2.8M52/TU,2.8 M52/TU COUPE,3.0 M54,3.0 M54COUPE,M44,M52,M52 COUPE,S50,S50 COUPE,S52,S52COUPE,S54,S54 COUPE	1998-2002	SHD Sliding/titing sunroof	√	√	√			

Z Series_Z3_E36	1.8 M43/TU,2.0 M52/TU,2.2 M54,2.3 M52/TU,2.5 M54,2.8M52/TU,2.8 M52/TU COUPE,3.0 M54,3.0 M54COUPE,M44,M52,M52 COUPE,S50,S50 COUPE,S52,S52COUPE,S54,S54 COUPE	1998-2002	SHZH Independent/auxiliary heater	√	√	√	√	√	√
Z Series_Z3_E36	1.8 M43/TU,2.0 M52/TU,2.2 M54,2.3 M52/TU,2.5 M54,2.8M52/TU,2.8 M52/TU COUPE,3.0 M54,3.0 M54COUPE,M44,M52,M52 COUPE,S50,S50 COUPE,S52,S52COUPE,S54,S54 COUPE	1998-2002	SIM Safety and information module	√	√	√	√	√	√
Z Series_Z3_E36	1.8 M43/TU,2.0 M52/TU,2.2 M54,2.3 M52/TU,2.5 M54,2.8M52/TU,2.8 M52/TU COUPE,3.0 M54,3.0 M54COUPE,M44,M52,M52 COUPE,S50,S50 COUPE,S52,S52COUPE,S54,S54 COUPE	1998-2002	SINE Siren and tilt sensor	√	√	√	√		
Z Series_Z3_E36	1.8 M43/TU,2.0 M52/TU,2.2 M54,2.3 M52/TU,2.5 M54,2.8M52/TU,2.8 M52/TU COUPE,3.0 M54,3.0 M54COUPE,M44,M52,M52 COUPE,S50,S50 COUPE,S52,S52COUPE,S54,S54 COUPE	1998-2002	SINE Siren with tilt sensor	√	√	√	√	√	√
Z Series_Z3_E36	1.8 M43/TU,2.0 M52/TU,2.2 M54,2.3 M52/TU,2.5 M54,2.8M52/TU,2.8 M52/TU COUPE,3.0 M54,3.0 M54COUPE,M44,M52,M52 COUPE,S50,S50 COUPE,S52,S52COUPE,S54,S54 COUPE	1998-2002	SMBF Seat module,passenger	√	√	√	√	√	√
Z Series_Z3_E36	1.8 M43/TU,2.0 M52/TU,2.2 M54,2.3 M52/TU,2.5 M54,2.8M52/TU,2.8 M52/TU COUPE,3.0 M54,3.0 M54COUPE,M44,M52,M52 COUPE,S50,S50 COUPE,S52,S52COUPE,S54,S54 COUPE	1998-2002	SMBFH Seat module,passenger'sside,rear	√	√	√	√	√	√

Z Series_Z3_E36	1.8 M43/TU,2.0 M52/TU,2.2 M54,2.3 M52/TU,2.5 M54,2.8M52/TU,2.8 M52/TU COUPE,3.0 M54,3.0 M54COUPE,M44,M52,M52 COUPE,S50,S50 COUPE,S52,S52COUPE,S54,S54 COUPE	1998-2002	SMF/SM/SLM (Seat memory,driver)	√	√	√	√	√	√
Z Series_Z3_E36	1.8 M43/TU,2.0 M52/TU,2.2 M54,2.3 M52/TU,2.5 M54,2.8M52/TU,2.8 M52/TU COUPE,3.0 M54,3.0 M54COUPE,M44,M52,M52 COUPE,S50,S50 COUPE,S52,S52COUPE,S54,S54 COUPE	1998-2002	SMFA Seat module,driver	√	√	√	√	√	√
Z Series_Z3_E36	1.8 M43/TU,2.0 M52/TU,2.2 M54,2.3 M52/TU,2.5 M54,2.8M52/TU,2.8 M52/TU COUPE,3.0 M54,3.0 M54COUPE,M44,M52,M52 COUPE,S50,S50 COUPE,S52,S52COUPE,S54,S54 COUPE	1998-2002	SMFAH Seat module,driver'sside,rear	√	√	√	√	√	√
Z Series_Z3_E36	1.8 M43/TU,2.0 M52/TU,2.2 M54,2.3 M52/TU,2.5 M54,2.8M52/TU,2.8 M52/TU COUPE,3.0 M54,3.0 M54COUPE,M44,M52,M52 COUPE,S50,S50 COUPE,S52,S52COUPE,S54,S54 COUPE	1998-2002	SPMBT Mirror memory,passenger	√	√	√	√	√	√
Z Series_Z3_E36	1.8 M43/TU,2.0 M52/TU,2.2 M54,2.3 M52/TU,2.5 M54,2.8M52/TU,2.8 M52/TU COUPE,3.0 M54,3.0 M54COUPE,M44,M52,M52 COUPE,S50,S50 COUPE,S52,S52COUPE,S54,S54 COUPE	1998-2002	SPMFT Mirror memory,driver	√	√	√	√	√	√
Z Series_Z3_E36	1.8 M43/TU,2.0 M52/TU,2.2 M54,2.3 M52/TU,2.5 M54,2.8M52/TU,2.8 M52/TU COUPE,3.0 M54,3.0 M54COUPE,M44,M52,M52 COUPE,S50,S50 COUPE,S52,S52COUPE,S54,S54 COUPE	1998-2002	SSBF Satellite,seat,passenger	√	√	√	√		

Z Series_Z3_E36	1.8 M43/TU,2.0 M52/TU,2.2 M54,2.3 M52/TU,2.5 M54,2.8M52/TU,2.8 M52/TU COUPE,3.0 M54,3.0 M54COUPE,M44,M52,M52 COUPE,S50,S50 COUPE,S52,S52COUPE,S54,S54 COUPE	1998-2002	SSFA Satellite,seat,driver	√	√	√	√		
Z Series_Z3_E36	1.8 M43/TU,2.0 M52/TU,2.2 M54,2.3 M52/TU,2.5 M54,2.8M52/TU,2.8 M52/TU COUPE,3.0 M54,3.0 M54COUPE,M44,M52,M52 COUPE,S50,S50 COUPE,S52,S52COUPE,S54,S54 COUPE	1998-2002	SSH Satellite,seat,rear	√	√	√	√	√	√
Z Series_Z3_E36	1.8 M43/TU,2.0 M52/TU,2.2 M54,2.3 M52/TU,2.5 M54,2.8M52/TU,2.8 M52/TU COUPE,3.0 M54,3.0 M54COUPE,M44,M52,M52 COUPE,S50,S50 COUPE,S52,S52COUPE,S54,S54 COUPE	1998-2002	STH park heating						
Z Series_Z3_E36	1.8 M43/TU,2.0 M52/TU,2.2 M54,2.3 M52/TU,2.5 M54,2.8M52/TU,2.8 M52/TU COUPE,3.0 M54,3.0 M54COUPE,M44,M52,M52 COUPE,S50,S50 COUPE,S52,S52COUPE,S54,S54 COUPE	1998-2002	STVL Satellite,door,front left	√	√	√	√		
Z Series_Z3_E36	1.8 M43/TU,2.0 M52/TU,2.2 M54,2.3 M52/TU,2.5 M54,2.8M52/TU,2.8 M52/TU COUPE,3.0 M54,3.0 M54COUPE,M44,M52,M52 COUPE,S50,S50 COUPE,S52,S52COUPE,S54,S54 COUPE	1998-2002	STVR Satellite,door,front right	√	√	√	√		
Z Series_Z3_E36	1.8 M43/TU,2.0 M52/TU,2.2 M54,2.3 M52/TU,2.5 M54,2.8M52/TU,2.8 M52/TU COUPE,3.0 M54,3.0 M54COUPE,M44,M52,M52 COUPE,S50,S50 COUPE,S52,S52COUPE,S54,S54 COUPE	1998-2002	SVS Language processing system	√	√	√	√		

Z Series_Z3_E36	1.8 M43/TU,2.0 M52/TU,2.2 M54,2.3 M52/TU,2.5 M54,2.8M52/TU,2.8 M52/TU COUPE,3.0 M54,3.0 M54COUPE,M44,M52,M52 COUPE,S50,S50 COUPE,S52,S52COUPE,S54,S54 COUPE	1998-2002	SVT Servotronic							
Z Series_Z3_E36	1.8 M43/TU,2.0 M52/TU,2.2 M54,2.3 M52/TU,2.5 M54,2.8M52/TU,2.8 M52/TU COUPE,3.0 M54,3.0 M54COUPE,M44,M52,M52 COUPE,S50,S50 COUPE,S52,S52COUPE,S54,S54 COUPE	1998-2002	SZL Switch center,steering column	√	√	√	√	√	√	√
Z Series_Z3_E36	1.8 M43/TU,2.0 M52/TU,2.2 M54,2.3 M52/TU,2.5 M54,2.8M52/TU,2.8 M52/TU COUPE,3.0 M54,3.0 M54COUPE,M44,M52,M52 COUPE,S50,S50 COUPE,S52,S52COUPE,S54,S54 COUPE	1998-2002	SZM Switching center,center console	√	√	√	√	√	√	√
Z Series_Z3_E36	1.8 M43/TU,2.0 M52/TU,2.2 M54,2.3 M52/TU,2.5 M54,2.8M52/TU,2.8 M52/TU COUPE,3.0 M54,3.0 M54COUPE,M44,M52,M52 COUPE,S50,S50 COUPE,S52,S52COUPE,S54,S54 COUPE	1998-2002	Short test	√	√	√				
Z Series_Z3_E36	1.8 M43/TU,2.0 M52/TU,2.2 M54,2.3 M52/TU,2.5 M54,2.8M52/TU,2.8 M52/TU COUPE,3.0 M54,3.0 M54COUPE,M44,M52,M52 COUPE,S50,S50 COUPE,S52,S52COUPE,S54,S54 COUPE	1998-2002	TCU Telematic Control Unit	√	√	√	√	√	√	√
Z Series_Z3_E36	1.8 M43/TU,2.0 M52/TU,2.2 M54,2.3 M52/TU,2.5 M54,2.8M52/TU,2.8 M52/TU COUPE,3.0 M54,3.0 M54COUPE,M44,M52,M52 COUPE,S50,S50 COUPE,S52,S52COUPE,S54,S54 COUPE	1998-2002	TEL Telephone	√	√	√	√			

Z Series_Z3_E36	1.8 M43/TU,2.0 M52/TU,2.2 M54,2.3 M52/TU,2.5 M54,2.8M52/TU,2.8 M52/TU COUPE,3.0 M54,3.0 M54COUPE,M44,M52,M52 COUPE,S50,S50 COUPE,S52,S52COUPE,S54,S54 COUPE	1998-2002	TMBF Door module,front passenger	√	√	√	√	√	√
Z Series_Z3_E36	1.8 M43/TU,2.0 M52/TU,2.2 M54,2.3 M52/TU,2.5 M54,2.8M52/TU,2.8 M52/TU COUPE,3.0 M54,3.0 M54COUPE,M44,M52,M52 COUPE,S50,S50 COUPE,S52,S52COUPE,S54,S54 COUPE	1998-2002	TMBFH Door module,passenger'sside,rear	√	√	√	√		
Z Series_Z3_E36	1.8 M43/TU,2.0 M52/TU,2.2 M54,2.3 M52/TU,2.5 M54,2.8M52/TU,2.8 M52/TU COUPE,3.0 M54,3.0 M54COUPE,M44,M52,M52 COUPE,S50,S50 COUPE,S52,S52COUPE,S54,S54 COUPE	1998-2002	TMBFT Door module,passenger door	√	√	√	√		
Z Series_Z3_E36	1.8 M43/TU,2.0 M52/TU,2.2 M54,2.3 M52/TU,2.5 M54,2.8M52/TU,2.8 M52/TU COUPE,3.0 M54,3.0 M54COUPE,M44,M52,M52 COUPE,S50,S50 COUPE,S52,S52COUPE,S54,S54 COUPE	1998-2002	TMFA Door module,driver	√	√	√	√	√	√
Z Series_Z3_E36	1.8 M43/TU,2.0 M52/TU,2.2 M54,2.3 M52/TU,2.5 M54,2.8M52/TU,2.8 M52/TU COUPE,3.0 M54,3.0 M54COUPE,M44,M52,M52 COUPE,S50,S50 COUPE,S52,S52COUPE,S54,S54 COUPE	1998-2002	TMFAH Door module,driver'sside,rear	√	√	√	√		
Z Series_Z3_E36	1.8 M43/TU,2.0 M52/TU,2.2 M54,2.3 M52/TU,2.5 M54,2.8M52/TU,2.8 M52/TU COUPE,3.0 M54,3.0 M54COUPE,M44,M52,M52 COUPE,S50,S50 COUPE,S52,S52COUPE,S54,S54 COUPE	1998-2002	TMFAT Door module,driver's door	√	√	√	√		

Z Series_Z3_E36	1.8 M43/TU,2.0 M52/TU,2.2 M54,2.3 M52/TU,2.5 M54,2.8M52/TU,2.8 M52/TU COUPE,3.0 M54,3.0 M54COUPE,M44,M52,M52 COUPE,S50,S50 COUPE,S52,S52COUPE,S54,S54 COUPE	1998-2002	TR SVC All round view camera	√	√	√	√	√	√
Z Series_Z3_E36	1.8 M43/TU,2.0 M52/TU,2.2 M54,2.3 M52/TU,2.5 M54,2.8M52/TU,2.8 M52/TU COUPE,3.0 M54,3.0 M54COUPE,M44,M52,M52 COUPE,S50,S50 COUPE,S52,S52COUPE,S54,S54 COUPE	1998-2002	ULF Universal charging and hands-free facility	√	√	√	√	√	√
Z Series_Z3_E36	1.8 M43/TU,2.0 M52/TU,2.2 M54,2.3 M52/TU,2.5 M54,2.8M52/TU,2.8 M52/TU COUPE,3.0 M54,3.0 M54COUPE,M44,M52,M52 COUPE,S50,S50 COUPE,S52,S52COUPE,S54,S54 COUPE	1998-2002	ULF-SBX-H Interface box High	√	√	√	√	√	√
Z Series_Z3_E36	1.8 M43/TU,2.0 M52/TU,2.2 M54,2.3 M52/TU,2.5 M54,2.8M52/TU,2.8 M52/TU COUPE,3.0 M54,3.0 M54COUPE,M44,M52,M52 COUPE,S50,S50 COUPE,S52,S52COUPE,S54,S54 COUPE	1998-2002	VDM Vertical Dynamics Management	√	√	√	√	√	√
Z Series_Z3_E36	1.8 M43/TU,2.0 M52/TU,2.2 M54,2.3 M52/TU,2.5 M54,2.8M52/TU,2.8 M52/TU COUPE,3.0 M54,3.0 M54COUPE,M44,M52,M52 COUPE,S50,S50 COUPE,S52,S52COUPE,S54,S54 COUPE	1998-2002	VID Video module	√	√	√			
Z Series_Z3_E36	1.8 M43/TU,2.0 M52/TU,2.2 M54,2.3 M52/TU,2.5 M54,2.8M52/TU,2.8 M52/TU COUPE,3.0 M54,3.0 M54COUPE,M44,M52,M52 COUPE,S50,S50 COUPE,S52,S52COUPE,S54,S54 COUPE	1998-2002	VM Video Module	√	√	√	√	√	√

Z Series_Z3_E36	1.8 M43/TU,2.0 M52/TU,2.2 M54,2.3 M52/TU,2.5 M54,2.8M52/TU,2.8 M52/TU COUPE,3.0 M54,3.0 M54COUPE,M44,M52,M52 COUPE,S50,S50 COUPE,S52,S52COUPE,S54,S54 COUPE	1998-2002	VSW Video switch	√	√	√	√	√	√
Z Series_Z3_E36	1.8 M43/TU,2.0 M52/TU,2.2 M54,2.3 M52/TU,2.5 M54,2.8M52/TU,2.8 M52/TU COUPE,3.0 M54,3.0 M54COUPE,M44,M52,M52 COUPE,S50,S50 COUPE,S52,S52COUPE,S54,S54 COUPE	1998-2002	VTC Valvetronic	√	√	√			
Z Series_Z3_E36	1.8 M43/TU,2.0 M52/TU,2.2 M54,2.3 M52/TU,2.5 M54,2.8M52/TU,2.8 M52/TU COUPE,3.0 M54,3.0 M54COUPE,M44,M52,M52 COUPE,S50,S50 COUPE,S52,S52COUPE,S54,S54 COUPE	1998-2002	VTC2 Valvetronic 2	√	√	√			
Z Series_Z3_E36	1.8 M43/TU,2.0 M52/TU,2.2 M54,2.3 M52/TU,2.5 M54,2.8M52/TU,2.8 M52/TU COUPE,3.0 M54,3.0 M54COUPE,M44,M52,M52 COUPE,S50,S50 COUPE,S52,S52COUPE,S54,S54 COUPE	1998-2002	VTG Transfer case	√	√	√	√	√	√
Z Series_Z3_E36	1.8 M43/TU,2.0 M52/TU,2.2 M54,2.3 M52/TU,2.5 M54,2.8M52/TU,2.8 M52/TU COUPE,3.0 M54,3.0 M54COUPE,M44,M52,M52 COUPE,S50,S50 COUPE,S52,S52COUPE,S54,S54 COUPE	1998-2002	WIM Wiper module	√	√	√	√	√	√
Z Series_Z3_E36	1.8 M43/TU,2.0 M52/TU,2.2 M54,2.3 M52/TU,2.5 M54,2.8M52/TU,2.8 M52/TU COUPE,3.0 M54,3.0 M54COUPE,M44,M52,M52 COUPE,S50,S50 COUPE,S52,S52COUPE,S54,S54 COUPE	1998-2002	ZGM Central Gateway Module	√	√	√	√	√	√



Z Series_Z3_E36	1.8 M43/TU,2.0 M52/TU,2.2 M54,2.3 M52/TU,2.5 M54,2.8M52/TU,2.8 M52/TU COUPE,3.0 M54,3.0 M54COUPE,M44,M52,M52 COUPE,S50,S50 COUPE,S52,S52COUPE,S54,S54 COUPE	1998-2002	ZKE Central body electronics BC 1	√	√	√	√	√	√
Z Series_Z3_E36	1.8 M43/TU,2.0 M52/TU,2.2 M54,2.3 M52/TU,2.5 M54,2.8M52/TU,2.8 M52/TU COUPE,3.0 M54,3.0 M54COUPE,M44,M52,M52 COUPE,S50,S50 COUPE,S52,S52COUPE,S54,S54 COUPE	1998-2002	ZKE/GM (Central body electronics/GM base module)	√	√	√	√	√	√
Z Series_Z8_E52	Z8 S62	2000-2003	ABS/ASC/DSC (Dynamic Stability Control)	√	√	√	√	√	√
Z Series_Z8_E53	Z8 S63	2000-2004	ACC Active cruise control	√	√	√	√	√	√
Z Series_Z8_E54	Z8 S64	2000-2005	ACC/ACC2 Active Cruise Control	√	√	√			
Z Series_Z8_E55	Z8 S65	2000-2006	ACSM Crash Safety Module	√	√	√	√	√	√
Z Series_Z8_E56	Z8 S66	2000-2007	ACSM/MRS Crash Safety Module	√	√	√	√		
Z Series_Z8_E57	Z8 S67	2000-2008	AHL Adaptive directional headlights	√	√	√	√	√	√
Z Series_Z8_E58	Z8 S68	2000-2009	AHM Trailer module	√	√	√	√	√	√
Z Series_Z8_E59	Z8 S69	2000-2010	AL active front steering (AFS70)	√	√	√	√		
Z Series_Z8_E60	Z8 S70	2000-2011	AL active steering	√	√	√	√	√	√
Z Series_Z8_E61	Z8 S71	2000-2012	ALBBF Active backrest width,front passenger	√	√	√	√		
Z Series_Z8_E62	Z8 S72	2000-2013	ALBFA Active backrest width,driver	√	√	√	√		
Z Series_Z8_E63	Z8 S73	2000-2014	AMP Amplifier	√	√	√	√	√	√
Z Series_Z8_E64	Z8 S74	2000-2015	AMPH Hi-Fi amplifier	√	√	√	√	√	√
Z Series_Z8_E65	Z8 S75	2000-2016	AMPT Top Hi-Fi amplifier	√	√	√	√	√	√
Z Series_Z8_E66	Z8 S76	2000-2017	ANT Antenna/antenna tuner	√	√	√	√	√	√
Z Series_Z8_E67	Z8 S77	2000-2018	ARS Dynamic Drive	√	√	√	√	√	√
Z Series_Z8_E68	Z8 S78	2000-2019	ARS Dynamic Drive 2	√	√	√	√	√	√
Z Series_Z8_E69	Z8 S79	2000-2020	ASK Audio system controller	√	√	√	√	√	√
Z Series_Z8_E70	Z8 S80	2000-2021	BM On-board monitor						
Z Series_Z8_E71	Z8 S81	2000-2022	BM/MIR (On-board monitor/Multi-Information Radio)	√	√	√	√	√	√
Z Series_Z8_E72	Z8 S82	2000-2023	BZM Control center, center console	√	√	√	√	√	√
Z Series_Z8_E73	Z8 S83	2000-2024	CA Comfort Access	√	√	√	√	√	√
Z Series_Z8_E74	Z8 S84	2000-2025	CAN / byteflight	√	√	√			
Z Series_Z8_E75	Z8 S85	2000-2026	CAN communication analysis	√	√	√			
Z Series_Z8_E76	Z8 S86	2000-2027	CAS Car Access System	√	√	√	√	√	√
Z Series_Z8_E77	Z8 S87	2000-2028	CCC-A Applications	√	√	√	√	√	√
Z Series_Z8_E78	Z8 S88	2000-2029	CCC-ANT Aerial tuner	√	√	√	√	√	√
Z Series_Z8_E79	Z8 S89	2000-2030	ASK Audio system controller	√	√	√	√	√	√
Z Series_Z8_E80	Z8 S90	2000-2031	CCC-GW Gateway	√	√	√	√	√	√

Z Series Z8 E81	Z8 S91	2000-2032	CD Control Display	√	√	√	√		
Z Series Z8 E82	Z8 S92	2000-2033	CD-GW Control Display(Gateway)	√	√	√	√	√	√
Z Series Z8 E83	Z8 S93	2000-2034	CDC CD Changer	√	√	√	√	√	√
Z Series Z8 E84	Z8 S94	2000-2035	CEM Clean Energy Module	√	√	√	√		
Z Series Z8 E85	Z8 S95	2000-2036	CHAMP-BO User interface X	√	√	√	√		
Z Series Z8 E86	Z8 S96	2000-2037	CHAMP-GW Gateway X	√	√	√	√		
Z Series Z8 E87	Z8 S97	2000-2038	CIC User interface	√	√	√	√	√	√
Z Series Z8 E88	Z8 S98	2000-2039	CIC-GW Gateway	√	√	√	√	√	√
Z Series Z8 E89	Z8 S99	2000-2040	CIC/CHAMP Car headunit column	√	√	√	√	√	√
Z Series Z8 E90	Z8 S100	2000-2041	CID Central Information Display	√	√	√	√	√	√
Z Series Z8 E91	Z8 S101	2000-2042	CIM Chassis integration Module	√	√	√	√	√	√
Z Series Z8 E92	Z8 S102	2000-2043	CON Controller	√	√	√	√	√	√
Z Series Z8 E93	Z8 S103	2000-2044	CVM Convertible top module	√	√	√	√	√	√
Z Series Z8 E94	Z8 S104	2000-2045	DAB Digital tuner	√	√	√	√	√	√
Z Series Z8 E95	Z8 S105	2000-2046	DDE Diesel Electronics	√	√	√	√	√	√
Z Series_Z8_E96	Z8 S106	2000-2047	DME Digital Engine/Gearbox Electronics 2	√	√	√	√	√	√
Z Series Z8 E97	Z8 S107	2000-2048	DME Digital Motor Electronics	√	√	√	√	√	√
Z Series Z8 E98	Z8 S108	2000-2049	DME Motor Electronics	√	√	√	√	√	√
Z Series Z8 E99	Z8 S109	2000-2050	DME/DDE (Motor/Diesel Electronics)	√	√	√	√	√	√
Z Series Z8 E100	Z8 S110	2000-2051	DME/DDE Motor Electronics	√	√	√	√	√	√
Z Series Z8 E101	Z8 S111	2000-2052	DME2/DME2 Digital motor electronics 2	√	√	√	√	√	√
Z Series_Z8_E102	Z8 S112	2000-2053	DSC Dynamic Stability Control	√	√	√	√	√	√
Z Series Z8 E103	Z8 S113	2000-2054	DSC(Bosch)Dynamic Stability Control	√	√	√	√	√	√
Z Series Z8 E104	Z8 S114	2000-2055	DSP Digital Sound Processor						
Z Series Z8 E105	Z8 S115	2000-2056	DVD CD Changer	√	√	√	√		
Z Series Z8 E106	Z8 S116	2000-2057	DVD-C DVD changer	√	√	√	√	√	√
Z Series Z8 E107	Z8 S117	2000-2058	DVDC DVD Changer	√	√	√	√	√	√
Z Series Z8 E108	Z8 S118	2000-2059	DWA antitheft alarm system	√	√	√	√	√	√
Z Series Z8 E109	Z8 S119	2000-2060	EDC Damper Control	√	√	√	√	√	√
Z Series Z8 E110	Z8 S120	2000-2061	EDC Electronic Damper Control	√	√	√	√	√	√
Z Series Z8 E111	Z8 S121	2000-2062	EDCSHL Damper satellite, rear left	√	√	√	√	√	√
Z Series_Z8_E112	Z8 S122	2000-2063	EDCSHR Damper satellite, rear right	√	√	√	√	√	√
Z Series Z8 E113	Z8 S123	2000-2064	EDCSVL Damper satellite, front left	√	√	√	√	√	√
Z Series Z8 E114	Z8 S124	2000-2065	EDCSVR Damper satellite, front right	√	√	√	√	√	√
Z Series Z8 E115	Z8 S125	2000-2066	EGS 6HPTU transmission control	√	√	√	√	√	√
Z Series Z8 E116	Z8 S126	2000-2067	EGS transmission management	√	√	√	√	√	√
Z Series Z8 E117	Z8 S127	2000-2068	EHC Electronic Height Control	√	√	√	√	√	√
Z Series Z8 E118	Z8 S128	2000-2069	EHC Electronic Ride-Height Control	√	√	√	√	√	√
Z Series Z8 E119	Z8 S129	2000-2070	EHC Ride level(Height) Control	√	√	√	√	√	√
Z Series Z8 E120	Z8 S130	2000-2071	EHC/EHC2 (Electronic ride-level control)	√	√	√	√	√	√
Z Series_Z8_E121	Z8 S131	2000-2072	EHPS Electro-hydraulic steering assistance	√	√	√	√	√	√
Z Series Z8 E122	Z8 S132	2000-2073	EX Fuel pump	√	√	√	√	√	√
Z Series Z8 E123	Z8 S133	2000-2074	EX Fuel pump	√	√	√	√	√	√

Z Series Z8 E124	Z8 S134	2000-2075	EKPS Fuel-pump control	√	√	√	√	√	√
Z Series Z8 E125	Z8 S135	2000-2076	EMF Parking brake	√	√	√	√	√	√
Z Series Z8 E126	Z8 S136	2000-2077	EML Electronic engine-power control	√	√	√			
Z Series Z8 E127	Z8 S137	2000-2078	EPS Electronic Power Steering	√	√	√	√	√	√
Z Series Z8 E128	Z8 S138	2000-2079	EWS Electronic immobilizer	√	√	√	√		
Z Series Z8 E129	Z8 S139	2000-2080	EWS Vehicle immobilizer	√	√	√	√		
Z Series Z8 E130	Z8 S140	2000-2081	FBI Flexible Bus Interface	√	√	√	√		
Z Series_Z8_E131	Z8 S141	2000-2082	FBZM Rear compartment,controlcenter,center console	√	√	√	√	√	√
Z Series Z8 E132	Z8 S142	2000-2083	FCON Rear compartment controller	√	√	√	√	√	√
Z Series Z8 E133	Z8 S143	2000-2084	FD Rear-cabin display	√	√	√	√		
Z Series Z8 E134	Z8 S144	2000-2085	FD Rear-compartment display	√	√	√	√	√	√
Z Series Z8 E135	Z8 S145	2000-2086	FD2 Rear-compartment display2	√	√	√	√	√	√
Z Series_Z8_E136	Z8 S146	2000-2087	FID Read-compartment information display	√	√	√			
Z Series Z8 E137	Z8 S147	2000-2088	FKA Rear heater/air conditioning	√	√	√	√	√	√
Z Series Z8 E138	Z8 S148	2000-2089	FKA Rear-cabin automatic A/C	√	√	√	√	√	√
Z Series Z8 E139	Z8 S149	2000-2090	FKA Rear-compartment air conditioning	√	√	√	√	√	√
Z Series Z8 E140	Z8 S150	2000-2091	FLA High Beam Assist	√	√	√	√	√	√
Z Series Z8 E141	Z8 S151	2000-2092	FRM Footwell module	√	√	√	√	√	√
Z Series Z8 E142	Z8 S152	2000-2093	FRM/FRM2 Footwell module	√	√	√	√	√	√
Z Series Z8 E143	Z8 S153	2000-2094	FRM2 Footwell module 2	√	√	√	√	√	√
Z Series Z8 E144	Z8 S154	2000-2095	FZD Function centre,roof	√	√	√	√	√	√
Z Series Z8 E145	Z8 S155	2000-2096	GR Cruise control	√	√	√			
Z Series Z8 E146	Z8 S156	2000-2097	GWS Gear selector switch	√	√	√	√	√	√
Z Series Z8 E147	Z8 S157	2000-2098	HKL Rear-lid lift	√	√	√	√	√	√
Z Series Z8 E148	Z8 S158	2000-2099	HKL Rear-lid module X	√	√	√	√		
Z Series Z8 E149	Z8 S159	2000-2100	ICM Integrated Chassis Management	√	√	√	√	√	√
Z Series Z8 E150	Z8 S160	2000-2101	ICM Integronic Power Steering	√	√	√	√	√	√
Z Series Z8 E151	Z8 S161	2000-2102	IHKA Heater/automatic A/C control	√	√	√	√	√	√
Z Series_Z8_E152	Z8 S162	2000-2103	IHKA Integrated automatic heating/air conditioning	√	√	√	√	√	√
Z Series_Z8_E153	Z8 S163	2000-2104	IHKA Integrated heating /air conditioning	√	√	√	√	√	√
Z Series_Z8_E154	Z8 S164	2000-2105	IHKA/IHKR Integrated heating/air conditioning	√	√	√	√	√	√
Z Series_Z8_E155	Z8 S165	2000-2106	IHKS Integrated heating/air-conditioning control	√	√	√	√	√	√
Z Series Z8 E156	Z8 S166	2000-2107	IHS Heater control	√	√	√	√	√	√
Z Series Z8 E157	Z8 S167	2000-2108	INSTR Instrumint cluster	√	√	√	√	√	√
Z Series Z8 E158	Z8 S168	2000-2109	JBE Junction-box electronics	√	√	√	√	√	√
Z Series Z8 E159	Z8 S169	2000-2110	JBE2 Junction Box electronics 2	√	√	√	√	√	√
Z Series Z8 E160	Z8 S170	2000-2111	JNAV Navigation system,Japan	√	√	√	√	√	√
Z Series Z8 E161	Z8 S171	2000-2112	KBM Body basic module	√	√	√	√	√	√
Z Series Z8 E162	Z8 S172	2000-2113	ZCG Add Gateway Module	√	√	√	√	√	√



Z Series_Z8_E163	Z8_S173	2000-2114	KHI Headphones interface	√	√	√	√	√	√
Z Series_Z8_E164	Z8_S174	2000-2115	KNAV Navigation system,Korea	√	√	√	√	√	√
Z Series_Z8_E165	Z8_S175	2000-2116	KOM Instrument cluster	√	√	√	√	√	√
Z Series_Z8_E166	Z8_S176	2000-2117	KOM/IKE/IKI/INSTR(Instrument cluster)	√	√	√	√	√	√
Z Series_Z8_E167	Z8_S177	2000-2118	KOMBI2 additional Instruments						
Z Series_Z8_E168	Z8_S178	2000-2119	LEW Steering-angle sensor	√	√	√	√		
Z Series_Z8_E169	Z8_S179	2000-2120	LEW/LWS (Steering angle sensor)	√	√	√	√		
Z Series_Z8_E170	Z8_S180	2000-2121	LM Lights Module	√	√	√	√	√	√
Z Series_Z8_E171	Z8_S181	2000-2122	LM Lights module 2	√	√	√	√	√	√
Z Series_Z8_E172	Z8_S182	2000-2123	LM2 Lights module 2	√	√	√	√	√	√
Z Series_Z8_E173	Z8_S183	2000-2124	LRA Automatic headlight vertical aim control	√	√	√			
Z Series_Z8_E174	Z8_S184	2000-2125	LRA Headlight vertical aim control	√	√	√	√	√	√
Z Series_Z8_E175	Z8_S185	2000-2126	LRR Long Range Radar	√	√	√			
Z Series_Z8_E176	Z8_S186	2000-2127	LSZ/LCM (Lights switching center)	√	√	√	√	√	√
Z Series_Z8_E177	Z8_S187	2000-2128	M-ASK-BO User interface	√	√	√	√	√	√
Z Series_Z8_E178	Z8_S188	2000-2129	M-ASK-GW Gateway	√	√	√	√	√	√
Z Series_Z8_E179	Z8_S189	2000-2130	M-ASK-NAV Navigation system	√	√	√	√	√	√
Z Series_Z8_E180	Z8_S190	2000-2131	MFL Multifunction steering wheel I	√	√	√	√		
Z Series_Z8_E181	Z8_S191	2000-2132	MID Multi Information Display	√	√	√			
Z Series_Z8_E182	Z8_S192	2000-2133	MPM Micro-power module	√	√	√	√	√	√
Z Series_Z8_E183	Z8_S193	2000-2134	MRS Multiple Restraint System	√	√	√	√		
Z Series_Z8_E184	Z8_S194	2000-2135	MRS/AirBag (Multiple Restraint System)	√	√	√			
Z Series_Z8_E185	Z8_S195	2000-2136	MRS/AirBag(Multiple Restraint System)	√	√	√			
Z Series_Z8_E186	Z8_S196	2000-2137	MRS/AirBag/SIM (Multiple Restraint System)	√	√	√	√	√	√
Z Series_Z8_E187	Z8_S197	2000-2138	NAV Navigation computer	√	√	√	√		
Z Series_Z8_E188	Z8_S198	2000-2139	NAV Navigation computer, Europe	√	√	√	√		
Z Series_Z8_E189	Z8_S199	2000-2140	NAV Navigation system	√	√	√	√	√	√
Z Series_Z8_E190	Z8_S200	2000-2141	NVE Night Vision Electronics	√	√	√	√	√	√
Z Series_Z8_E191	Z8_S201	2000-2142	NVK Night vision camera	√	√	√	√	√	√
Z Series_Z8_E192	Z8_S202	2000-2143	PDC Park Distance Control	√	√	√	√	√	√
Z Series_Z8_E193	Z8_S203	2000-2144	PM Power module	√	√	√	√	√	√
Z Series_Z8_E194	Z8_S204	2000-2145	QMVHL Lateral-moment distribution,rear axle	√	√	√	√	√	√
Z Series_Z8_E195	Z8_S205	2000-2146	RAD Radio	√	√	√	√	√	√
Z Series_Z8_E196	Z8_S206	2000-2147	RAD2-BO User interface	√	√	√	√	√	√
Z Series_Z8_E197	Z8_S207	2000-2148	RAD2-GW Gateway	√	√	√	√		
Z Series_Z8_E198	Z8_S208	2000-2149	RAD2-GW Gateway	√	√	√	√	√	√
Z Series_Z8_E199	Z8_S209	2000-2150	RDC Tire pressure control	√	√	√	√		
Z Series_Z8_E200	Z8_S210	2000-2151	RDC/RDW Tyre pressure check	√	√	√	√		
Z Series_Z8_E201	Z8_S211	2000-2152	RFK Reversing camera	√	√	√	√	√	√
Z Series_Z8_E202	Z8_S212	2000-2153	RLS Rain/Light Sensor	√	√	√	√		
Z Series_Z8_E203	Z8_S213	2000-2154	RLS/AIG (Rain/Light Sensor/Automatic Headlight Control)	√	√	√	√		

Z Series Z8 E204	Z8 S214	2000-2155	RLSS Rain/light solar sensor	√	√	√	√	√	√
Z Series Z8 E205	Z8 S215	2000-2156	RLSS Solar Rain/Light Sensor	√	√	√	√	√	√
Z Series Z8 E206	Z8 S216	2000-2157	RSE Rear Seat Entertainment	√	√	√	√	√	√
Z Series Z8 E207	Z8 S217	2000-2158	RSE Rear seat entertainment	√	√	√	√	√	√
Z Series Z8 E208	Z8 S218	2000-2159	SASL Satellite,A-pillar,left	√	√	√	√		
Z Series Z8 E209	Z8 S219	2000-2160	SASR Satellite,A-pillar,right	√	√	√	√		
Z Series Z8 E210	Z8 S220	2000-2161	SBSL Satellite,B-pillar,left	√	√	√	√		
Z Series Z8 E211	Z8 S221	2000-2162	SBSR Satellite,B-pillar,right	√	√	√	√		
Z Series Z8 E212	Z8 S222	2000-2163	SBSR Satellite,B-pillar,right	√	√	√	√	√	√
Z Series Z8 E213	Z8 S223	2000-2164	SDARS Satellite tuner (US)	√	√	√	√	√	√
Z Series Z8 E214	Z8 S224	2000-2165	SEC1 Supplementary control unit 1	√	√	√			
Z Series Z8 E215	Z8 S225	2000-2166	SEC2 Supplementary control unit 2	√	√	√			
Z Series Z8 E216	Z8 S226	2000-2167	SFZ Satellite vehicle center	√	√	√	√		
Z Series_Z8_E217	Z8 S227	2000-2168	SG-FD Control unit,rear-compartment display	√	√	√	√		
Z Series_Z8_E218	Z8 S228	2000-2169	SG-FD-GW Control unit,rear-compartment display(gateway)	√	√	√	√	√	√
Z Series_Z8_E219	Z8 S229	2000-2170	SGM-SIM Safety and Gatewey Module(SIM)	√	√	√	√	√	√
Z Series_Z8_E220	Z8 S230	2000-2171	SGM-ZGM Safety and Gatewey Module(ZGM)	√	√	√			
Z Series Z8 E221	Z8 S231	2000-2172	SHD Slide/tilt sunroof 2	√	√	√	√	√	√
Z Series Z8 E222	Z8 S232	2000-2173	SHD Sliding/tilting sunroof	√	√	√	√	√	√
Z Series Z8 E223	Z8 S233	2000-2174	SHD Sliding/tilting sunroof module	√	√	√	√	√	√
Z Series Z8 E224	Z8 S234	2000-2175	SHD Sliding/titing sunroof	√	√	√			
Z Series Z8 E225	Z8 S235	2000-2176	SHZH Independent/auxiliary heater	√	√	√	√	√	√
Z Series Z8 E226	Z8 S236	2000-2177	SIM Safety and information module	√	√	√	√	√	√
Z Series Z8 E227	Z8 S237	2000-2178	SINE Siren and tilt sensor	√	√	√	√		
Z Series Z8 E228	Z8 S238	2000-2179	SINE Siren with tilt sensor	√	√	√	√	√	√
Z Series Z8 E229	Z8 S239	2000-2180	SMBF Seat module,passenger	√	√	√	√	√	√
Z Series_Z8_E230	Z8 S240	2000-2181	SMBFH Seat module,passenger'sside,rear	√	√	√	√	√	√
Z Series Z8 E231	Z8 S241	2000-2182	SMF/SM/SLM (Seat memory,driver)	√	√	√	√	√	√
Z Series Z8 E232	Z8 S242	2000-2183	SMFA Seat module,driver	√	√	√	√	√	√
Z Series Z8 E233	Z8 S243	2000-2184	SMFAH Seat module,driver'sside,rear	√	√	√	√	√	√
Z Series Z8 E234	Z8 S244	2000-2185	SPMBT Mirror memory,passenger	√	√	√	√	√	√
Z Series Z8 E235	Z8 S245	2000-2186	SPMFT Mirror memory,driver	√	√	√	√	√	√
Z Series Z8 E236	Z8 S246	2000-2187	SSBF Satellite,seat,passenger	√	√	√	√		
Z Series Z8 E237	Z8 S247	2000-2188	SSFA Satellite,seat,driver	√	√	√	√		
Z Series Z8 E238	Z8 S248	2000-2189	SSH Satellite,seat,rear	√	√	√	√	√	√
Z Series Z8 E239	Z8 S249	2000-2190	STH park heating						
Z Series_Z8_E240	Z8 S250	2000-2191	STVL Satellite,door,front left	√	√	√	√		
Z Series_Z8_E241	Z8 S251	2000-2192	STVR Satellite,door,front right	√	√	√	√		
Z Series_Z8_E242	Z8 S252	2000-2193	SVS Language processing system	√	√	√	√		
Z Series_Z8_E243	Z8 S253	2000-2194	SVS Network						

Z Series_Z8_E244	Z8 S254	2000-2195	SZL Switch center,steering column	√	√	√	√	√	√
Z Series_Z8_E245	Z8 S255	2000-2196	SZM Switching center,center console	√	√	√	√	√	√
Z Series_Z8_E246	Z8 S256	2000-2197	Short test	√	√	√			
Z Series_Z8_E247	Z8 S257	2000-2198	TCU Telematic Control Unit	√	√	√	√	√	√
Z Series_Z8_E248	Z8 S258	2000-2199	TEL Telephone	√	√	√	√		
Z Series_Z8_E249	Z8 S259	2000-2200	TMBF Door module,front passenger	√	√	√	√	√	√
Z Series_Z8_E250	Z8 S260	2000-2201	TMBFH Door module,passenger'sside,rear	√	√	√	√		
Z Series_Z8_E251	Z8 S261	2000-2202	TMBFT Door module,passenger door	√	√	√	√		
Z Series_Z8_E252	Z8 S262	2000-2203	TMFA Door module,driver	√	√	√	√	√	√
Z Series_Z8_E253	Z8 S263	2000-2204	TMFAH Door module,driver'sside,rear	√	√	√	√		
Z Series_Z8_E254	Z8 S264	2000-2205	TMFAT Door module,driver's door	√	√	√	√		
Z Series_Z8_E255	Z8 S265	2000-2206	TR SVC All round view camera	√	√	√	√	√	√
Z Series_Z8_E256	Z8 S266	2000-2207	ULF Universal charging and hands-free facility	√	√	√	√	√	√
Z Series_Z8_E257	Z8 S267	2000-2208	ULF-SBX-H Interface box High	√	√	√	√	√	√
Z Series_Z8_E258	Z8 S268	2000-2209	VDM Vertical Dynamics Management	√	√	√	√	√	√
Z Series_Z8_E259	Z8 S269	2000-2210	VID Video module	√	√	√			
Z Series_Z8_E260	Z8 S270	2000-2211	VM Video Module	√	√	√	√	√	√
Z Series_Z8_E261	Z8 S271	2000-2212	VSW Video switch	√	√	√	√	√	√
Z Series_Z8_E262	Z8 S272	2000-2213	VTC Valvetronic	√	√	√			
Z Series_Z8_E263	Z8 S273	2000-2214	VTC2 Valvetronic 2	√	√	√			
Z Series_Z8_E264	Z8 S274	2000-2215	VTG Transfer case	√	√	√	√	√	√
Z Series_Z8_E265	Z8 S275	2000-2216	WIM Wiper module	√	√	√	√	√	√
Z Series_Z8_E266	Z8 S276	2000-2217	ZGM Central Gateway Module	√	√	√	√	√	√
Z Series_Z8_E267	Z8 S277	2000-2218	ZKE Central body electronics BC 1	√	√	√	√	√	√
Z Series_Z8_E268	Z8 S278	2000-2219	ZKE/GM (Central body electronics/GM base module)	√	√	√	√	√	√

### Vehicle Special Function covered

Function	Type	Special Function
E81_E82_E87_E88\Service function	Maintenance\Transport mode/pre-delivery check	Delete transport mode
E81_E82_E87_E88\Service function	Maintenance\Transport mode/pre-delivery check	Set transport mode
E81_E82_E87_E88\Service function	Maintenance\Transport mode/pre-delivery check	Charging the battery via diagnostic socket
E81_E82_E87_E88\Service function	Maintenance\CBS correction, tester data	CBS correction, tester data
E81_E82_E87_E88\Service function	Maintenance\CBS reset	CBS reset
E81_E82_E87_E88\Service function	Maintenance\CBS reset	CBS functionality, engine oil, disturbed
E81_E82_E87_E88\Service function	Maintenance	Oil Reset

E81_E82_E87_E88\Service function	Drive	Motor Electronics
E81_E82_E87_E88\Service function	Drive\CAS	CAS reset
E81_E82_E87_E88\Service function	Drive\CAS	Reset internal ELV fault counter
E81_E82_E87_E88\Service function	Drive\CAS	Selector lever test
E81_E82_E87_E88\Service function	Drive\CAS	Remote key test
E81_E82_E87_E88\Service function	Drive	Transmission control
E81_E82_E87_E88\Service function	Drive	Transmission control VTG
E81_E82_E87_E88\Service function	Chassis	Parking brake
E81_E82_E87_E88\Service function	Chassis	Fully electric steering column
E81_E82_E87_E88\Service function	Chassis	Steering-angle sensor
E81_E82_E87_E88\Service function	Chassis	Wheel-slip control system
E81_E82_E87_E88\Service function	Chassis	Dynamic Drive
E81_E82_E87_E88\Service function	Chassis	Electronic Damper Control K
E81_E82_E87_E88\Service function	Chassis	Electromechanical power steering
E81_E82_E87_E88\Service function	Body\Locking and security functions\Sliding/tilting sunroof	Initialize slide/tilt sunroof
E81_E82_E87_E88\Service function	Body\Locking and security	Delivery position
E81_E82_E87_E88\Service function	Body\Locking and security functions	Remote control/key
E81_E82_E87_E88\Service function	Body\Locking and security functions	Power windows
E81_E82_E87_E88\Service function	Body	Power supply(Battery)
E81_E82_E87_E88\Service function	Body	Rain/light sensor
E81_E82_E87_E88\Service function	Body	Heating/air-conditioning system
E81_E82_E87_E88\Service function	Body	Safety system
E81_E82_E87_E88\Service function	Body\Telecommunication	Universal charging and hands-free facility


E81_E82_E87_E88\Service function	Body\Telecommunication	TCU Telematic Control Unit
E81_E82_E87_E88\Service function	Body\Telecommunication	ULF-SBX interface box
E81_E82_E87_E88\Service function	Body\Telecommunication	ULF-SBX-H interface box High
E81_E82_E87_E88\Service function	Body\Telecommunication	Fixed installation
E81_E82_E87_E88\Service function	Body	Navigation
E81_E82_E87_E88\Service function	Body	SBSR Satellite,B-pillar,right
E81_E82_E87_E88\Service function	Body	MOST ring
E81_E82_E87_E88\Service function	Body	Seats
E81_E82_E87_E88\Service function	Body	Headunit
E36\Service function	Maintenance	Reset service interval indicator
E36\Service function	Drive	Electronic car immobilization system
E36\Service function	Drive	Motor Electronics
E36\Service function	Body\Instrument cluster	Reset service interval indicator
E36\Service function	Body\Instrument cluster	Sleep mode
E36\Service function	Body\Instrument cluster	System test
E36\Service function	Body\Light Check Module	Read operating data
E36\Service function	Body\Light Check Module	Adaptive directional headlights
E36\Service function	Body	Light switching centre
E36\Service function	Body	Electronic car immobilization system
E46\Service function	Maintenance	Reset service interval indicator
E46\Service function	Drive	Electronic car immobilization system
E46\Service function	Drive	Motor Electronics
E46\Service function	Drive	Transmission control
E46\Service function	Chassis	ABS/ASC/DSC Dynamic Stability Control
E46\Service function	Body\Instrument cluster	Reset service interval indicator
E46\Service function	Body\Instrument cluster	Sleep mode
E46\Service function	Body\Instrument cluster	System test
E46\Service function	Body\Light Check Module	Read operating data
E46\Service function	Body\Light Check Module	Adaptive directional headlights
E46\Service function	Body	Light switching centre
E46\Service function	Body	Electronic car immobilization system
E46\Service function	Body\Transport mode	Delete transport mode
E46\Service function	Body\Transport mode	Set transport mode
E46\Service function	Body	Automatic Interval Control
E46\Service function	Body	Multiple Restraint System
E46\Service function	Body	Heating air-conditioning system
E46\Service function	Body	ZKE Central body electrics



90_E91_E92_E93\Service function	Maintenance\Transport mode/pre-delivery check	Delete transport mode
90_E91_E92_E93\Service function	Maintenance\Transport mode/pre-delivery check	Set transport mode
90_E91_E92_E93\Service function	Maintenance\Transport mode/pre-delivery check	Charging the battery via diagnostic socket
90_E91_E92_E93\Service function	Maintenance\CBS correction, tester data	CBS correction, tester data
90_E91_E92_E93\Service function	Maintenance\CBS reset	CBS reset
90_E91_E92_E93\Service function	Maintenance\CBS reset	CBS functionality, engine oil, disturbed
90_E91_E92_E93\Service function	Maintenance\CBS correction, vehicle data	CBS correction, vehicle data
90_E91_E92_E93\Service function	Maintenance	Oil Reset
90_E91_E92_E93\Service function	Drive\CAS	CAS reset
90_E91_E92_E93\Service function	Drive\CAS	Reset internal ELV fault counter
90_E91_E92_E93\Service function	Drive\CAS	Selector lever test
90_E91_E92_E93\Service function	Drive\CAS	Remote key test
90_E91_E92_E93\Service function	Drive	Transmission control
90_E91_E92_E93\Service function	Drive	Transmission control VTG
90_E91_E92_E93\Service function	Chassis	Parking brake
90_E91_E92_E93\Service function	Chassis	Fully electric steering column
90_E91_E92_E93\Service function	Chassis	Steering-angle sensor
90_E91_E92_E93\Service function	Chassis	Wheel-slip control system
90_E91_E92_E93\Service function	Chassis	Dynamic Drive
90_E91_E92_E93\Service function	Chassis	Electronic Damper Control K
90_E91_E92_E93\Service function	Chassis	Electromechanical power steering
90_E91_E92_E93\Service function	Body\Locking and security functions\Sliding/tilting sunroof	Initialize slide/tilt sunroof
90_E91_E92_E93\Service function	Body\Locking and security	Delivery position



90_E91_E92_E93\Service function	Body\Locking and security functions	Remote control/key
90_E91_E92_E93\Service function	Body\Locking and security functions	Power windows
90_E91_E92_E93\Service function	Body\Locking and security functions	Bistable relays
90_E91_E92_E93\Service function	Body	Power supply(Battery)
90_E91_E92_E93\Service function	Body	Rain/light sensor
90_E91_E92_E93\Service function	Body	Heating/air-conditioning system
90_E91_E92_E93\Service function	Body	Safety system
90_E91_E92_E93\Service function	Body\Telecommunication	Universal charging and hands-free facility
90_E91_E92_E93\Service function	Body\Telecommunication	TCU Telematic Control Unit
90_E91_E92_E93\Service function	Body\Telecommunication	ULF-SBX interface box
90_E91_E92_E93\Service function	Body\Telecommunication	ULF-SBX-H interface box High
90_E91_E92_E93\Service function	Body\Telecommunication	Fixed installation
90_E91_E92_E93\Service function	Body	Navigation
90_E91_E92_E93\Service function	Body	SBSR Satellite,B-pillar,right
90_E91_E92_E93\Service function	Body	MOST ring
90_E91_E92_E93\Service function	Body	Seats
90_E91_E92_E93\Service function	Body	Headunit
E39\Service function	Maintenance	Reset service interval indicator
E39\Service function	Drive	Electronic car immobilization system
E39\Service function	Drive	Motor Electronics
E39\Service function	Drive	Transmission control
E39\Service function	Chassis	EHC Electronic Ride-level control
E39\Service function	Body\Instrument cluster	Reset service interval indicator
E39\Service function	Body\Instrument cluster	Sleep mode
E39\Service function	Body\Instrument cluster	System test
E39\Service function	Body\Light Check Module	Read operating data
E39\Service function	Body\Light Check Module	Adaptive directional headlights
E39\Service function	Body	Light switching centre
E39\Service function	Body	Electronic car immobilization system

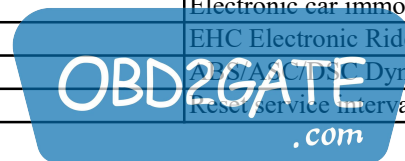


E39\Service function	Body	Automatic Interval Control
E39\Service function	Body\Transport mode	Delete transport mode
E39\Service function	Body\Transport mode	Set transport mode
E39\Service function	Body	Multiple Restraint System
E39\Service function	Body	Heating/air-conditioning system
E39\Service function	Body	Park Distance Control
E39\Service function	Body	ZKE Central body electrics
E60 E61\Service function	Maintenance\Transport mode/pre-	Delete transport mode
E60 E61\Service function	Maintenance\Transport mode/pre-	Set transport mode
E60 E61\Service function	Maintenance\Transport mode/pre-	Charging the battery via diagnostic socket
E60 E61\Service function	Maintenance\CBS correction, tester	CBS correction, tester data
E60 E61\Service function	Maintenance\CBS reset	CBS reset
E60 E61\Service function	Maintenance\CBS reset	CBS functionality, engine oil, disturbed
E60 E61\Service function	Maintenance\CBS correction, vehicle	CBS correction, vehicle data
E60 E61\Service function	Maintenance	Oil Reset
E60 E61\Service function	Drive	Motor Electronics
E60 E61\Service function	Drive\CAS	CAS reset
E60 E61\Service function	Drive\CAS	Reset internal ELV fault counter
E60 E61\Service function	Drive\CAS	Selector lever test
E60 E61\Service function	Drive\CAS	Remote key test
E60 E61\Service function	Drive	Transmission control
E60 E61\Service function	Drive	Transmission control VTG
E60 E61\Service function	Chassis	Parking brake
E60 E61\Service function	Chassis	Fully electric steering column
E60 E61\Service function	Chassis	Steering-angle sensor
E60 E61\Service function	Chassis	Wheel-slip control system
E60 E61\Service function	Chassis	EHC Electronic Ride-level control
E60 E61\Service function	Chassis	Dynamic Drive
E60 E61\Service function	Chassis	Electronic Damper Control K
E60 E61\Service function	Body\Locking and security	Initialize slide/tilt sunroof
E60 E61\Service function	Body\Locking and security	Delivery position
E60 E61\Service function	Body\Locking and security functions	Remote control/key
E60 E61\Service function	Body\Locking and security functions	Power windows
E60 E61\Service function	Body	Power supply(Battery)
E60 E61\Service function	Body	Rain/light sensor
E60 E61\Service function	Body	Heating/air-conditioning system
E60 E61\Service function	Body	Auxiliary and independent-heating function
E60 E61\Service function	Body	Safety system
E60 E61\Service function	Body\Telecommunication	Universal charging and hands-free facility
E60 E61\Service function	Body\Telecommunication	TCU Telematic Control Unit
E60 E61\Service function	Body\Telecommunication	ULF-SBX interface box
E60 E61\Service function	Body\Telecommunication	ULF-SBX-H interface box High
E60 E61\Service function	Body\Telecommunication	Fixed installation
E60 E61\Service function	Body	Navigation
E60 E61\Service function	Body\Night Vision	Night Vision camera

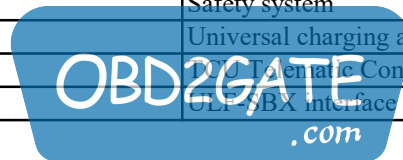
E60 E61\Service function	Body	SBSR Satellite,B-pillar,right
E60 E61\Service function	Body	MOST ring
E60 E61\Service function	Body	Basic body module
E60 E61\Service function	Body	Lights Module
E60 E61\Service function	Body	Seats
E60 E61\Service function	Body	Headunit
E63 E64\Service function	Maintenance\Transport mode/pre-	Delete transport mode
E63 E64\Service function	Maintenance\Transport mode/pre-	Set transport mode
E63 E64\Service function	Maintenance\Transport mode/pre-	Charging the battery via diagnostic socket
E63 E64\Service function	Maintenance\CBS correction, tester	CBS correction, tester data
E63 E64\Service function	Maintenance\CBS reset	CBS reset
E63 E64\Service function	Maintenance\CBS reset	CBS functionality, engine oil, disturbed
E63 E64\Service function	Maintenance\CBS correction, vehicle	CBS correction, vehicle data
E63 E64\Service function	Drive	Motor Electronics
E63 E64\Service function	Drive\CAS	CAS reset
E63 E64\Service function	Drive\CAS	Reset internal ELV fault counter
E63 E64\Service function	Drive\CAS	Selector lever test
E63 E64\Service function	Drive\CAS	Remote key test
E63 E64\Service function	Drive	Transmission control
E63 E64\Service function	Drive	Transmission control VTG
E63 E64\Service function	Chassis	Parking brake
E63 E64\Service function	Chassis	Fully electric steering column
E63 E64\Service function	Chassis	Steering-angle sensor
E63 E64\Service function	Chassis	Wheel-slip control system
E63 E64\Service function	Chassis	Tyre defect indicator
E63 E64\Service function	Chassis	Dynamic Drive
E63 E64\Service function	Chassis	Electronic Damper Control K
E63 E64\Service function	Body\Locking and security	Initialize slide/tilt sunroof
E63 E64\Service function	Body\Locking and security	Delivery position
E63 E64\Service function	Body\Locking and security functions	Remote control/key
E63 E64\Service function	Body\Locking and security functions	Power windows
E63 E64\Service function	Body	Power supply(Battery)
E63 E64\Service function	Body	Rain/light sensor
E63 E64\Service function	Body	Heating/air-conditioning system
E63 E64\Service function	Body	Auxiliary and independent-heating function
E63 E64\Service function	Body	Safety system
E63 E64\Service function	Body\Telecommunication	Universal charging and hands-free facility
E63 E64\Service function	Body\Telecommunication	TCU Telematic Control Unit
E63 E64\Service function	Body\Telecommunication	ULF-SBX interface box
E63 E64\Service function	Body\Telecommunication	ULF-SBX-H interface box High
E63 E64\Service function	Body\Telecommunication	Fixed installation
E63 E64\Service function	Body	Navigation
E63 E64\Service function	Body\Night Vision	Night Vision camera
E63 E64\Service function	Body	SBSR Satellite,B-pillar,right
E63 E64\Service function	Body	MOST ring

E63 E64\Service function	Body	Seats
E63 E64\Service function	Body	Headunit
E38\Service function	Maintenance	Reset service interval indicator
E38\Service function	Drive	Electronic car immobilization system
E38\Service function	Drive	Motor Electronics
E38\Service function	Chassis	ABS/ASC/DSC Dynamic Stability Control
E38\Service function	Body\Instrument cluster	Reset service interval indicator
E38\Service function	Body\Instrument cluster	Sleep mode
E38\Service function	Body\Instrument cluster	System test
E38\Service function	Body\Light Check Module	Read operating data
E38\Service function	Body\Light Check Module	Adaptive directional headlights
E38\Service function	Body	Light switching centre
E38\Service function	Body	Electronic car immobilization system
E38\Service function	Body	Automatic Interval Control
E38\Service function	Body	Multiple Restraint System
E38\Service function	Body	Heating/air-conditioning system
E38\Service function	Body	ZKE Central body electrics
E38\Service function	Body	Park Distance Control
E65\Service function	Maintenance\Transport mode/pre-	Delete transport mode
E65\Service function	Maintenance\Transport mode/pre-	Set transport mode
E65\Service function	Maintenance\Transport mode/pre-	Charging the battery via diagnostic socket
E65\Service function	Maintenance\CBS correction, tester	CBS correction, tester data
E65\Service function	Maintenance\CBS reset	CBS reset
E65\Service function	Maintenance\CBS reset	CBS functionality, engine oil, disturbed
E65\Service function	Maintenance\CBS correction, vehicle	CBS correction, vehicle data
E65\Service function	Maintenance	Oil Reset
E65\Service function	Drive	Motor Electronics
E65\Service function	Drive\CAS	CAS reset
E65\Service function	Drive\CAS	Reset internal ELV fault counter
E65\Service function	Drive\CAS	Selector lever test
E65\Service function	Drive\CAS	Remote key test
E65\Service function	Drive	Transmission control
E65\Service function	Drive	Transmission control VTG
E65\Service function	Chassis	Parking brake
E65\Service function	Chassis	Fully electric steering column
E65\Service function	Chassis	Steering-angle sensor
E65\Service function	Chassis	Wheel-slip control system
E65\Service function	Chassis	EHC Electronic Ride-level control
E65\Service function	Chassis	Electronic Damper Control K
E65\Service function	Body\Locking and security	Initialize slide/tilt sunroof
E65\Service function	Body\Locking and security	Delivery position
E65\Service function	Body\Locking and security functions	Remote control/key
E65\Service function	Body\Locking and security functions	Power windows
E65\Service function	Body	Power supply (Battery)
E65\Service function	Body	Rain/light sensor

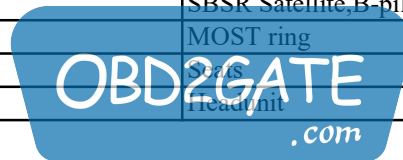
E65\Service function	Body	Windscreen wipers
E65\Service function	Body	Heating/air-conditioning system
E65\Service function	Body	Auxiliary and independent-heating function
E65\Service function	Body	Headlight cleaning system
E65\Service function	Body	Safety system
E65\Service function	Body\Telecommunication	Universal charging and hands-free facility
E65\Service function	Body\Telecommunication	TCU Telematic Control Unit
E65\Service function	Body\Telecommunication	ULF-SBX interface box
E65\Service function	Body\Telecommunication	ULF-SBX-H interface box High
E65\Service function	Body\Telecommunication	Fixed installation
E65\Service function	Body	Navigation
E65\Service function	Body\Night Vision	Night Vision camera
E65\Service function	Body	SBSR Satellite,B-pillar,right
E65\Service function	Body	Instrument cluster
E65\Service function	Body	MOST ring
E65\Service function	Body	Lights Module
E65\Service function	Body	Seats
E65\Service function	Body	Headunit
X3_E83\Service function	Drive	Motor Electronics
X3_E83\Service function	Drive	Transmission control
X3_E83\Service function	Drive	Transmission control VTG
X3_E83\Service function	Drive	Electronic car immobilization system
X3_E83\Service function	Chassis	Steering-angle sensor
X3_E83\Service function	Chassis	Wheel-slip control system
X3_E83\Service function	Body\Instrument cluster	Reset service interval indicator
X3_E83\Service function	Body\Instrument cluster	Sleep mode
X3_E83\Service function	Body\Instrument cluster	System test
X3_E83\Service function	Body\Light Check Module	Read operating data
X3_E83\Service function	Body\Light Check Module	Adaptive directional headlights
X3_E83\Service function	Body	Light switching centre
X3_E83\Service function	Body\Transport mode	Delete transport mode
X3_E83\Service function	Body\Transport mode	Set transport mode
X3_E83\Service function	Body	Multiple Restraint System
X3_E83\Service function	Body	Heating/air-conditioning system
X3_E83\Service function	Body	SBSR Satellite,B-pillar,right
X3_E83\Service function	Body	ZKE Central body electrics
X3_E83\Service function	Maintenance	Reset service interval indicator
X5_E53\Service function	Maintenance	Reset service interval indicator
X5_E53\Service function	Drive	Motor Electronics
X5_E53\Service function	Drive	Transmission control
X5_E53\Service function	Drive	Transmission control VTG
X5_E53\Service function	Drive	Electronic car immobilization system
X5_E53\Service function	Chassis	EHC Electronic Ride-level control
X5_E53\Service function	Chassis	ESP/ABS/ESC Dynamic Stability Control
X5_E53\Service function	Body\Instrument cluster	Reset service interval indicator



X5 E53\Service function	Body\Instrument cluster	Sleep mode
X5 E53\Service function	Body\Instrument cluster	System test
X5 E53\Service function	Body\Light Check Module	Read operating data
X5 E53\Service function	Body\Light Check Module	Adaptive directional headlights
X5 E53\Service function	Body	Light switching centre
X5 E53\Service function	Body	Electronic car immobilization system
X5 E53\Service function	Body\Transport mode	Delete transport mode
X5 E53\Service function	Body\Transport mode	Set transport mode
X5 E53\Service function	Body	Automatic Interval Control
X5 E53\Service function	Body	Multiple Restraint System
X5 E53\Service function	Body	Heating/air-conditioning system
X5 E53\Service function	Body	ZKE Central body electrics
X5 E53\Service function	Body	Park Distance Control
X5 E53\Service function	Body\Sliding/tilting sunroof	Initialize slide/tilt sunroof
X5 E70\Service function	Maintenance\Transport mode/pre-	Delete transport mode
X5 E70\Service function	Maintenance\Transport mode/pre-	Set transport mode
X5 E70\Service function	Maintenance\Transport mode/pre-	Charging the battery via diagnostic socket
X5 E70\Service function	Maintenance\CBS correction, tester	CBS correction, tester data
X5 E70\Service function	Maintenance\CBS reset	CBS reset
X5 E70\Service function	Maintenance	Oil Reset
X5 E70\Service function	Drive	Motor Electronics
X5 E70\Service function	Drive\CAS	CAS reset
X5 E70\Service function	Drive\CAS	Reset internal ELV fault counter
X5 E70\Service function	Drive\CAS	Selector lever test
X5 E70\Service function	Drive\CAS	Remote key test
X5 E70\Service function	Drive	Transmission control
X5 E70\Service function	Drive	Transmission control VTG
X5 E70\Service function	Chassis	Parking brake
X5 E70\Service function	Chassis	Fully electric steering column
X5 E70\Service function	Chassis	Steering-angle sensor
X5 E70\Service function	Chassis	Wheel-slip control system
X5 E70\Service function	Chassis	EHC Electronic Ride-level control
X5 E70\Service function	Chassis	Dynamic Drive
X5 E70\Service function	Chassis	Vertical dynamics management
X5 E70\Service function	Body\Locking and security	Initialize slide/tilt sunroof
X5 E70\Service function	Body\Locking and security	Delivery position
X5 E70\Service function	Body\Locking and security functions	Remote control/key
X5 E70\Service function	Body\Locking and security functions	Power windows
X5 E70\Service function	Body	Power supply(Battery)
X5 E70\Service function	Body	Rain/light sensor
X5 E70\Service function	Body	Heating/air-conditioning system
X5 E70\Service function	Body	Safety system
X5 E70\Service function	Body\Telecommunication	Universal charging and hands-free facility
X5 E70\Service function	Body\Telecommunication	Dynamic Control Unit
X5 E70\Service function	Body\Telecommunication	CLP/SBX interface box



X5 E70\Service function	Body\Telecommunication	ULF-SBX-H interface box High
X5 E70\Service function	Body\Telecommunication	Fixed installation
X5 E70\Service function	Body	Navigation
X5 E70\Service function	Body	SBSR Satellite,B-pillar,right
X5 E70\Service function	Body	MOST ring
X5 E70\Service function	Body	Seats
X5 E70\Service function	Body	Headunit
X6 E71\Service function	Maintenance\Transport mode/pre-	Delete transport mode
X6 E71\Service function	Maintenance\Transport mode/pre-	Charging the battery via diagnostic socket
X6 E71\Service function	Maintenance\CBS correction, tester	CBS correction, tester data
X6 E71\Service function	Maintenance\CBS reset	CBS reset
X6 E71\Service function	Maintenance\CBS correction, vehicle	CBS correction, vehicle data
X6 E71\Service function	Maintenance	Oil Reset
X6 E71\Service function	Drive	Motor Electronics
X6 E71\Service function	Drive\CAS	CAS reset
X6 E71\Service function	Drive\CAS	Reset internal ELV fault counter
X6 E71\Service function	Drive\CAS	Selector lever test
X6 E71\Service function	Drive\CAS	Remote key test
X6 E71\Service function	Drive	Transmission control
X6 E71\Service function	Drive	Transmission control VTG
X6 E71\Service function	Drive	Rolling-moment distribution
X6 E71\Service function	Chassis	Parking brake
X6 E71\Service function	Chassis	Fully electric steering column
X6 E71\Service function	Chassis	Steering-angle sensor
X6 E71\Service function	Chassis	Wheel-slip control system
X6 E71\Service function	Chassis	EHC Electronic Ride-level control
X6 E71\Service function	Chassis	Dynamic Drive
X6 E71\Service function	Chassis	Vertical dynamics management
X6 E71\Service function	Body\Locking and security	Initialize slide/tilt sunroof
X6 E71\Service function	Body\Locking and security	Delivery position
X6 E71\Service function	Body\Locking and security functions	Remote control/key
X6 E71\Service function	Body\Locking and security functions	Power windows
X6 E71\Service function	Body	Power supply(Battery)
X6 E71\Service function	Body	Rain/light sensor
X6 E71\Service function	Body	Heating/air-conditioning system
X6 E71\Service function	Body	Safety system
X6 E71\Service function	Body\Telecommunication	Universal charging and hands-free facility
X6 E71\Service function	Body\Telecommunication	TCU Telematic Control Unit
X6 E71\Service function	Body\Telecommunication	ULF-SBX interface box
X6 E71\Service function	Body\Telecommunication	ULF-SBX-H interface box High
X6 E71\Service function	Body\Telecommunication	Fixed installation
X6 E71\Service function	Body	SBSR Satellite,B-pillar,right
X6 E71\Service function	Body	MOST ring
X6 E71\Service function	Body	Seats
X6 E71\Service function	Body	Headunit

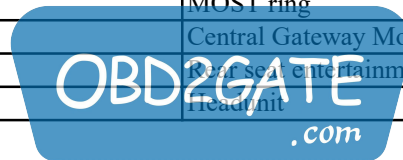




Z3_E36\Service function	Maintenance	Reset service interval indicator
Z3_E36\Service function	Drive	Electronic car immobilization system
Z3_E36\Service function	Drive	Motor Electronics
Z3_E36\Service function	Chassis	ABS/ASC/DSC Dynamic Stability Control
Z3_E36\Service function	Body\Instrument cluster	Reset service interval indicator
Z3_E36\Service function	Body\Instrument cluster	Sleep mode
Z3_E36\Service function	Body\Instrument cluster	System test
Z3_E36\Service function	Body\Light Check Module	Read operating data
Z3_E36\Service function	Body\Light Check Module	Adaptive directional headlights
Z3_E36\Service function	Body	Light switching centre
Z3_E36\Service function	Body	Electronic car immobilization system
Z3_E36\Service function	Body	Park Distance Control
Z4_E85_E86\Service function	Maintenance	Reset service interval indicator
Z4_E85_E86\Service function	Drive	Electronic car immobilization system
Z4_E85_E86\Service function	Drive	Motor Electronics
Z4_E85_E86\Service function	Chassis	Steering-angle sensor
Z4_E85_E86\Service function	Chassis	Wheel-slip control system MK60
Z4_E85_E86\Service function	Chassis	Electromechanical power steering
Z4_E85_E86\Service function	Body\Instrument cluster	Reset service interval indicator
Z4_E85_E86\Service function	Body\Instrument cluster	Sleep mode
Z4_E85_E86\Service function	Body\Instrument cluster	System test
Z4_E85_E86\Service function	Body\Light Check Module	Read operating data
Z4_E85_E86\Service function	Body\Light Check Module	Adaptive directional headlights
Z4_E85_E86\Service function	Body	Light switching centre
Z4_E85_E86\Service function	Body	Electronic car immobilization system
Z4_E85_E86\Service function	Body\Transport mode	Delete transport mode
Z4_E85_E86\Service function	Body\Transport mode	Set transport mode
Z4_E85_E86\Service function	Body	Safety system
Z4_E85_E86\Service function	Body	S2SK Satellite B-pillar,right

Z4_E85_E86\Service function	Body	Heating/air-conditioning system
Z4_E85_E86\Service function	Body	ZKE Central body electrics
Z4_E85_E86\Service function	Body	Park Distance Control
Z8_E52\Service function	Maintenance	Reset service interval indicator
Z8_E52\Service function	Drive	Electronic car immobilization system
Z8_E52\Service function	Chassis	ABS/ASC/DSC Dynamic Stability Control
Z8_E52\Service function	Body\Instrument cluster	Reset service interval indicator
Z8_E52\Service function	Body\Instrument cluster	Sleep mode
Z8_E52\Service function	Body\Instrument cluster	System test
Z8_E52\Service function	Body\Light Check Module	Read operating data
Z8_E52\Service function	Body\Light Check Module	Adaptive directional headlights
Z8_E52\Service function	Body	Light switching centre
Z8_E52\Service function	Body	Electronic car immobilization system
Z8_E52\Service function	Body\Transport mode	Delete transport mode
Z8_E52\Service function	Body\Transport mode	Set transport mode
Z8_E52\Service function	Body	Heating/air-conditioning system
Z8_E52\Service function	Body	ZKE Central body electrics
Z8_E52\Service function	Body	Park Distance Control
ZR_E89\Service function	Maintenance\Transport mode/pre-	Delete transport mode
ZR_E89\Service function	Maintenance\Transport mode/pre-	Set transport mode
ZR_E89\Service function	Maintenance\Transport mode/pre-	Charging the battery via diagnostic socket
ZR_E89\Service function	Maintenance\CBS correction, tester	CBS correction, tester data
ZR_E89\Service function	Maintenance\CBS reset	CBS reset
ZR_E89\Service function	Maintenance\CBS reset	CBS functionality, engine oil, disturbed
ZR_E89\Service function	Maintenance\CBS correction, vehicle	CBS correction, vehicle data
ZR_E89\Service function	Maintenance	Oil Reset
ZR_E89\Service function	Drive	Motor Electronics
ZR_E89\Service function	Drive\CAS	CAS reset
ZR_E89\Service function	Drive\CAS	Reset internal ELV fault counter
ZR_E89\Service function	Drive\CAS	Selector lever test
ZR_E89\Service function	Drive\CAS	Remote key test
ZR_E89\Service function	Drive\CAS	Resetting starter lock
ZR_E89\Service function	Drive	Transmission control
ZR_E89\Service function	Drive	Transmission control VTG
ZR_E89\Service function	Chassis	Parking brake
ZR_E89\Service function	Chassis	Fully electric steering column
ZR_E89\Service function	Chassis	Steering-angle sensor
ZR_E89\Service function	Chassis	Wheel-slip control system
ZR_E89\Service function	Chassis	Electronic Damper Control K
ZR_E89\Service function	Body\Locking and security	Initialize slide/tilt sunroof
ZR_E89\Service function	Body\Locking and security	Delivery position
ZR_E89\Service function	Body\Locking and security functions	Reserve control key

ZR E89\Service function	Body\Locking and security functions	Power windows
ZR E89\Service function	Body\Locking and security functions	CTM: Rear module emergency access
ZR E89\Service function	Body	Power supply(Battery)
ZR E89\Service function	Body	Rain/light sensor
ZR E89\Service function	Body	Heating/air-conditioning system
ZR E89\Service function	Body	Navigation
ZR E89\Service function	Body	SBSR Satellite,B-pillar,right
ZR E89\Service function	Body	Seats
ZR E89\Service function	Body	Safety system
ZR E89\Service function	Body	MOST ring
ZR E89\Service function	Body	Headunit
F10 F11\Service function	Maintenance	CBS reset
F10 F11\Service function	Maintenance	CBS correction, vehicle data
F10 F11\Service function	Maintenance	Transport mode/pre-delivery check
F10 F11\Service function	Maintenance	Oil Reset
F10 F11\Service function	Drive	CAS KL 15 activation/deactivation
F10 F11\Service function	Drive	FEM_KL 15 activation/deactivation
F10 F11\Service function	Drive	Motor Electronics
F10 F11\Service function	Drive	Engine start
F10 F11\Service function	Drive	Transmission control
F10 F11\Service function	Drive	Transfer box transmission control unit
F10 F11\Service function	Drive	Electric fuel pump
F10 F11\Service function	Chassis	Steering-angle sensor
F10 F11\Service function	Chassis	Electric steering-column adjustment
F10 F11\Service function	Chassis	Electromechanical power steering
F10 F11\Service function	Chassis	Integrated chassis management
F10 F11\Service function	Chassis	Parking brake
F10 F11\Service function	Chassis	ABS/ASC/DSC Dynamic Stability Control
F10 F11\Service function	Chassis	Vertical dynamics management
F10 F11\Service function	Chassis	Dynamic Drive
F10 F11\Service function	Chassis	Electronic ride height control
F10 F11\Service function	Chassis	Active front steering
F10 F11\Service function	Chassis	Rear-axle slip-angle control
F10 F11\Service function	Body	Locking and security functions
F10 F11\Service function	Body	Audio
F10 F11\Service function	Body	Safety functions
F10 F11\Service function	Body	Lights
F10 F11\Service function	Body	Power supply(Battery)
F10 F11\Service function	Body	Solar rain/light fogging sensor
F10 F11\Service function	Body	Seats
F10 F11\Service function	Body	Tyre pressure control
F10 F11\Service function	Body	MOST ring
F10 F11\Service function	Body	Central Gateway Module
F10 F11\Service function	Body	Rear seat entertainment system
F10 F11\Service function	Body	Headunit

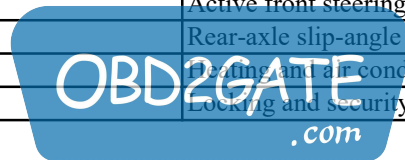


F10_F11\Service function	Body	All-round vision camera
F10_F11\Service function	Body	Additional functions
F10_F11\Service function	Body	Automatic tailgate actuation
F01_F02_F04\Service function	Maintenance	CBS reset
F01_F02_F04\Service function	Maintenance	CBS correction, vehicle data
F01_F02_F04\Service function	Maintenance	Transport mode/pre-delivery check
F01_F02_F04\Service function	Maintenance	Oil Reset
F01_F02_F04\Service function	Drive	CAS KL 15 activation/deactivation
F01_F02_F04\Service function	Drive	FEM_KL 15 activation/deactivation
F01_F02_F04\Service function	Drive	Motor Electronics
F01_F02_F04\Service function	Drive	Engine start
F01_F02_F04\Service function	Drive	Transmission control
F01_F02_F04\Service function	Drive	Transfer box transmission control unit
F01_F02_F04\Service function	Drive	Electric fuel pump
F01_F02_F04\Service function	Chassis	Steering-angle sensor
F01_F02_F04\Service function	Chassis	Electric steering-column adjustment
F01_F02_F04\Service function	Chassis	Electromechanical power steering
F01_F02_F04\Service function	Chassis	Integrated chassis management
F01_F02_F04\Service function	Chassis	Parking brake
F01_F02_F04\Service function	Chassis	ABS/ASC/DSC Dynamic Stability Control
F01_F02_F04\Service function	Chassis	Vertical dynamics management
F01_F02_F04\Service function	Chassis	Dynamic Drive
F01_F02_F04\Service function	Chassis	Electronic ride height control
F01_F02_F04\Service function	Chassis	Active front steering
F01_F02_F04\Service function	Chassis	Rear axle slip angle control

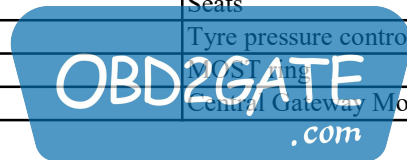


F01_F02_F04\Service function	Body	Heating and air conditioning functions
F01_F02_F04\Service function	Body	Audio
F01_F02_F04\Service function	Body	Safety functions
F01_F02_F04\Service function	Body	Lights
F01_F02_F04\Service function	Body	Power supply(Battery)
F01_F02_F04\Service function	Body	Solar rain/light fogging sensor
F01_F02_F04\Service function	Body	Seats
F01_F02_F04\Service function	Body	Tyre pressure control
F01_F02_F04\Service function	Body	MOST ring
F01_F02_F04\Service function	Body	Central Gateway Module
F01_F02_F04\Service function	Body	Rear seat entertainment system
F01_F02_F04\Service function	Body	Headunit
F01_F02_F04\Service function	Body	All-round vision camera
F01_F02_F04\Service function	Body	Additional functions
F01_F02_F04\Service function	Body	Automatic tailgate actuation
F20\Service function	Maintenance	CBS reset
F20\Service function	Maintenance	CBS correction, vehicle data
F20\Service function	Maintenance	Transport mode/pre-delivery check
F20\Service function	Maintenance	Oil Reset
F20\Service function	Drive	CAS KL 15 activation/deactivation
F20\Service function	Drive	FEM KL 15 activation/deactivation
F20\Service function	Drive	Motor Electronics
F20\Service function	Drive	Engine start
F20\Service function	Drive	Transmission control
F20\Service function	Drive	Transfer box transmission control unit
F20\Service function	Drive	Electric fuel pump
F20\Service function	Chassis	Steering-angle sensor
F20\Service function	Chassis	Electric steering-column adjustment
F20\Service function	Chassis	Electromechanical power steering
F20\Service function	Chassis	Integrated chassis management
F20\Service function	Chassis	Braking brake

F20\Service function	Chassis	ABS/ASC/DSC Dynamic Stability Control
F20\Service function	Chassis	Vertical dynamics management
F20\Service function	Chassis	Dynamic Drive
F20\Service function	Chassis	Electronic ride height control
F20\Service function	Chassis	Active front steering
F20\Service function	Chassis	Rear-axle slip-angle control
F20\Service function	Body	Heating and air conditioning functions
F20\Service function	Body	Locking and security functions
F20\Service function	Body	Safety functions
F20\Service function	Body	Lights
F20\Service function	Body	Power supply(Battery)
F20\Service function	Body	Solar rain/light fogging sensor
F20\Service function	Body	Seats
F20\Service function	Body	Tyre pressure control
F20\Service function	Body	MOST ring
F20\Service function	Body	Central Gateway Module
F20\Service function	Body	Rear seat entertainment system
F20\Service function	Body	Headunit
F20\Service function	Body	All-round vision camera
F20\Service function	Body	Additional functions
F20\Service function	Body	Automatic tailgate actuation
F30\Service function	Maintenance	CBS reset
F30\Service function	Maintenance	CBS correction, vehicle data
F30\Service function	Maintenance	Transport mode/pre-delivery check
F30\Service function	Maintenance	Oil Reset
F30\Service function	Drive	CAS_KL 15 activation/deactivation
F30\Service function	Drive	FEM_KL 15 activation/deactivation
F30\Service function	Drive	Motor Electronics
F30\Service function	Drive	Engine start
F30\Service function	Drive	Transmission control
F30\Service function	Drive	Transfer box transmission control unit
F30\Service function	Drive	Electric fuel pump
F30\Service function	Chassis	Steering-angle sensor
F30\Service function	Chassis	Electric steering-column adjustment
F30\Service function	Chassis	Electromechanical power steering
F30\Service function	Chassis	Integrated chassis management
F30\Service function	Chassis	Parking brake
F30\Service function	Chassis	ABS/ASC/DSC Dynamic Stability Control
F30\Service function	Chassis	Vertical dynamics management
F30\Service function	Chassis	Dynamic Drive
F30\Service function	Chassis	Electronic ride height control
F30\Service function	Chassis	Active front steering
F30\Service function	Chassis	Rear-axle slip-angle control
F30\Service function	Body	Heating and air conditioning functions
F30\Service function	Body	Locking and security functions



F30\Service function	Body	Audio
F30\Service function	Body	Lights
F30\Service function	Body	Power supply(Battery)
F30\Service function	Body	Solar rain/light fogging sensor
F30\Service function	Body	Seats
F30\Service function	Body	Tyre pressure control
F30\Service function	Body	MOST ring
F30\Service function	Body	Central Gateway Module
F30\Service function	Body	Rear seat entertainment system
F30\Service function	Body	Headunit
F30\Service function	Body	All-round vision camera
F30\Service function	Body	Additional functions
F30\Service function	Body	Automatic tailgate actuation
F07\Service function	Maintenance	CBS reset
F07\Service function	Maintenance	CBS correction, vehicle data
F07\Service function	Maintenance	Transport mode/pre-delivery check
F07\Service function	Maintenance	Oil Reset
F07\Service function	Drive	CAS KL 15 activation/deactivation
F07\Service function	Drive	FEM_KL 15 activation/deactivation
F07\Service function	Drive	Motor Electronics
F07\Service function	Drive	Engine start
F07\Service function	Drive	Transmission control
F07\Service function	Drive	Transfer box transmission control unit
F07\Service function	Drive	Electric fuel pump
F07\Service function	Chassis	Steering-angle sensor
F07\Service function	Chassis	Electric steering-column adjustment
F07\Service function	Chassis	Electromechanical power steering
F07\Service function	Chassis	Integrated chassis management
F07\Service function	Chassis	Parking brake
F07\Service function	Chassis	ABS/ASC/DSC Dynamic Stability Control
F07\Service function	Chassis	Vertical dynamics management
F07\Service function	Chassis	Dynamic Drive
F07\Service function	Chassis	Electronic ride height control
F07\Service function	Chassis	Active front steering
F07\Service function	Chassis	Rear-axle slip-angle control
F07\Service function	Body	Heating and air conditioning functions
F07\Service function	Body	Locking and security functions
F07\Service function	Body	Audio
F07\Service function	Body	Safety functions
F07\Service function	Body	Power supply(Battery)
F07\Service function	Body	Solar rain/light fogging sensor
F07\Service function	Body	Seats
F07\Service function	Body	Tyre pressure control
F07\Service function	Body	MOST ring
F07\Service function	Body	Central Gateway Module

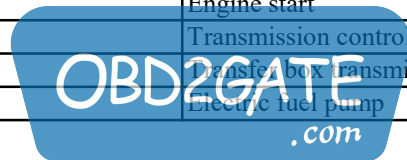


F07\Service function	Body	Rear seat entertainment system
F07\Service function	Body	Headunit
F07\Service function	Body	All-round vision camera
F07\Service function	Body	Additional functions
F07\Service function	Body	Automatic tailgate actuation
F18\Service function	Maintenance	CBS reset
F18\Service function	Maintenance	CBS correction, vehicle data
F18\Service function	Maintenance	Transport mode/pre-delivery check
F18\Service function	Maintenance	Oil Reset
F18\Service function	Drive	CAS KL 15 activation/deactivation
F18\Service function	Drive	FEM_KL 15 activation/deactivation
F18\Service function	Drive	Motor Electronics
F18\Service function	Drive	Engine start
F18\Service function	Drive	Transmission control
F18\Service function	Drive	Transfer box transmission control unit
F18\Service function	Drive	Electric fuel pump
F18\Service function	Chassis	Steering-angle sensor
F18\Service function	Chassis	Electric steering-column adjustment
F18\Service function	Chassis	Electromechanical power steering
F18\Service function	Chassis	Integrated chassis management
F18\Service function	Chassis	Parking brake
F18\Service function	Chassis	ABS/ASC/DSC Dynamic Stability Control
F18\Service function	Chassis	Vertical dynamics management
F18\Service function	Chassis	Dynamic Drive
F18\Service function	Chassis	Electronic ride height control
F18\Service function	Chassis	Active front steering
F18\Service function	Chassis	Rear-axle slip-angle control
F18\Service function	Body	Heating and air conditioning functions
F18\Service function	Body	Locking and security functions
F18\Service function	Body	Audio
F18\Service function	Body	Safety functions
F18\Service function	Body	Lights
F18\Service function	Body	Solar rain/light fogging sensor
F18\Service function	Body	Seats
F18\Service function	Body	Tyre pressure control
F18\Service function	Body	MOST ring
F18\Service function	Body	Central Gateway Module
F18\Service function	Body	Rear seat entertainment system
F18\Service function	Body	Headunit
F18\Service function	Body	All-round vision camera
F18\Service function	Body	Additional functions
F18\Service function	Body	Automatic tailgate actuation
F12 F13\Service function	Maintenance	CBS reset
F12 F13\Service function	Maintenance	CBS correction, vehicle data
F12 F13\Service function	Maintenance	Transport mode/pre-delivery check

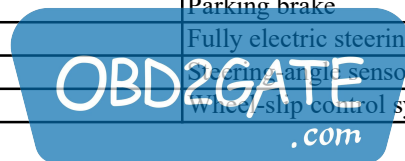




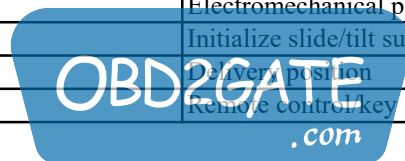
F12 F13\Service function	Maintenance	Oil Reset
F12 F13\Service function	Drive	CAS KL 15 activation/deactivation
F12 F13\Service function	Drive	FEM_KL 15 activation/deactivation
F12 F13\Service function	Drive	Motor Electronics
F12 F13\Service function	Drive	Engine start
F12 F13\Service function	Drive	Transmission control
F12 F13\Service function	Drive	Transfer box transmission control unit
F12 F13\Service function	Drive	Electric fuel pump
F12 F13\Service function	Chassis	Steering-angle sensor
F12 F13\Service function	Chassis	Electric steering-column adjustment
F12 F13\Service function	Chassis	Electromechanical power steering
F12 F13\Service function	Chassis	Integrated chassis management
F12 F13\Service function	Chassis	Parking brake
F12 F13\Service function	Chassis	ABS/ASC/DSC Dynamic Stability Control
F12 F13\Service function	Chassis	Vertical dynamics management
F12 F13\Service function	Chassis	Dynamic Drive
F12 F13\Service function	Chassis	Electronic ride height control
F12 F13\Service function	Chassis	Active front steering
F12 F13\Service function	Chassis	Rear-axle slip-angle control
F12 F13\Service function	Body	Heating and air conditioning functions
F12 F13\Service function	Body	Locking and security functions
F12 F13\Service function	Body	Audio
F12 F13\Service function	Body	Safety functions
F12 F13\Service function	Body	Lights
F12 F13\Service function	Body	Power supply(Battery)
F12 F13\Service function	Body	Seats
F12 F13\Service function	Body	Tyre pressure control
F12 F13\Service function	Body	MOST ring
F12 F13\Service function	Body	Central Gateway Module
F12 F13\Service function	Body	Rear seat entertainment system
F12 F13\Service function	Body	Headunit
F12 F13\Service function	Body	All-round vision camera
F12 F13\Service function	Body	Additional functions
F12 F13\Service function	Body	Automatic tailgate actuation
X3 F25\Service function	Maintenance	CBS reset
X3 F25\Service function	Maintenance	CBS correction, vehicle data
X3 F25\Service function	Maintenance	Transport mode/pre-delivery check
X3 F25\Service function	Maintenance	Oil Reset
X3 F25\Service function	Drive	CAS KL 15 activation/deactivation
X3 F25\Service function	Drive	FEM_KL 15 activation/deactivation
X3 F25\Service function	Drive	Motor Electronics
X3 F25\Service function	Drive	Engine start
X3 F25\Service function	Drive	Transmission control
X3 F25\Service function	Drive	Transfer box transmission control unit
X3 F25\Service function	Drive	Electric fuel pump



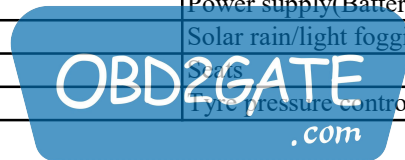
X3 F25\Service function	Chassis	Steering-angle sensor
X3 F25\Service function	Chassis	Electric steering-column adjustment
X3 F25\Service function	Chassis	Electromechanical power steering
X3 F25\Service function	Chassis	Integrated chassis management
X3 F25\Service function	Chassis	Parking brake
X3 F25\Service function	Chassis	ABS/ASC/DSC Dynamic Stability Control
X3 F25\Service function	Chassis	Vertical dynamics management
X3 F25\Service function	Chassis	Dynamic Drive
X3 F25\Service function	Chassis	Electronic ride height control
X3 F25\Service function	Chassis	Active front steering
X3 F25\Service function	Chassis	Rear-axle slip-angle control
X3 F25\Service function	Body	Heating and air conditioning functions
X3 F25\Service function	Body	Locking and security functions
X3 F25\Service function	Body	Audio
X3 F25\Service function	Body	Safety functions
X3 F25\Service function	Body	Lights
X3 F25\Service function	Body	Power supply(Battery)
X3 F25\Service function	Body	Solar rain/light fogging sensor
X3 F25\Service function	Body	Tyre pressure control
X3 F25\Service function	Body	MOST ring
X3 F25\Service function	Body	Central Gateway Module
X3 F25\Service function	Body	Rear seat entertainment system
X3 F25\Service function	Body	Headunit
X3 F25\Service function	Body	All-round vision camera
X3 F25\Service function	Body	Additional functions
X3 F25\Service function	Body	Automatic tailgate actuation
X6 E72\Service function	Maintenance\Transport mode/pre-	Delete transport mode
X6 E72\Service function	Maintenance\Transport mode/pre-	Set transport mode
X6 E72\Service function	Maintenance\Transport mode/pre-	Charging the battery via diagnostic socket
X6 E72\Service function	Maintenance\CBS correction, tester	CBS correction, tester data
X6 E72\Service function	Maintenance\CBS reset	CBS reset
X6 E72\Service function	Maintenance\CBS correction, vehicle	CBS correction, vehicle data
X6 E72\Service function	Maintenance	Oil Reset
X6 E72\Service function	Drive	Motor Electronics
X6 E72\Service function	Drive\CAS	CAS reset
X6 E72\Service function	Drive\CAS	Reset internal ELV fault counter
X6 E72\Service function	Drive\CAS	Selector lever test
X6 E72\Service function	Drive\CAS	Remote key test
X6 E72\Service function	Drive	Transmission control
X6 E72\Service function	Drive	Transmission control VTG
X6 E72\Service function	Drive	Rolling-moment distribution
X6 E72\Service function	Chassis	Parking brake
X6 E72\Service function	Chassis	Fully electric steering column
X6 E72\Service function	Chassis	Steering-angle sensor
X6 E72\Service function	Chassis	wheel slip control system



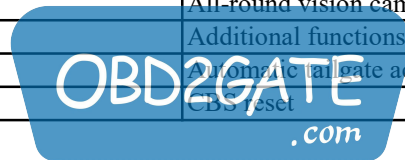
X6 E72\Service function	Chassis	EHC Electronic Ride-level control
X6 E72\Service function	Chassis	Dynamic Drive
X6 E72\Service function	Chassis	Vertical dynamics management
X6 E72\Service function	Body\Locking and security	Initialize slide/tilt sunroof
X6 E72\Service function	Body\Locking and security	Delivery position
X6 E72\Service function	Body\Locking and security functions	Power windows
X6 E72\Service function	Body	Power supply(Battery)
X6 E72\Service function	Body	Rain/light sensor
X6 E72\Service function	Body	Heating/air-conditioning system
X6 E72\Service function	Body	Safety system
X6 E72\Service function	Body\Telecommunication	Universal charging and hands-free facility
X6 E72\Service function	Body\Telecommunication	TCU Telematic Control Unit
X6 E72\Service function	Body\Telecommunication	ULF-SBX interface box
X6 E72\Service function	Body\Telecommunication	ULF-SBX-H interface box High
X6 E72\Service function	Body\Telecommunication	Fixed installation
X6 E72\Service function	Body	Navigation
X6 E72\Service function	Body	SBSR Satellite,B-pillar,right
X6 E72\Service function	Body	Seats
X6 E72\Service function	Body	MOST ring
X6 E72\Service function	Body	Headunit
X1 E84\Service function	Maintenance\Transport mode/pre-	Delete transport mode
X1 E84\Service function	Maintenance\Transport mode/pre-	Set transport mode
X1 E84\Service function	Maintenance\Transport mode/pre-	Charging the battery via diagnostic socket
X1 E84\Service function	Maintenance\CBS correction, tester	CBS correction, tester data
X1 E84\Service function	Maintenance\CBS reset	CBS reset
X1 E84\Service function	Maintenance\CBS correction, vehicle	CBS correction, vehicle data
X1 E84\Service function	Maintenance	Oil Reset
X1 E84\Service function	Drive	Motor Electronics
X1 E84\Service function	Drive\CAS	CAS reset
X1 E84\Service function	Drive\CAS	Reset internal ELV fault counter
X1 E84\Service function	Drive\CAS	Selector lever test
X1 E84\Service function	Drive\CAS	Remote key test
X1 E84\Service function	Drive	Transmission control
X1 E84\Service function	Drive	Transmission control VTG
X1 E84\Service function	Drive	Rolling-moment distribution
X1 E84\Service function	Chassis	Parking brake
X1 E84\Service function	Chassis	Fully electric steering column
X1 E84\Service function	Chassis	Steering-angle sensor
X1 E84\Service function	Chassis	EHC Electronic Ride-level control
X1 E84\Service function	Chassis	Dynamic Drive
X1 E84\Service function	Chassis	Vertical dynamics management
X1 E84\Service function	Chassis	Electromechanical power steering
X1 E84\Service function	Body\Locking and security	Initialize slide/tilt sunroof
X1 E84\Service function	Body\Locking and security	Delivery position
X1 E84\Service function	Body\Locking and security functions	Remote control/key



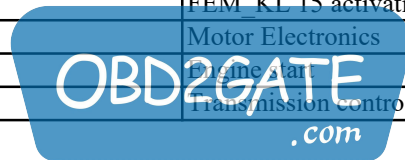
X1_E84\Service function	Body\Locking and security functions	Power windows
X1_E84\Service function	Body	Power supply(Battery)
X1_E84\Service function	Body	Rain/light sensor
X1_E84\Service function	Body	Heating/air-conditioning system
X1_E84\Service function	Body	Safety system
X1_E84\Service function	Body\Telecommunication	Universal charging and hands-free facility
X1_E84\Service function	Body\Telecommunication	TCU Telematic Control Unit
X1_E84\Service function	Body\Telecommunication	ULF-SBX interface box
X1_E84\Service function	Body\Telecommunication	ULF-SBX-H interface box High
X1_E84\Service function	Body\Telecommunication	Fixed installation
X1_E84\Service function	Body	Navigation
X1_E84\Service function	Body	SBSR Satellite,B-pillar,right
X1_E84\Service function	Body	MOST ring
X1_E84\Service function	Body	Seats
X1_E84\Service function	Body	Headunit
F22\Service function	Maintenance	CBS reset
F22\Service function	Maintenance	CBS correction, vehicle data
F22\Service function	Maintenance	Transport mode/pre-delivery check
F22\Service function	Maintenance	Oil Reset
F22\Service function	Drive	CAS KL 15 activation/deactivation
F22\Service function	Drive	FEM_KL 15 activation/deactivation
F22\Service function	Drive	Motor Electronics
F22\Service function	Drive	Engine start
F22\Service function	Drive	Transmission control
F22\Service function	Drive	Transfer box transmission control unit
F22\Service function	Drive	Electric fuel pump
F22\Service function	Chassis	Steering-angle sensor
F22\Service function	Chassis	Electric steering-column adjustment
F22\Service function	Chassis	Electromechanical power steering
F22\Service function	Chassis	Integrated chassis management
F22\Service function	Chassis	ABS/ASC/DSC Dynamic Stability Control
F22\Service function	Chassis	Vertical dynamics management
F22\Service function	Chassis	Dynamic Drive
F22\Service function	Chassis	Electronic ride height control
F22\Service function	Chassis	Active front steering
F22\Service function	Chassis	Rear-axle slip-angle control
F22\Service function	Body	Heating and air conditioning functions
F22\Service function	Body	Locking and security functions
F22\Service function	Body	Audio
F22\Service function	Body	Safety functions
F22\Service function	Body	Lights
F22\Service function	Body	Power supply(Battery)
F22\Service function	Body	Solar rain/light fogging sensor
F22\Service function	Body	Seats
F22\Service function	Body	Tyre pressure control



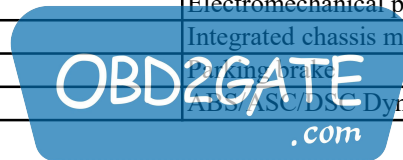
F22\Service function	Body	MOST ring
F22\Service function	Body	Central Gateway Module
F22\Service function	Body	Rear seat entertainment system
F22\Service function	Body	Headunit
F22\Service function	Body	All-round vision camera
F22\Service function	Body	Additional functions
F22\Service function	Body	Automatic tailgate actuation
F34\Service function	Maintenance	CBS reset
F34\Service function	Maintenance	CBS correction, vehicle data
F34\Service function	Maintenance	Transport mode/pre-delivery check
F34\Service function	Maintenance	Oil Reset
F34\Service function	Drive	CAS KL 15 activation/deactivation
F34\Service function	Drive	FEM_KL 15 activation/deactivation
F34\Service function	Drive	Motor Electronics
F34\Service function	Drive	Engine start
F34\Service function	Drive	Transmission control
F34\Service function	Drive	Transfer box transmission control unit
F34\Service function	Drive	Electric fuel pump
F34\Service function	Chassis	Steering-angle sensor
F34\Service function	Chassis	Electric steering-column adjustment
F34\Service function	Chassis	Electromechanical power steering
F34\Service function	Chassis	Integrated chassis management
F34\Service function	Chassis	Parking brake
F34\Service function	Chassis	Vertical dynamics management
F34\Service function	Chassis	Dynamic Drive
F34\Service function	Chassis	Electronic ride height control
F34\Service function	Chassis	Active front steering
F34\Service function	Chassis	Rear-axle slip-angle control
F34\Service function	Body	Heating and air conditioning functions
F34\Service function	Body	Locking and security functions
F34\Service function	Body	Audio
F34\Service function	Body	Safety functions
F34\Service function	Body	Lights
F34\Service function	Body	Power supply(Battery)
F34\Service function	Body	Solar rain/light fogging sensor
F34\Service function	Body	Seats
F34\Service function	Body	Tyre pressure control
F34\Service function	Body	MOST ring
F34\Service function	Body	Central Gateway Module
F34\Service function	Body	Rear seat entertainment system
F34\Service function	Body	Headunit
F34\Service function	Body	All-round vision camera
F34\Service function	Body	Additional functions
F34\Service function	Body	Automatic tailgate actuation
F32 F33\Service function	Maintenance	CBS reset



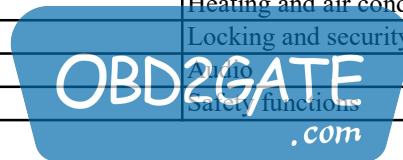
F32 F33\Service function	Maintenance	CBS correction, vehicle data
F32 F33\Service function	Maintenance	Transport mode/pre-delivery check
F32 F33\Service function	Maintenance	Oil Reset
F32 F33\Service function	Drive	CAS_KL 15 activation/deactivation
F32 F33\Service function	Drive	FEM_KL 15 activation/deactivation
F32 F33\Service function	Drive	Motor Electronics
F32 F33\Service function	Drive	Engine start
F32 F33\Service function	Drive	Transmission control
F32 F33\Service function	Drive	Transfer box transmission control unit
F32 F33\Service function	Drive	Electric fuel pump
F32 F33\Service function	Chassis	Steering-angle sensor
F32 F33\Service function	Chassis	Electric steering-column adjustment
F32 F33\Service function	Chassis	Electromechanical power steering
F32 F33\Service function	Chassis	Integrated chassis management
F32 F33\Service function	Chassis	Parking brake
F32 F33\Service function	Chassis	ABS/ASC/DSC Dynamic Stability Control
F32 F33\Service function	Chassis	Dynamic Drive
F32 F33\Service function	Chassis	Electronic ride height control
F32 F33\Service function	Chassis	Active front steering
F32 F33\Service function	Chassis	Rear-axle slip-angle control
F32 F33\Service function	Body	Heating and air conditioning functions
F32 F33\Service function	Body	Locking and security functions
F32 F33\Service function	Body	Audio
F32 F33\Service function	Body	Safety functions
F32 F33\Service function	Body	Lights
F32 F33\Service function	Body	Power supply(Battery)
F32 F33\Service function	Body	Solar rain/light fogging sensor
F32 F33\Service function	Body	Seats
F32 F33\Service function	Body	Tyre pressure control
F32 F33\Service function	Body	MOST ring
F32 F33\Service function	Body	Central Gateway Module
F32 F33\Service function	Body	Rear seat entertainment system
F32 F33\Service function	Body	Headunit
F32 F33\Service function	Body	All-round vision camera
F32 F33\Service function	Body	Additional functions
F32 F33\Service function	Body	Automatic tailgate actuation
F06\Service function	Maintenance	CBS reset
F06\Service function	Maintenance	CBS correction, vehicle data
F06\Service function	Maintenance	Transport mode/pre-delivery check
F06\Service function	Maintenance	Oil Reset
F06\Service function	Drive	CAS_KL 15 activation/deactivation
F06\Service function	Drive	FEM_KL 15 activation/deactivation
F06\Service function	Drive	Motor Electronics
F06\Service function	Drive	Engine start
F06\Service function	Drive	Transmission control



F06\Service function	Drive	Transfer box transmission control unit
F06\Service function	Drive	Electric fuel pump
F06\Service function	Chassis	Steering-angle sensor
F06\Service function	Chassis	Electric steering-column adjustment
F06\Service function	Chassis	Electromechanical power steering
F06\Service function	Chassis	Integrated chassis management
F06\Service function	Chassis	Parking brake
F06\Service function	Chassis	ABS/ASC/DSC Dynamic Stability Control
F06\Service function	Chassis	Vertical dynamics management
F06\Service function	Chassis	Electronic ride height control
F06\Service function	Chassis	Active front steering
F06\Service function	Chassis	Rear-axle slip-angle control
F06\Service function	Body	Heating and air conditioning functions
F06\Service function	Body	Locking and security functions
F06\Service function	Body	Audio
F06\Service function	Body	Safety functions
F06\Service function	Body	Lights
F06\Service function	Body	Power supply(Battery)
F06\Service function	Body	Solar rain/light fogging sensor
F06\Service function	Body	Seats
F06\Service function	Body	Tyre pressure control
F06\Service function	Body	MOST ring
F06\Service function	Body	Central Gateway Module
F06\Service function	Body	Rear seat entertainment system
F06\Service function	Body	Headunit
F06\Service function	Body	All-round vision camera
F06\Service function	Body	Additional functions
F06\Service function	Body	Automatic tailgate actuation
X5_F15\Service function	Maintenance	CBS reset
X5_F15\Service function	Maintenance	CBS correction, vehicle data
X5_F15\Service function	Maintenance	Transport mode/pre-delivery check
X5_F15\Service function	Maintenance	Oil Reset
X5_F15\Service function	Drive	CAS_KL_15 activation/deactivation
X5_F15\Service function	Drive	FEM_KL_15 activation/deactivation
X5_F15\Service function	Drive	Motor Electronics
X5_F15\Service function	Drive	Engine start
X5_F15\Service function	Drive	Transmission control
X5_F15\Service function	Drive	Transfer box transmission control unit
X5_F15\Service function	Drive	Electric fuel pump
X5_F15\Service function	Chassis	Steering-angle sensor
X5_F15\Service function	Chassis	Electric steering-column adjustment
X5_F15\Service function	Chassis	Electromechanical power steering
X5_F15\Service function	Chassis	Integrated chassis management
X5_F15\Service function	Chassis	Parking brake
X5_F15\Service function	Chassis	ABS/ASC/DSC Dynamic Stability Control

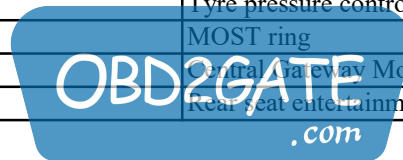


X5_F15\Service function	Chassis	Vertical dynamics management
X5_F15\Service function	Chassis	Dynamic Drive
X5_F15\Service function	Chassis	Active front steering
X5_F15\Service function	Chassis	Rear-axle slip-angle control
X5_F15\Service function	Body	Heating and air conditioning functions
X5_F15\Service function	Body	Locking and security functions
X5_F15\Service function	Body	Audio
X5_F15\Service function	Body	Safety functions
X5_F15\Service function	Body	Lights
X5_F15\Service function	Body	Power supply(Battery)
X5_F15\Service function	Body	Solar rain/light fogging sensor
X5_F15\Service function	Body	Seats
X5_F15\Service function	Body	Tyre pressure control
X5_F15\Service function	Body	MOST ring
X5_F15\Service function	Body	Central Gateway Module
X5_F15\Service function	Body	Rear seat entertainment system
X5_F15\Service function	Body	Headunit
X5_F15\Service function	Body	All-round vision camera
X5_F15\Service function	Body	Additional functions
X5_F15\Service function	Body	Automatic tailgate actuation
I01_I12\Service function	Maintenance	CBS reset
I01_I12\Service function	Maintenance	CBS correction, vehicle data
I01_I12\Service function	Maintenance	Transport mode/pre-delivery check
I01_I12\Service function	Maintenance	Oil Reset
I01_I12\Service function	Drive	CAS_KL_15 activation/deactivation
I01_I12\Service function	Drive	FEM_KL_15 activation/deactivation
I01_I12\Service function	Drive	Motor Electronics
I01_I12\Service function	Drive	Engine start
I01_I12\Service function	Drive	Transmission control
I01_I12\Service function	Drive	Transfer box transmission control unit
I01_I12\Service function	Drive	Electric fuel pump
I01_I12\Service function	Chassis	Steering-angle sensor
I01_I12\Service function	Chassis	Electric steering-column adjustment
I01_I12\Service function	Chassis	Electromechanical power steering
I01_I12\Service function	Chassis	Integrated chassis management
I01_I12\Service function	Chassis	Parking brake
I01_I12\Service function	Chassis	ABS/ASC/DSC Dynamic Stability Control
I01_I12\Service function	Chassis	Vertical dynamics management
I01_I12\Service function	Chassis	Dynamic Drive
I01_I12\Service function	Chassis	Electronic ride height control
I01_I12\Service function	Chassis	Rear-axle slip-angle control
I01_I12\Service function	Body	Heating and air conditioning functions
I01_I12\Service function	Body	Locking and security functions
I01_I12\Service function	Body	Audio
I01_I12\Service function	Body	Safety functions






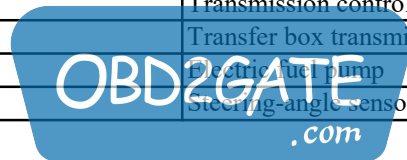
I01 I12\Service function	Body	Lights
I01 I12\Service function	Body	Power supply(Battery)
I01 I12\Service function	Body	Solar rain/light fogging sensor
I01 I12\Service function	Body	Seats
I01 I12\Service function	Body	Tyre pressure control
I01 I12\Service function	Body	MOST ring
I01 I12\Service function	Body	Central Gateway Module
I01 I12\Service function	Body	Rear seat entertainment system
I01 I12\Service function	Body	Headunit
I01 I12\Service function	Body	All-round vision camera
I01 I12\Service function	Body	Additional functions
I01 I12\Service function	Body	Automatic tailgate actuation
X4 F26\Service function	Maintenance	CBS reset
X4 F26\Service function	Maintenance	CBS correction, vehicle data
X4 F26\Service function	Maintenance	Transport mode/pre-delivery check
X4 F26\Service function	Maintenance	Oil Reset
X4 F26\Service function	Drive	CAS KL 15 activation/deactivation
X4 F26\Service function	Drive	FEM KL 15 activation/deactivation
X4 F26\Service function	Drive	Motor Electronics
X4 F26\Service function	Drive	Engine start
X4 F26\Service function	Drive	Transmission control
X4 F26\Service function	Drive	Transfer box transmission control unit
X4 F26\Service function	Drive	Electric fuel pump
X4 F26\Service function	Chassis	Steering-angle sensor
X4 F26\Service function	Chassis	Electric steering-column adjustment
X4 F26\Service function	Chassis	Electromechanical power steering
X4 F26\Service function	Chassis	Integrated chassis management
X4 F26\Service function	Chassis	Parking brake
X4 F26\Service function	Chassis	ABS/ASC/DSC Dynamic Stability Control
X4 F26\Service function	Chassis	Vertical dynamics management
X4 F26\Service function	Chassis	Dynamic Drive
X4 F26\Service function	Chassis	Electronic ride height control
X4 F26\Service function	Chassis	Active front steering
X4 F26\Service function	Body	Heating and air conditioning functions
X4 F26\Service function	Body	Locking and security functions
X4 F26\Service function	Body	Audio
X4 F26\Service function	Body	Safety functions
X4 F26\Service function	Body	Lights
X4 F26\Service function	Body	Power supply(Battery)
X4 F26\Service function	Body	Solar rain/light fogging sensor
X4 F26\Service function	Body	Seats
X4 F26\Service function	Body	Tyre pressure control
X4 F26\Service function	Body	MOST ring
X4 F26\Service function	Body	Central Gateway Module
X4 F26\Service function	Body	Rear seat entertainment system



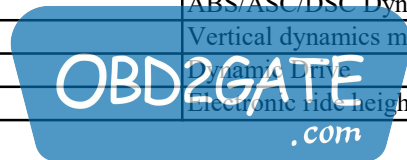
X4_F26\Service function	Body	Headunit
X4_F26\Service function	Body	All-round vision camera
X4_F26\Service function	Body	Additional functions
X4_F26\Service function	Body	Automatic tailgate actuation
F36\Service function	Maintenance	CBS reset
F36\Service function	Maintenance	CBS correction, vehicle data
F36\Service function	Maintenance	Transport mode/pre-delivery check
F36\Service function	Maintenance	Oil Reset
F36\Service function	Drive	CAS KL 15 activation/deactivation
F36\Service function	Drive	FEM_KL 15 activation/deactivation
F36\Service function	Drive	Motor Electronics
F36\Service function	Drive	Engine start
F36\Service function	Drive	Transmission control
F36\Service function	Drive	Transfer box transmission control unit
F36\Service function	Drive	Electric fuel pump
F36\Service function	Chassis	Steering-angle sensor
F36\Service function	Chassis	Electric steering-column adjustment
F36\Service function	Chassis	Electromechanical power steering
F36\Service function	Chassis	Integrated chassis management
F36\Service function	Chassis	Parking brake
F36\Service function	Chassis	ABS/ASC/DSC Dynamic Stability Control
F36\Service function	Chassis	Vertical dynamics management
F36\Service function	Chassis	Dynamic Drive
F36\Service function	Chassis	Electronic ride height control
F36\Service function	Chassis	Active front steering
F36\Service function	Chassis	Rear-axle slip-angle control
F36\Service function	Body	Locking and security functions
F36\Service function	Body	Audio
F36\Service function	Body	Safety functions
F36\Service function	Body	Lights
F36\Service function	Body	Power supply(Battery)
F36\Service function	Body	Solar rain/light fogging sensor
F36\Service function	Body	Seats
F36\Service function	Body	Tyre pressure control
F36\Service function	Body	MOST ring
F36\Service function	Body	Central Gateway Module
F36\Service function	Body	Rear seat entertainment system
F36\Service function	Body	Headunit
F36\Service function	Body	All-round vision camera
F36\Service function	Body	Additional functions
F36\Service function	Body	Automatic tailgate actuation
F21\Service function	Maintenance	CBS reset
F21\Service function	Maintenance	CBS correction, vehicle data
F21\Service function	Maintenance	Transport mode/pre-delivery check
F21\Service function	Maintenance	Oil Reset



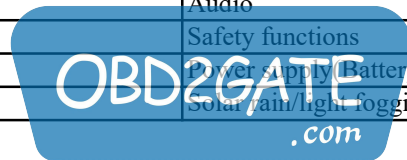
F21\Service function	Drive	CAS KL 15 activation/deactivation
F21\Service function	Drive	FEM_KL 15 activation/deactivation
F21\Service function	Drive	Motor Electronics
F21\Service function	Drive	Engine start
F21\Service function	Drive	Transmission control
F21\Service function	Drive	Transfer box transmission control unit
F21\Service function	Drive	Electric fuel pump
F21\Service function	Chassis	Steering-angle sensor
F21\Service function	Chassis	Electric steering-column adjustment
F21\Service function	Chassis	Electromechanical power steering
F21\Service function	Chassis	Integrated chassis management
F21\Service function	Chassis	Parking brake
F21\Service function	Chassis	ABS/ASC/DSC Dynamic Stability Control
F21\Service function	Chassis	Vertical dynamics management
F21\Service function	Chassis	Dynamic Drive
F21\Service function	Chassis	Electronic ride height control
F21\Service function	Chassis	Active front steering
F21\Service function	Chassis	Rear-axle slip-angle control
F21\Service function	Body	Heating and air conditioning functions
F21\Service function	Body	Audio
F21\Service function	Body	Safety functions
F21\Service function	Body	Lights
F21\Service function	Body	Power supply(Battery)
F21\Service function	Body	Solar rain/light fogging sensor
F21\Service function	Body	Seats
F21\Service function	Body	Tyre pressure control
F21\Service function	Body	MOST ring
F21\Service function	Body	Central Gateway Module
F21\Service function	Body	Rear seat entertainment system
F21\Service function	Body	Headunit
F21\Service function	Body	All-round vision camera
F21\Service function	Body	Additional functions
F21\Service function	Body	Automatic tailgate actuation
F23\Service function	Maintenance	CBS reset
F23\Service function	Maintenance	CBS correction, vehicle data
F23\Service function	Maintenance	Transport mode/pre-delivery check
F23\Service function	Maintenance	Oil Reset
F23\Service function	Drive	CAS KL 15 activation/deactivation
F23\Service function	Drive	FEM_KL 15 activation/deactivation
F23\Service function	Drive	Motor Electronics
F23\Service function	Drive	Engine start
F23\Service function	Drive	Transmission control
F23\Service function	Drive	Transfer box transmission control unit
F23\Service function	Drive	Electric fuel pump
F23\Service function	Chassis	Steering-angle sensor



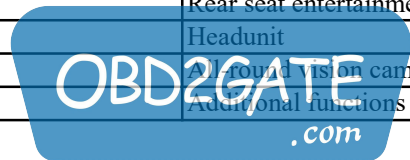
F23\Service function	Chassis	Electric steering-column adjustment
F23\Service function	Chassis	Electromechanical power steering
F23\Service function	Chassis	Integrated chassis management
F23\Service function	Chassis	Parking brake
F23\Service function	Chassis	ABS/ASC/DSC Dynamic Stability Control
F23\Service function	Chassis	Vertical dynamics management
F23\Service function	Chassis	Dynamic Drive
F23\Service function	Chassis	Electronic ride height control
F23\Service function	Chassis	Active front steering
F23\Service function	Chassis	Rear-axle slip-angle control
F23\Service function	Body	Heating and air conditioning functions
F23\Service function	Body	Locking and security functions
F23\Service function	Body	Safety functions
F23\Service function	Body	Lights
F23\Service function	Body	Power supply(Battery)
F23\Service function	Body	Solar rain/light fogging sensor
F23\Service function	Body	Seats
F23\Service function	Body	Tyre pressure control
F23\Service function	Body	MOST ring
F23\Service function	Body	Central Gateway Module
F23\Service function	Body	Rear seat entertainment system
F23\Service function	Body	Headunit
F23\Service function	Body	All-round vision camera
F23\Service function	Body	Additional functions
F23\Service function	Body	Automatic tailgate actuation
F45\Service function	Maintenance	CBS reset
F45\Service function	Maintenance	CBS correction, vehicle data
F45\Service function	Maintenance	Transport mode/pre-delivery check
F45\Service function	Maintenance	Oil Reset
F45\Service function	Drive	CAS KL 15 activation/deactivation
F45\Service function	Drive	FEM_KL 15 activation/deactivation
F45\Service function	Drive	Motor Electronics
F45\Service function	Drive	Engine start
F45\Service function	Drive	Transmission control
F45\Service function	Drive	Transfer box transmission control unit
F45\Service function	Drive	Electric fuel pump
F45\Service function	Chassis	Steering-angle sensor
F45\Service function	Chassis	Electric steering-column adjustment
F45\Service function	Chassis	Electromechanical power steering
F45\Service function	Chassis	Integrated chassis management
F45\Service function	Chassis	Parking brake
F45\Service function	Chassis	ABS/ASC/DSC Dynamic Stability Control
F45\Service function	Chassis	Vertical dynamics management
F45\Service function	Chassis	Dynamic Drive
F45\Service function	Chassis	Electronic ride height control



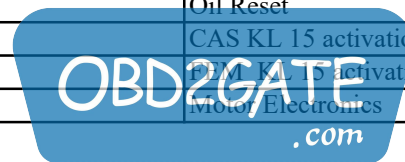
F45\Service function	Chassis	Active front steering
F45\Service function	Chassis	Rear-axle slip-angle control
F45\Service function	Body	Heating and air conditioning functions
F45\Service function	Body	Locking and security functions
F45\Service function	Body	Audio
F45\Service function	Body	Lights
F45\Service function	Body	Power supply(Battery)
F45\Service function	Body	Solar rain/light fogging sensor
F45\Service function	Body	Seats
F45\Service function	Body	Tyre pressure control
F45\Service function	Body	MOST ring
F45\Service function	Body	Central Gateway Module
F45\Service function	Body	Rear seat entertainment system
F45\Service function	Body	Headunit
F45\Service function	Body	All-round vision camera
F45\Service function	Body	Additional functions
F45\Service function	Body	Automatic tailgate actuation
F80\Service function	Maintenance	CBS reset
F80\Service function	Maintenance	CBS correction, vehicle data
F80\Service function	Maintenance	Transport mode/pre-delivery check
F80\Service function	Maintenance	Oil Reset
F80\Service function	Drive	CAS KL 15 activation/deactivation
F80\Service function	Drive	FEM_KL 15 activation/deactivation
F80\Service function	Drive	Motor Electronics
F80\Service function	Drive	Engine start
F80\Service function	Drive	Transmission control
F80\Service function	Drive	Transfer box transmission control unit
F80\Service function	Drive	Electric fuel pump
F80\Service function	Chassis	Steering-angle sensor
F80\Service function	Chassis	Electric steering-column adjustment
F80\Service function	Chassis	Electromechanical power steering
F80\Service function	Chassis	Integrated chassis management
F80\Service function	Chassis	Parking brake
F80\Service function	Chassis	ABS/ASC/DSC Dynamic Stability Control
F80\Service function	Chassis	Vertical dynamics management
F80\Service function	Chassis	Dynamic Drive
F80\Service function	Chassis	Electronic ride height control
F80\Service function	Chassis	Active front steering
F80\Service function	Chassis	Rear-axle slip-angle control
F80\Service function	Body	Heating and air conditioning functions
F80\Service function	Body	Locking and security functions
F80\Service function	Body	Audio
F80\Service function	Body	Safety functions
F80\Service function	Body	Power supply(Battery)
F80\Service function	Body	Solar rain/light fogging sensor



F80\Service function	Body	Seats
F80\Service function	Body	Tyre pressure control
F80\Service function	Body	MOST ring
F80\Service function	Body	Central Gateway Module
F80\Service function	Body	Rear seat entertainment system
F80\Service function	Body	Headunit
F80\Service function	Body	All-round vision camera
F80\Service function	Body	Additional functions
F80\Service function	Body	Automatic tailgate actuation
F82 F83\Service function	Maintenance	CBS reset
F82 F83\Service function	Maintenance	CBS correction, vehicle data
F82 F83\Service function	Maintenance	Transport mode/pre-delivery check
F82 F83\Service function	Maintenance	Oil Reset
F82 F83\Service function	Drive	CAS KL 15 activation/deactivation
F82 F83\Service function	Drive	FEM_KL 15 activation/deactivation
F82 F83\Service function	Drive	Motor Electronics
F82 F83\Service function	Drive	Engine start
F82 F83\Service function	Drive	Transmission control
F82 F83\Service function	Drive	Transfer box transmission control unit
F82 F83\Service function	Drive	Electric fuel pump
F82 F83\Service function	Chassis	Steering-angle sensor
F82 F83\Service function	Chassis	Electric steering-column adjustment
F82 F83\Service function	Chassis	Electromechanical power steering
F82 F83\Service function	Chassis	Integrated chassis management
F82 F83\Service function	Chassis	Parking brake
F82 F83\Service function	Chassis	ABS/ASC/DSC Dynamic Stability Control
F82 F83\Service function	Chassis	Vertical dynamics management
F82 F83\Service function	Chassis	Dynamic Drive
F82 F83\Service function	Chassis	Electronic ride height control
F82 F83\Service function	Chassis	Active front steering
F82 F83\Service function	Chassis	Rear-axle slip-angle control
F82 F83\Service function	Body	Heating and air conditioning functions
F82 F83\Service function	Body	Locking and security functions
F82 F83\Service function	Body	Audio
F82 F83\Service function	Body	Safety functions
F82 F83\Service function	Body	Lights
F82 F83\Service function	Body	Solar rain/light fogging sensor
F82 F83\Service function	Body	Seats
F82 F83\Service function	Body	Tyre pressure control
F82 F83\Service function	Body	MOST ring
F82 F83\Service function	Body	Central Gateway Module
F82 F83\Service function	Body	Rear seat entertainment system
F82 F83\Service function	Body	Headunit
F82 F83\Service function	Body	All-round vision camera
F82 F83\Service function	Body	Additional functions



F82 F83\Service function	Body	Automatic tailgate actuation
X5 F85\Service function	Maintenance	CBS reset
X5 F85\Service function	Maintenance	CBS correction, vehicle data
X5 F85\Service function	Maintenance	Transport mode/pre-delivery check
X5 F85\Service function	Maintenance	Oil Reset
X5 F85\Service function	Drive	CAS KL 15 activation/deactivation
X5 F85\Service function	Drive	FEM_KL 15 activation/deactivation
X5 F85\Service function	Drive	Motor Electronics
X5 F85\Service function	Drive	Engine start
X5 F85\Service function	Drive	Transmission control
X5 F85\Service function	Drive	Transfer box transmission control unit
X5 F85\Service function	Drive	Electric fuel pump
X5 F85\Service function	Chassis	Steering-angle sensor
X5 F85\Service function	Chassis	Electric steering-column adjustment
X5 F85\Service function	Chassis	Electromechanical power steering
X5 F85\Service function	Chassis	Integrated chassis management
X5 F85\Service function	Chassis	Parking brake
X5 F85\Service function	Chassis	ABS/ASC/DSC Dynamic Stability Control
X5 F85\Service function	Chassis	Vertical dynamics management
X5 F85\Service function	Chassis	Dynamic Drive
X5 F85\Service function	Chassis	Electronic ride height control
X5 F85\Service function	Chassis	Active front steering
X5 F85\Service function	Chassis	Rear-axle slip-angle control
X5 F85\Service function	Body	Heating and air conditioning functions
X5 F85\Service function	Body	Locking and security functions
X5 F85\Service function	Body	Audio
X5 F85\Service function	Body	Safety functions
X5 F85\Service function	Body	Lights
X5 F85\Service function	Body	Power supply(Battery)
X5 F85\Service function	Body	Seats
X5 F85\Service function	Body	Tyre pressure control
X5 F85\Service function	Body	MOST ring
X5 F85\Service function	Body	Central Gateway Module
X5 F85\Service function	Body	Rear seat entertainment system
X5 F85\Service function	Body	Headunit
X5 F85\Service function	Body	All-round vision camera
X5 F85\Service function	Body	Additional functions
X5 F85\Service function	Body	Automatic tailgate actuation
X6 F16\Service function	Maintenance	CBS reset
X6 F16\Service function	Maintenance	CBS correction, vehicle data
X6 F16\Service function	Maintenance	Transport mode/pre-delivery check
X6 F16\Service function	Maintenance	Oil Reset
X6 F16\Service function	Drive	CAS KL 15 activation/deactivation
X6 F16\Service function	Drive	FEM_KL 15 activation/deactivation
X6 F16\Service function	Drive	Motor Electronics



X6_F16\Service function	Drive	Engine start
X6_F16\Service function	Drive	Transmission control
X6_F16\Service function	Drive	Transfer box transmission control unit
X6_F16\Service function	Drive	Electric fuel pump
X6_F16\Service function	Chassis	Steering-angle sensor
X6_F16\Service function	Chassis	Electric steering-column adjustment
X6_F16\Service function	Chassis	Electromechanical power steering
X6_F16\Service function	Chassis	Integrated chassis management
X6_F16\Service function	Chassis	Parking brake
X6_F16\Service function	Chassis	ABS/ASC/DSC Dynamic Stability Control
X6_F16\Service function	Chassis	Vertical dynamics management
X6_F16\Service function	Chassis	Dynamic Drive
X6_F16\Service function	Chassis	Electronic ride height control
X6_F16\Service function	Chassis	Active front steering
X6_F16\Service function	Chassis	Rear-axle slip-angle control
X6_F16\Service function	Body	Heating and air conditioning functions
X6_F16\Service function	Body	Locking and security functions
X6_F16\Service function	Body	Audio
X6_F16\Service function	Body	Safety functions
X6_F16\Service function	Body	Lights
X6_F16\Service function	Body	Power supply(Battery)
X6_F16\Service function	Body	Solar rain/light fogging sensor
X6_F16\Service function	Body	Tyre pressure control
X6_F16\Service function	Body	MOST ring
X6_F16\Service function	Body	Central Gateway Module
X6_F16\Service function	Body	Rear seat entertainment system
X6_F16\Service function	Body	Headunit
X6_F16\Service function	Body	All-round vision camera
X6_F16\Service function	Body	Additional functions
X6_F16\Service function	Body	Automatic tailgate actuation
X6_F86\Service function	Maintenance	CBS reset
X6_F86\Service function	Maintenance	CBS correction, vehicle data
X6_F86\Service function	Maintenance	Transport mode/pre-delivery check
X6_F86\Service function	Maintenance	Oil Reset
X6_F86\Service function	Drive	CAS_KL_15 activation/deactivation
X6_F86\Service function	Drive	FEM_KL_15 activation/deactivation
X6_F86\Service function	Drive	Motor Electronics
X6_F86\Service function	Drive	Engine start
X6_F86\Service function	Drive	Transmission control
X6_F86\Service function	Drive	Transfer box transmission control unit
X6_F86\Service function	Drive	Electric fuel pump
X6_F86\Service function	Chassis	Steering-angle sensor
X6_F86\Service function	Chassis	Electric steering-column adjustment
X6_F86\Service function	Chassis	Electromechanical power steering
X6_F86\Service function	Chassis	Integrated chassis management



X6_F86\Service function	Chassis	Parking brake
X6_F86\Service function	Chassis	ABS/ASC/DSC Dynamic Stability Control
X6_F86\Service function	Chassis	Vertical dynamics management
X6_F86\Service function	Chassis	Dynamic Drive
X6_F86\Service function	Chassis	Electronic ride height control
X6_F86\Service function	Chassis	Active front steering
X6_F86\Service function	Chassis	Rear-axle slip-angle control
X6_F86\Service function	Body	Heating and air conditioning functions
X6_F86\Service function	Body	Locking and security functions
X6_F86\Service function	Body	Audio
X6_F86\Service function	Body	Safety functions
X6_F86\Service function	Body	Lights
X6_F86\Service function	Body	Power supply(Battery)
X6_F86\Service function	Body	Solar rain/light fogging sensor
X6_F86\Service function	Body	Seats
X6_F86\Service function	Body	MOST ring
X6_F86\Service function	Body	Central Gateway Module
X6_F86\Service function	Body	Rear seat entertainment system
X6_F86\Service function	Body	Headunit
X6_F86\Service function	Body	All-round vision camera
X6_F86\Service function	Body	Additional functions
X6_F86\Service function	Body	Automatic tailgate actuation